



US00D736168S

(12) **United States Design Patent**  
**Kim**

(10) **Patent No.:** **US D736,168 S**

(45) **Date of Patent:** **\*\* Aug. 11, 2015**

(54) **TV RECEIVER**

(71) Applicant: **Samsung Electronics Co., Ltd.**,  
Suwon-si (KR)

(72) Inventor: **Euiseok Kim**, Seongnam-si (KR)

(73) Assignee: **Samsung Electronics Co., Ltd.**,  
Suwon-si (KR)

(\*\*) Term: **14 Years**

(21) Appl. No.: **29/477,710**

(22) Filed: **Dec. 26, 2013**

(30) **Foreign Application Priority Data**

Jun. 27, 2013 (KR) ..... 30-2013-0033104

(51) **LOC (10) Cl.** ..... **14-03**

(52) **U.S. Cl.**  
USPC ..... **D14/126**

(58) **Field of Classification Search**  
USPC ..... D14/125-134, 239, 371, 374-377, 450,  
D14/448, 336, 159; D6/300; D10/15, 26;  
D21/329, 515, 577, 333, 331;  
D16/241; 312/7.2; 345/104, 156, 168,  
345/87, 173, 690; 446/484, 175; 273/148 B;  
248/917-924, 465; 348/836, 838, 180,  
348/184, 325, 739

CPC ..... H05K 5/0004; H05K 5/0017; H05K 5/02;  
H05K 5/0216; G06F 1/1601; G06F 1/1643  
See application file for complete search history.

(56) **References Cited**

**U.S. PATENT DOCUMENTS**

D323,338 S \* 1/1992 Court ..... D16/241  
D377,012 S \* 12/1996 Oslund ..... D14/128

D452,081 S \* 12/2001 Rowan ..... D6/300  
D455,131 S \* 4/2002 Reynaga et al. .... D14/126  
D587,226 S \* 2/2009 Funayama ..... D14/126  
D588,560 S \* 3/2009 Mellingen et al. .... D14/126  
D611,440 S \* 3/2010 Suzuki et al. .... D14/126  
D661,123 S \* 6/2012 Curbbun et al. .... D6/396  
D661,124 S \* 6/2012 Curbbun et al. .... D6/396  
D671,083 S \* 11/2012 Kim et al. .... D14/126  
D710,847 S \* 8/2014 Ozolins et al. .... D14/371  
D712,367 S \* 9/2014 Park et al. .... D14/126  
D717,257 S \* 11/2014 Kim et al. .... D14/126  
D718,364 S \* 11/2014 Jensen ..... D16/241  
D719,120 S \* 12/2014 Park et al. .... D14/126  
D720,709 S \* 1/2015 Lee et al. .... D14/126  
D723,487 S \* 3/2015 Lee et al. .... D14/126  
D725,619 S \* 3/2015 Choi ..... D14/126  
D726,136 S \* 4/2015 Cho et al. .... D14/126

\* cited by examiner

*Primary Examiner* — Eric Goodman

*Assistant Examiner* — Clese Moore, Jr.

(74) *Attorney, Agent, or Firm* — NSIP Law

(57) **CLAIM**

The ornamental design for a TV receiver, as shown and described.

**DESCRIPTION**

FIG. 1 is a front perspective view of a TV receiver showing my new design;

FIG. 2 is a front view thereof;

FIG. 3 is a rear view thereof;

FIG. 4 is a left-side view thereof;

FIG. 5 is a right-side view thereof;

FIG. 6 is a top view thereof; and,

FIG. 7 is a bottom view thereof.

The broken lines illustrating portions of the TV receiver are for environmental purposes only and form no part of the claimed design.

**1 Claim, 7 Drawing Sheets**

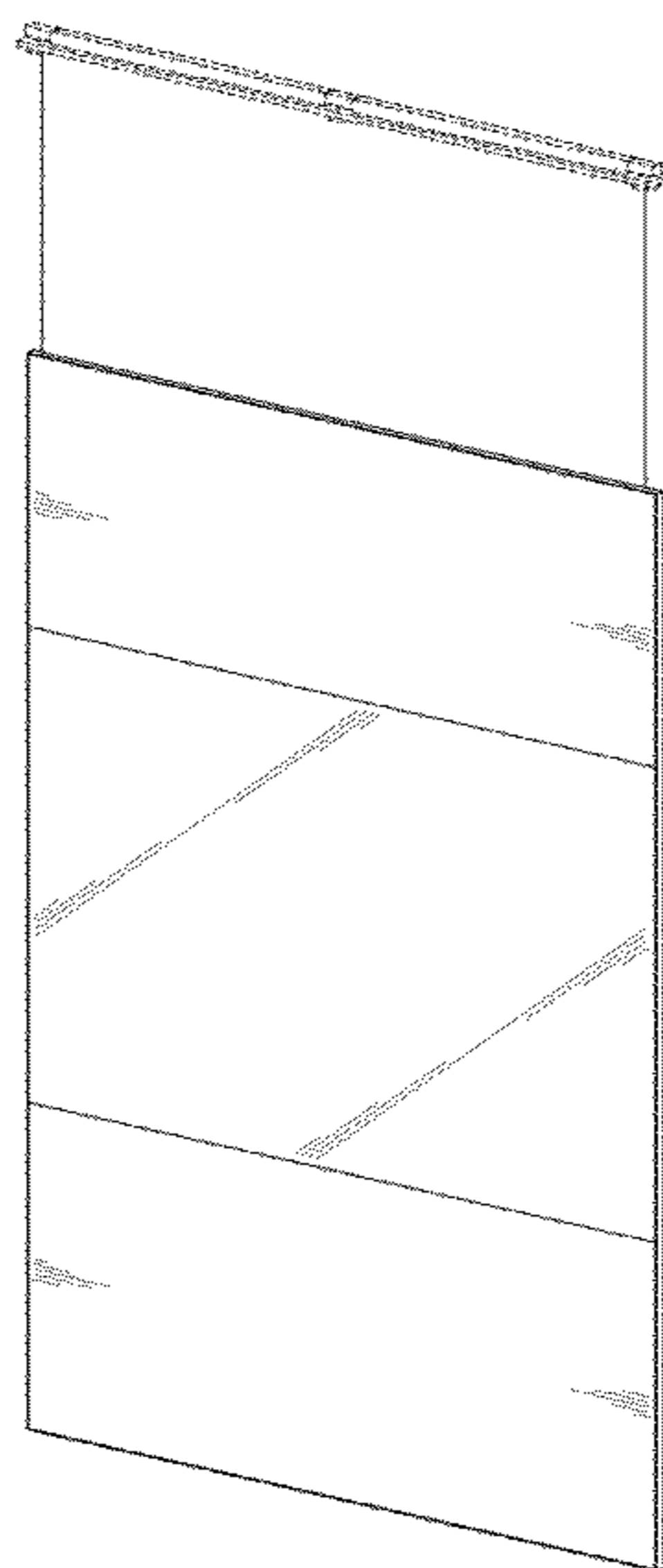


FIG. 1

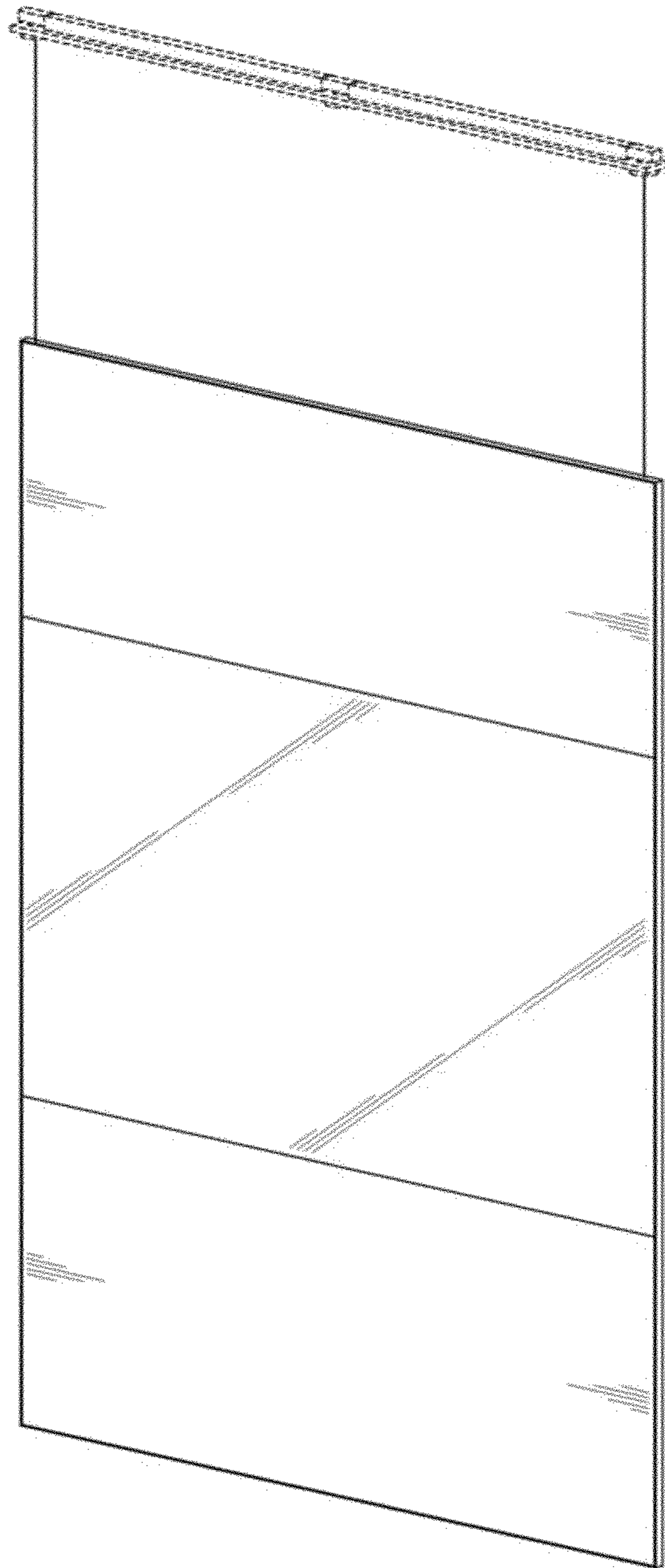


FIG. 2

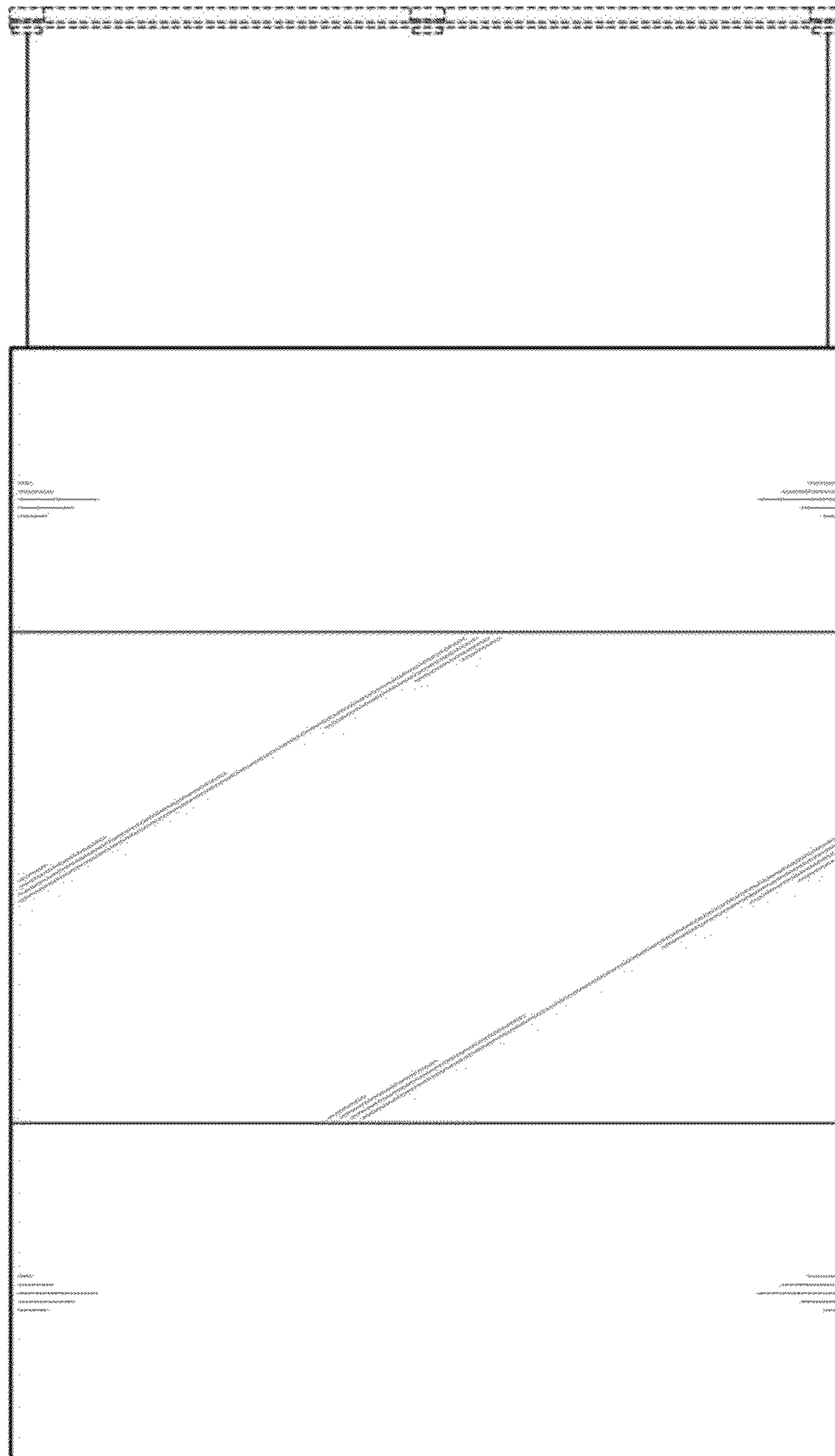


FIG. 3

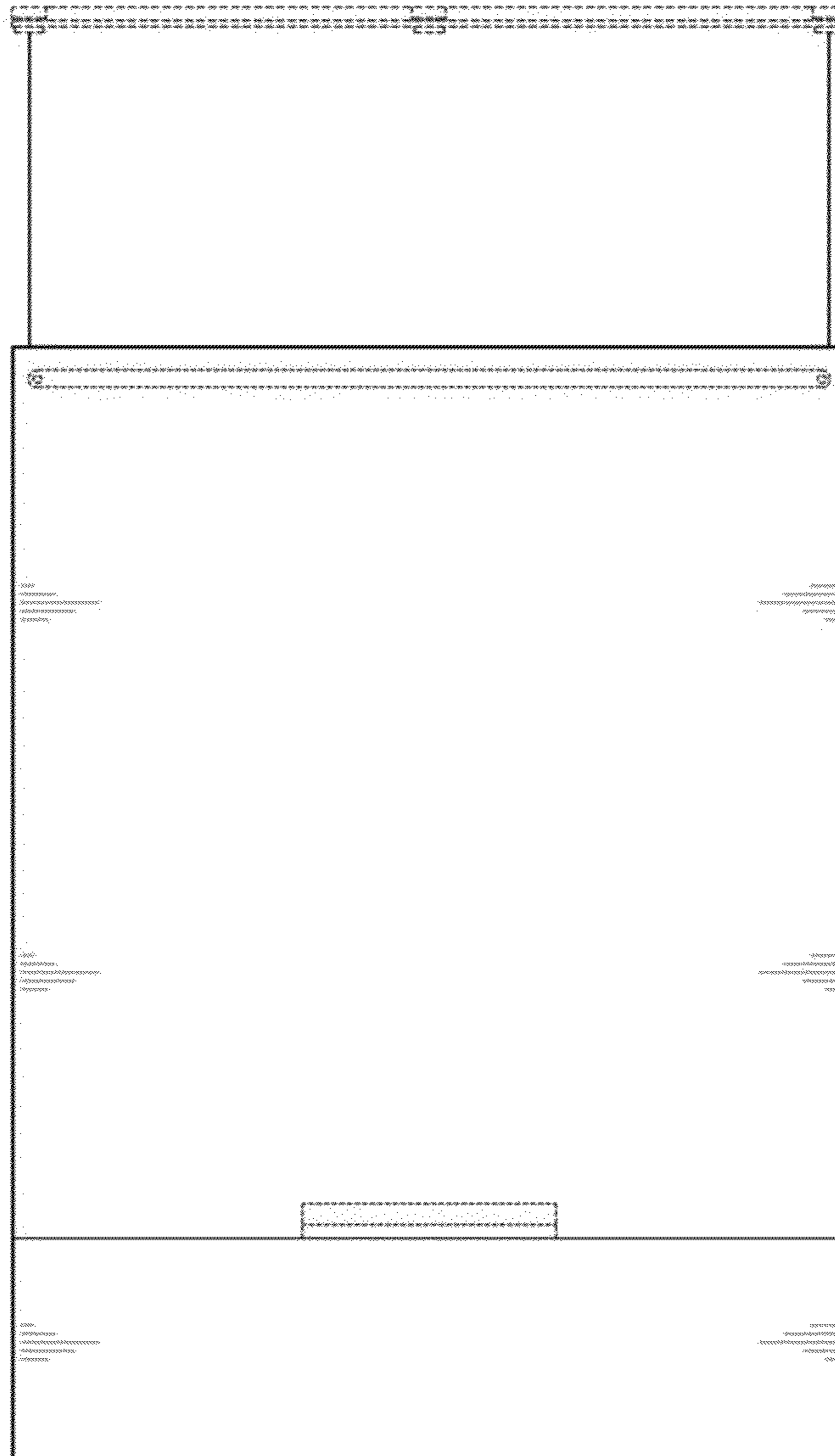


FIG. 4




FIG. 5



FIG. 6




FIG. 7

