



US00D736139S

(12) **United States Design Patent**
Smith

(10) **Patent No.:** **US D736,139 S**
(45) **Date of Patent:** **** Aug. 11, 2015**

(54) **BOAT HULL HAVING TWIN SPONSONS**

- (71) Applicant: **Recreation Unlimited, LLC**,
Rockwood, TN (US)
- (72) Inventor: **Christopher Smith**, Americus, GA (US)
- (73) Assignee: **Recreation Unlimited, LLC**, Americus,
GA (US)

(**) Term: **14 Years**

(21) Appl. No.: **29/456,669**

(22) Filed: **Jun. 3, 2013**

(51) **LOC (10) Cl.** **12-06**

(52) **U.S. Cl.**
USPC **D12/300**

(58) **Field of Classification Search**
USPC D12/300, 302, 303, 304, 307, 310–314,
D12/316, 317; 114/39.11–39.15,
114/39.21–39.32, 61.1, 61.2, 61.32, 61.33,
114/62, 355–358, 271, 273, 288–291
See application file for complete search history.

(56) **References Cited**

U.S. PATENT DOCUMENTS

3,191,572	A *	6/1965	Wilson	114/290
4,091,761	A *	5/1978	Fehn	114/290
4,644,890	A	2/1987	Lott	
D301,573	S *	6/1989	Fuller	D12/310
D302,969	S *	8/1989	Pipkorn	D12/314
5,140,930	A *	8/1992	Lund	114/291
D336,887	S *	6/1993	Granie et al.	D12/310
5,435,260	A *	7/1995	Granie et al.	114/61.1
5,526,762	A *	6/1996	Kiley	114/61.2
D418,104	S *	12/1999	Bove	D12/314
D438,506	S *	3/2001	Munson	D12/300
6,672,234	B2 *	1/2004	Osmundsvaag	114/67 A
6,708,642	B1 *	3/2004	Taylor	114/290
D566,643	S	4/2008	Fafard et al.	
D568,802	S	5/2008	Chen	

(Continued)

OTHER PUBLICATIONS

Boat Brochure for Caravelle DeckMate (resubmitted) entitled “Experience the Excitement,” published circa 1989 (previous generation pontoon).
Web page for Razor Etoons by Caravelle Boats of Americus, Georgia (applicant) at www.razoretoons.com published (upon belief) in about Aug. 2014.

(Continued)

Primary Examiner — Cynthia M Chin

(74) *Attorney, Agent, or Firm* — Peter L. Brewer; Baker Donelson

(57) **CLAIM**

We claim the ornamental design for a boat hull having twin sponsons, as shown and described.

DESCRIPTION

FIG. 1 is a first perspective view showing our new design for a boat hull. The bottom of the hull is shown from a front (bow) isometric perspective.

FIG. 2 is a second perspective view showing our new design for the boat hull. The bottom of the hull is shown from a rear (aft) perspective.

FIG. 3 is a third perspective view of the boat hull. The top of the hull is shown from a front perspective.

FIG. 4 is a front (or bow) view of the boat hull of FIG. 3.

FIG. 5 is a back (or aft) view of the boat hull of FIG. 3.

FIG. 6 is a right (or starboard) side elevation view of the boat hull of FIG. 3.

FIG. 7 is a left (or port) side elevation view of the boat hull of FIG. 3, and is a mirror image of the boat hull shown in FIG. 6.

FIG. 8 is a top or plan view of the boat hull of FIG. 3.


FIG. 9 is a bottom view of the boat hull of FIG. 3.

FIG. 10 is a cross-sectional view of the boat hull of FIG. 9, taken across the beam at line 10-10; and,

FIG. 11 is a cross-sectional view of the boat hull of FIG. 9, taken across the beam at line 11-11.

The shade lines shown in the drawings represent the three-dimensional contours of the boat hull design and are not intended to indicate surface decoration. In addition, portions of the article shown in broken lines form no part of the claimed design.

1 Claim, 7 Drawing Sheets



(56)

References Cited

OTHER PUBLICATIONS

U.S. PATENT DOCUMENTS

D573,525 S 7/2008 Chen
D581,340 S 11/2008 Fafard et al.
D607,805 S 1/2010 Chittum, III et al.
D651,551 S 1/2012 Moore, Jr. et al.
D709,023 S * 7/2014 Viviani et al. D12/300

Web page for Razor 249 Etoon by Caravelle Boats of Americus, Georgia (applicant) at www.caravelleboatgroup.com published (upon belief) in about May 2013.

Web page for PowerBoat Forum by Caravelle Boats of Americus, Georgia at www.caravelleboatgroup.com published May 2013.

* cited by examiner



FIG. 1

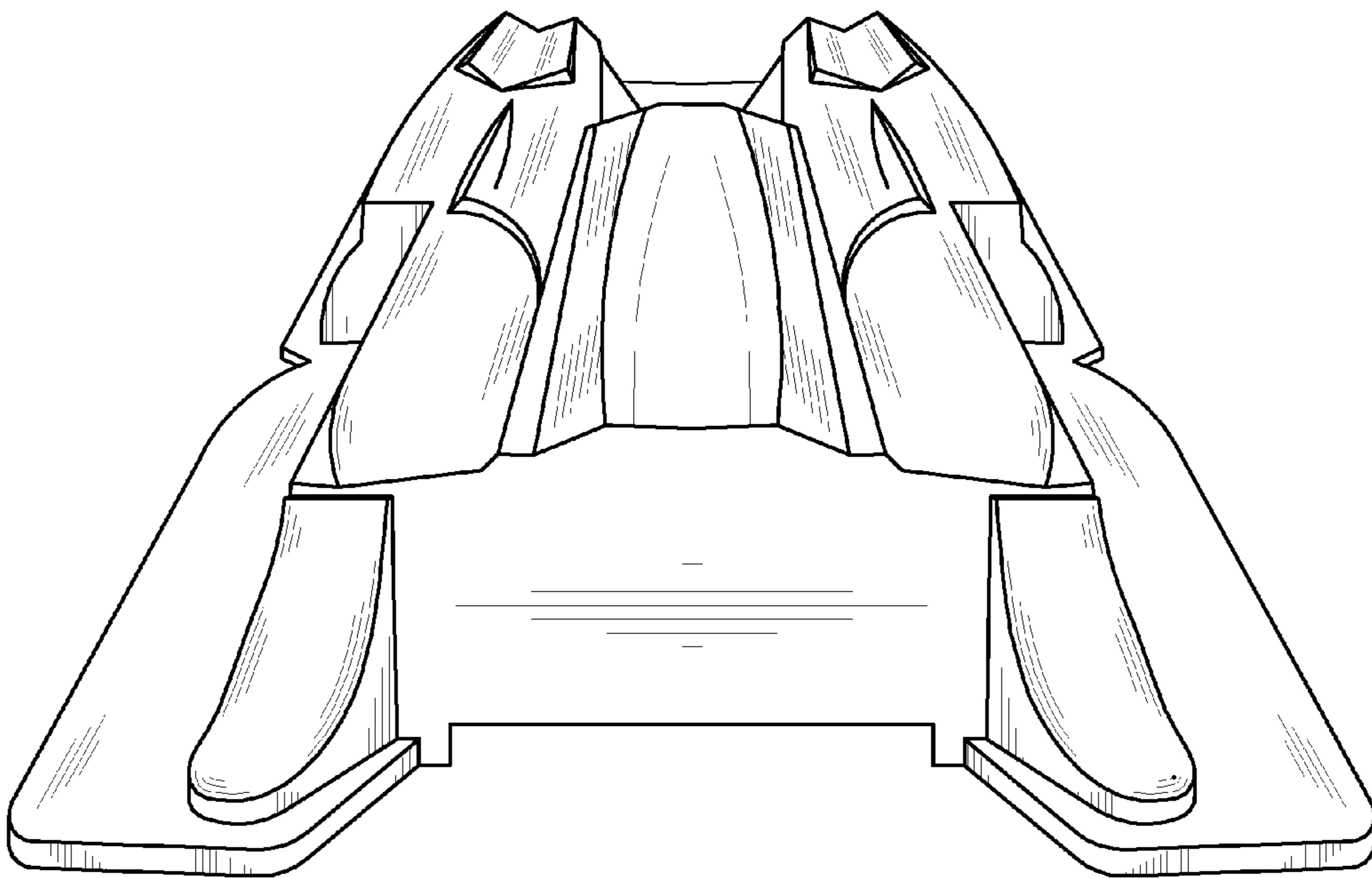


FIG. 2

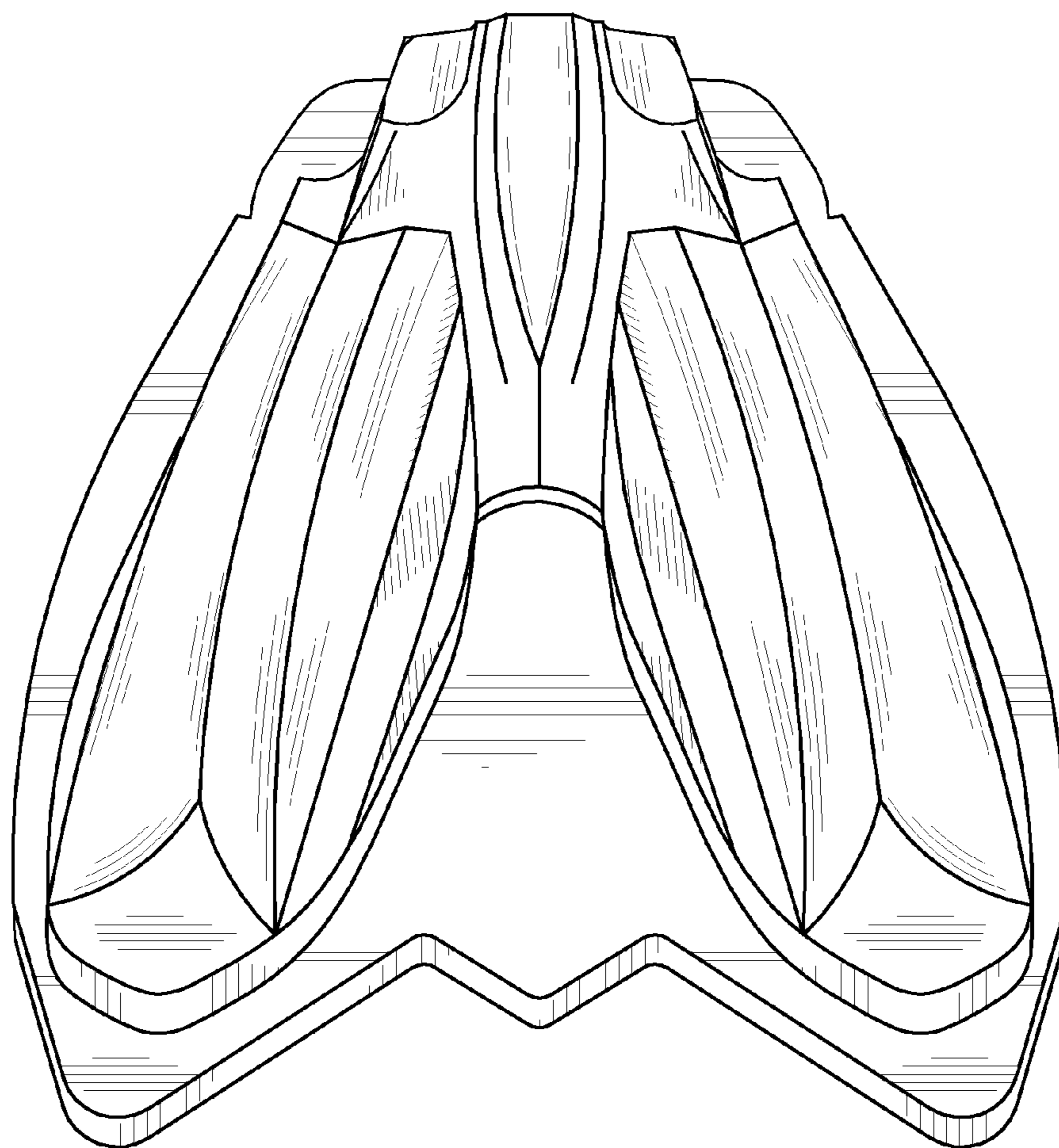


FIG. 3




FIG. 4

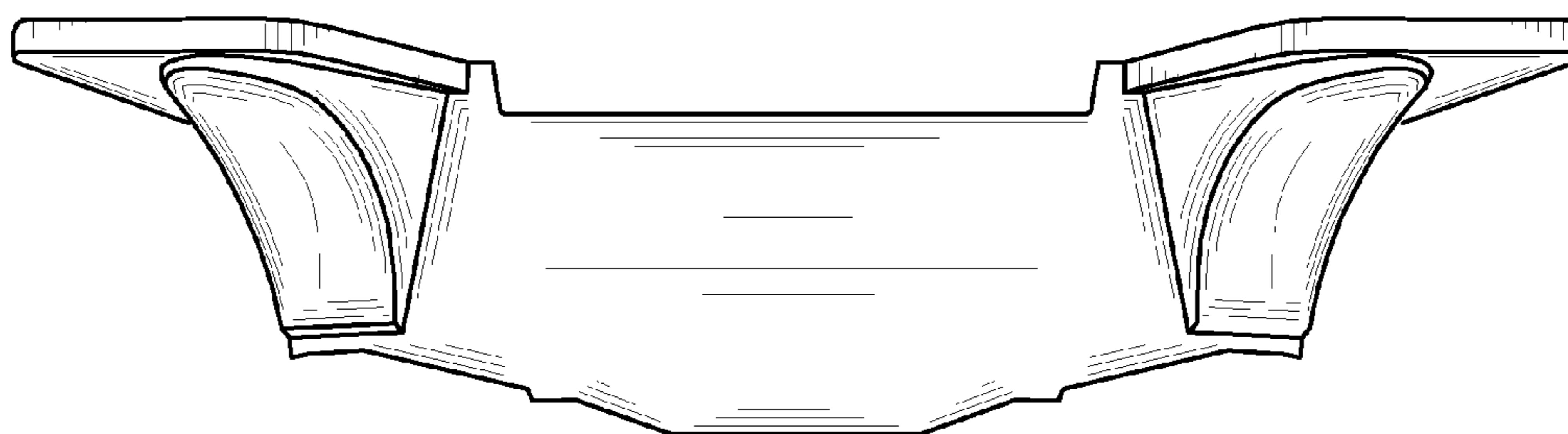


FIG. 5




FIG. 6



FIG. 7

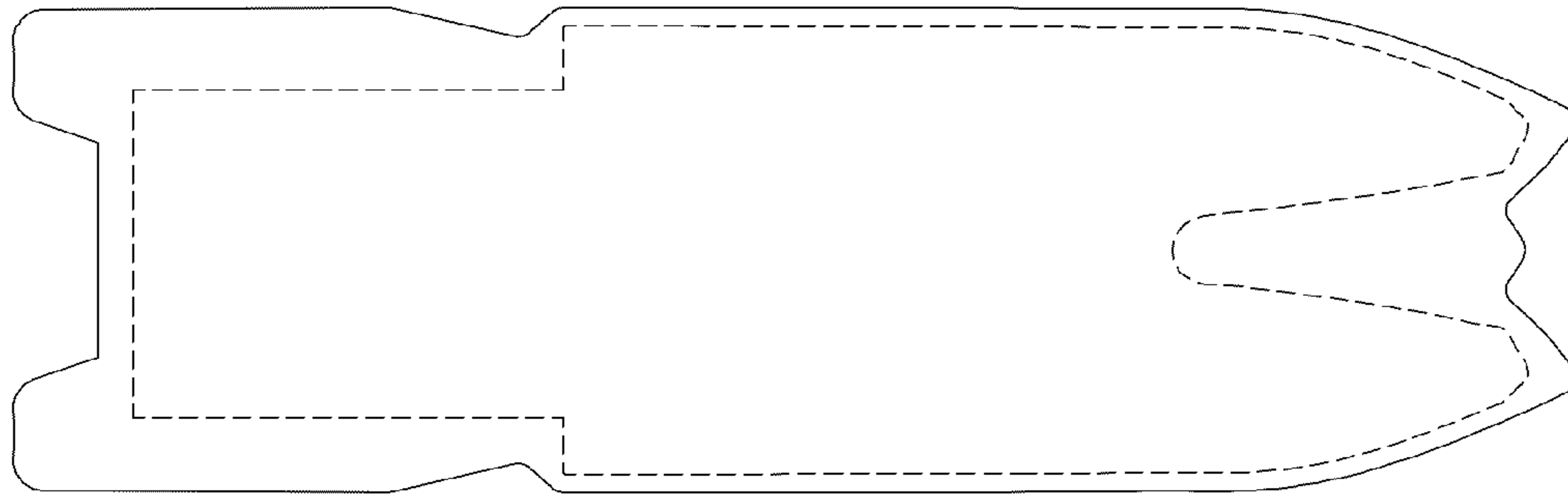


FIG. 8

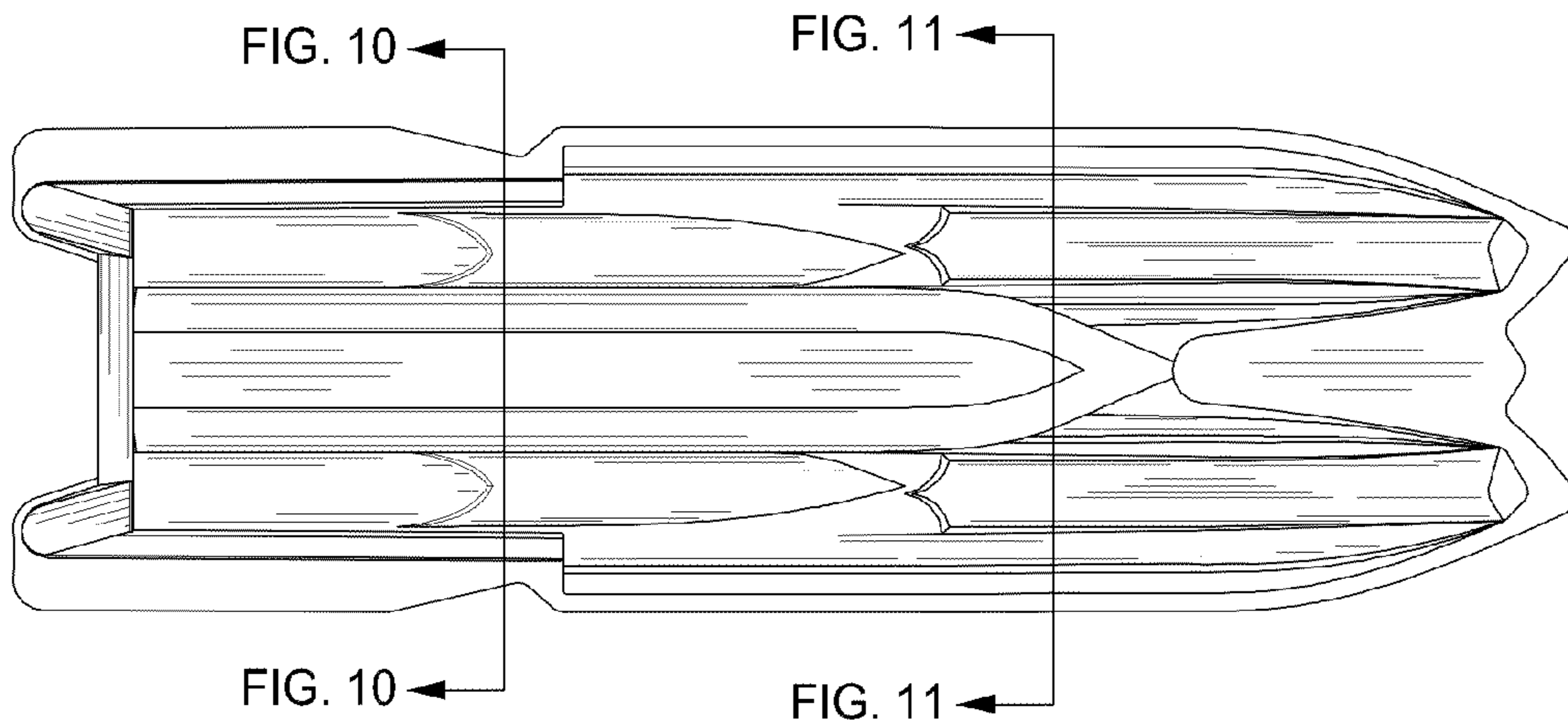


FIG. 9

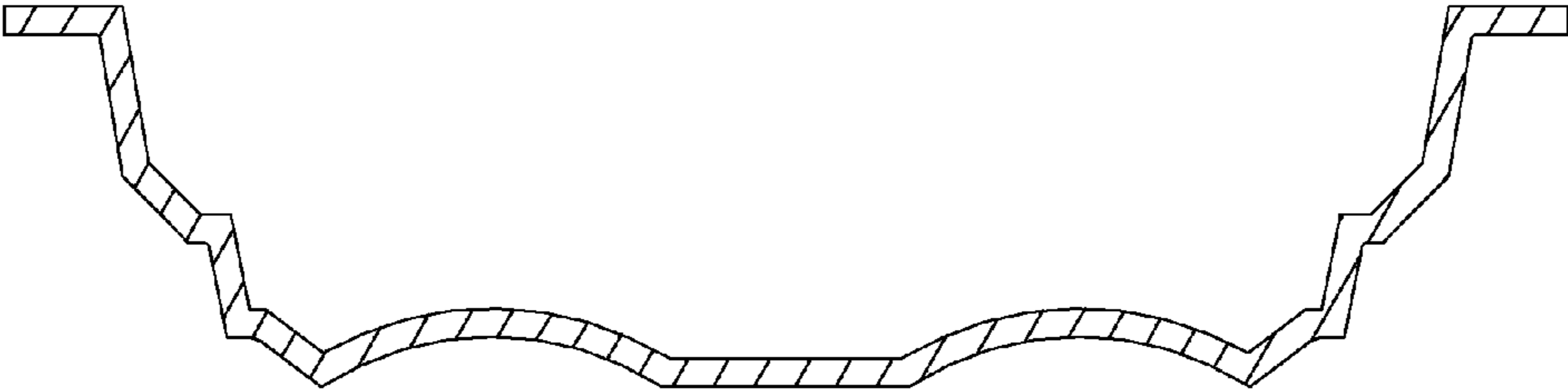


FIG. 10

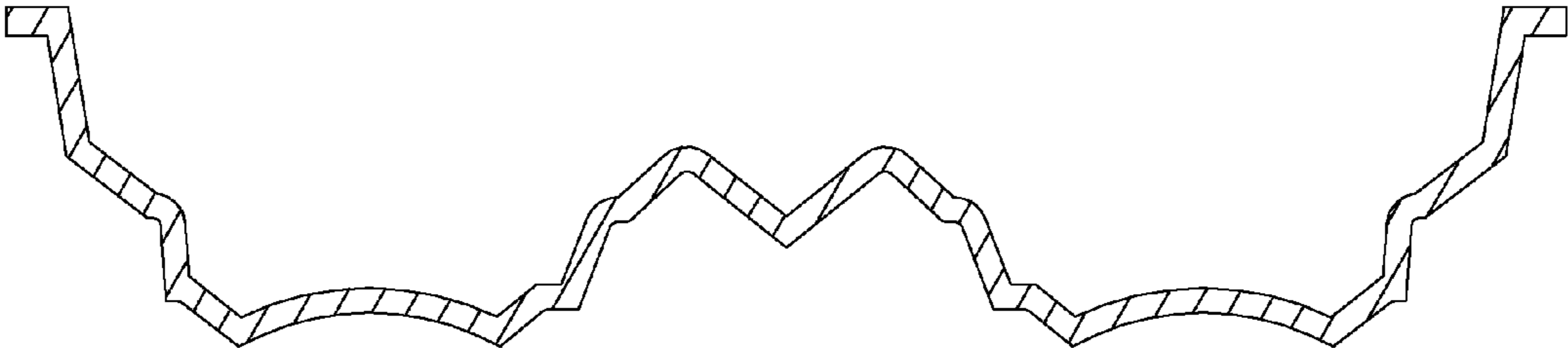


FIG. 11