



US00D736138S

(12) **United States Design Patent**
Hale

(10) **Patent No.:** **US D736,138 S**

(45) **Date of Patent:** **** Aug. 11, 2015**

(54) **SPOKE SEGMENT OF A VEHICLE WHEEL**

(71) Applicant: **MOBILE HI-TECH WHEELS,**
Rancho Dominguez, CA (US)

(72) Inventor: **John Andrew Hale,** Long Beach, CA
(US)

(73) Assignee: **Mobile Hi-Tech Wheels,** Rancho
Dominguez, CA (US)

(**) Term: **14 Years**

(21) Appl. No.: **29/516,463**

(22) Filed: **Feb. 2, 2015**

(51) **LOC (10) Cl.** **12-16**

(52) **U.S. Cl.**
USPC **D12/213**

(58) **Field of Classification Search**
USPC D12/204–213
CPC B60B 7/00; B60B 7/02; B60B 7/04;
B60B 7/01; B60B 7/06; B60B 3/02; B60B
3/04; B60B 3/06; B60B 3/10; B60B 1/00;
B60B 1/08; B60B 1/10; B60B 1/12
See application file for complete search history.

(56) **References Cited**

U.S. PATENT DOCUMENTS

D512,007 S * 11/2005 Sze D12/209
D584,673 S * 1/2009 Chung D12/209

D593,018 S * 5/2009 Juergens et al. D12/209
D620,863 S * 8/2010 Groom D12/209
D639,223 S * 6/2011 Johnson D12/209
D649,101 S * 11/2011 Hale, Jr. D12/209
D649,107 S * 11/2011 Hale, Jr. D12/211
D670,222 S * 11/2012 Chung D12/209
D680,047 S * 4/2013 Hale, Jr. D12/209
D680,935 S * 4/2013 Claunch D12/209
D682,762 S * 5/2013 Hale, Jr. D12/209
D688,186 S * 8/2013 McMath D12/209
D695,181 S * 12/2013 Kong D12/209
D701,480 S * 3/2014 Kong D12/209
D719,890 S * 12/2014 Johnson D12/209

* cited by examiner

Primary Examiner — Stacia Cadmus

(74) *Attorney, Agent, or Firm* — Christie, Parker & Hale,
LLP

(57) **CLAIM**

The ornamental design for spoke segment of a vehicle wheel,
as shown and described.

DESCRIPTION

FIG. 1 is a perspective view of a spoke segment of a vehicle
wheel according to my new design; and,
FIG. 2 is a front elevational view thereof.

The broken lines showing the round elements on the lip of the
rim are included for the purpose of illustrating environment
and form no part of the claimed design. The dash dot lines on
either side of the spoke segment are for the purpose of illus-
trating the boundary of the claimed design and form no part
thereof.

1 Claim, 2 Drawing Sheets

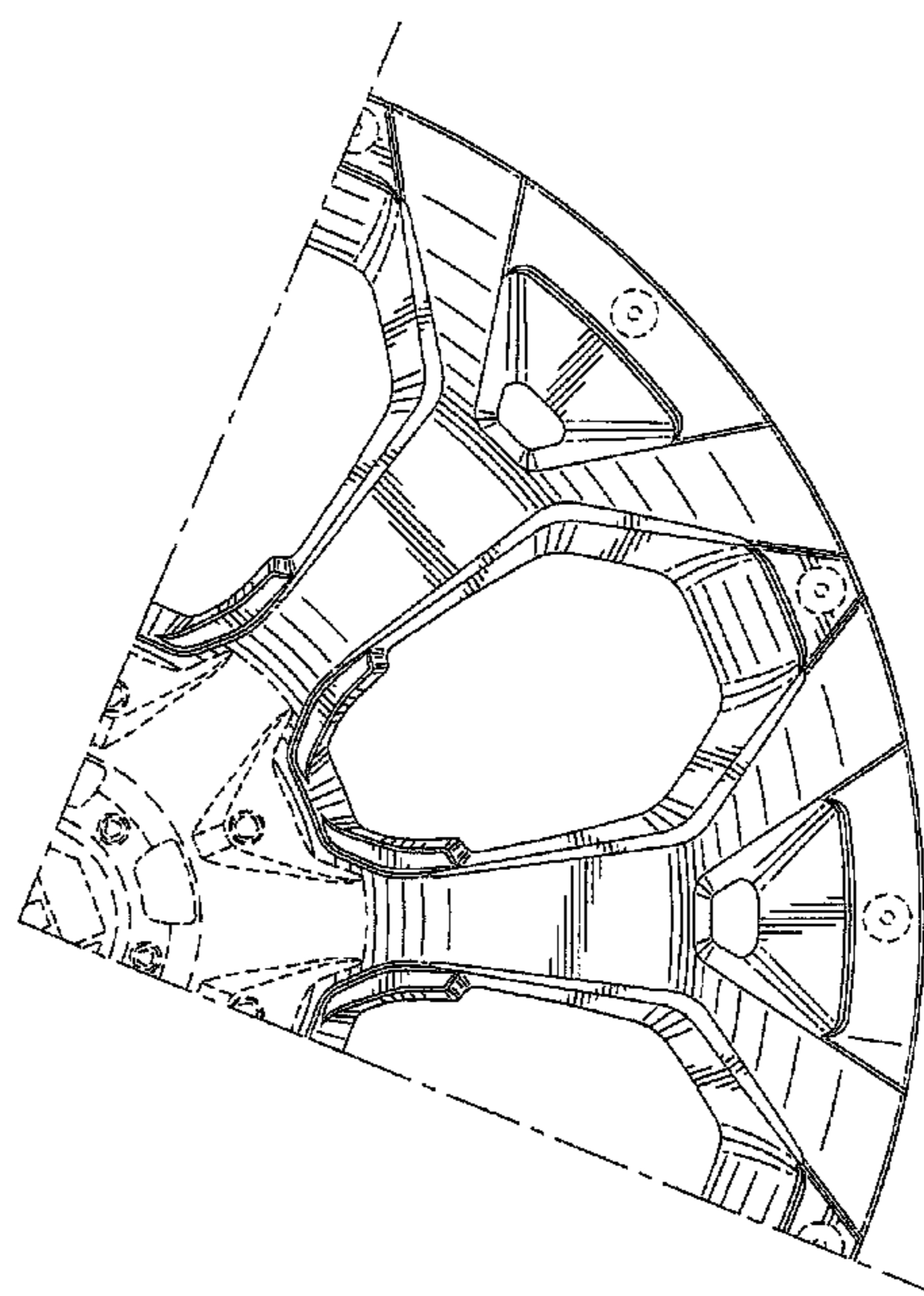
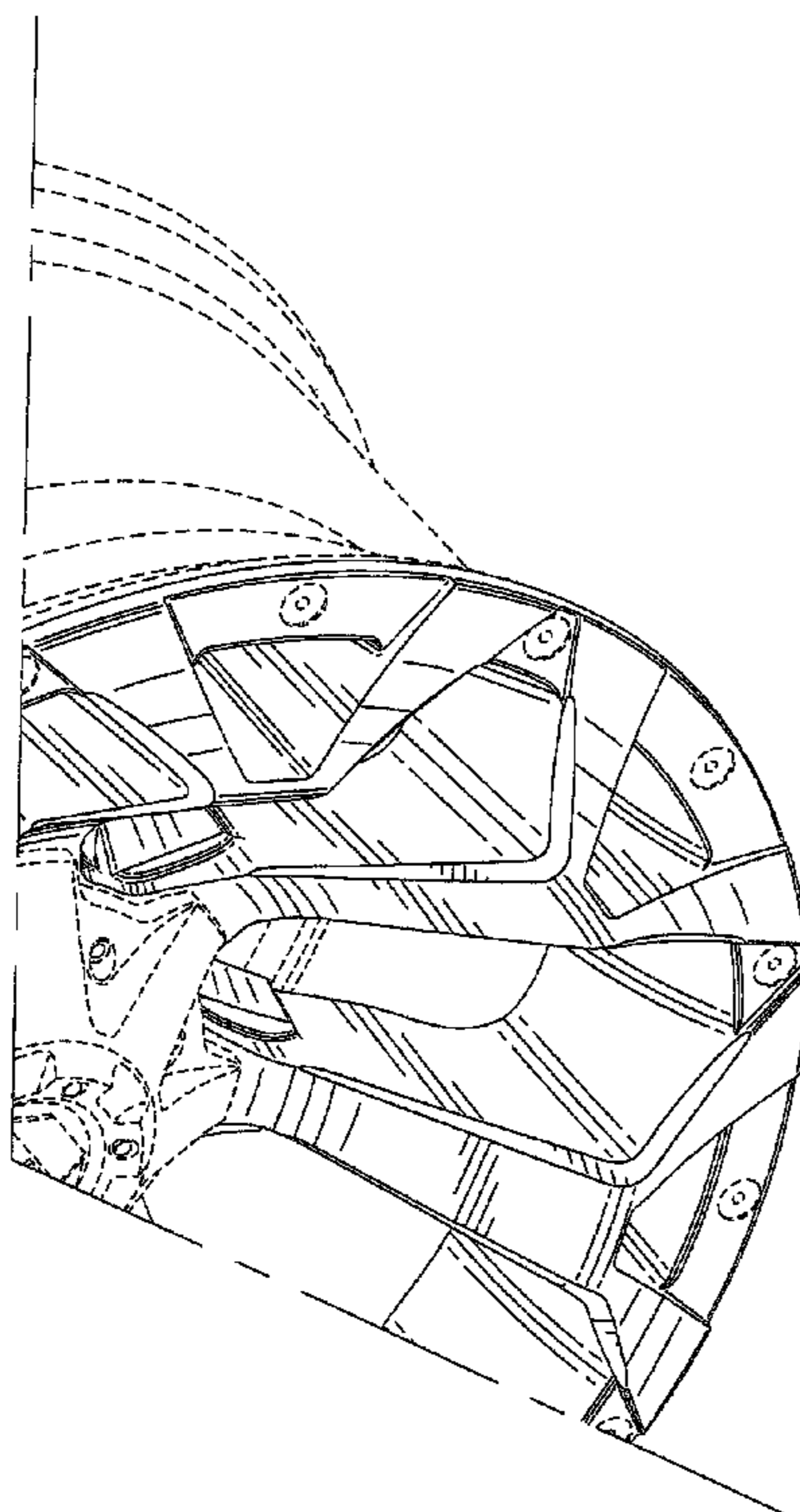


FIG. 1

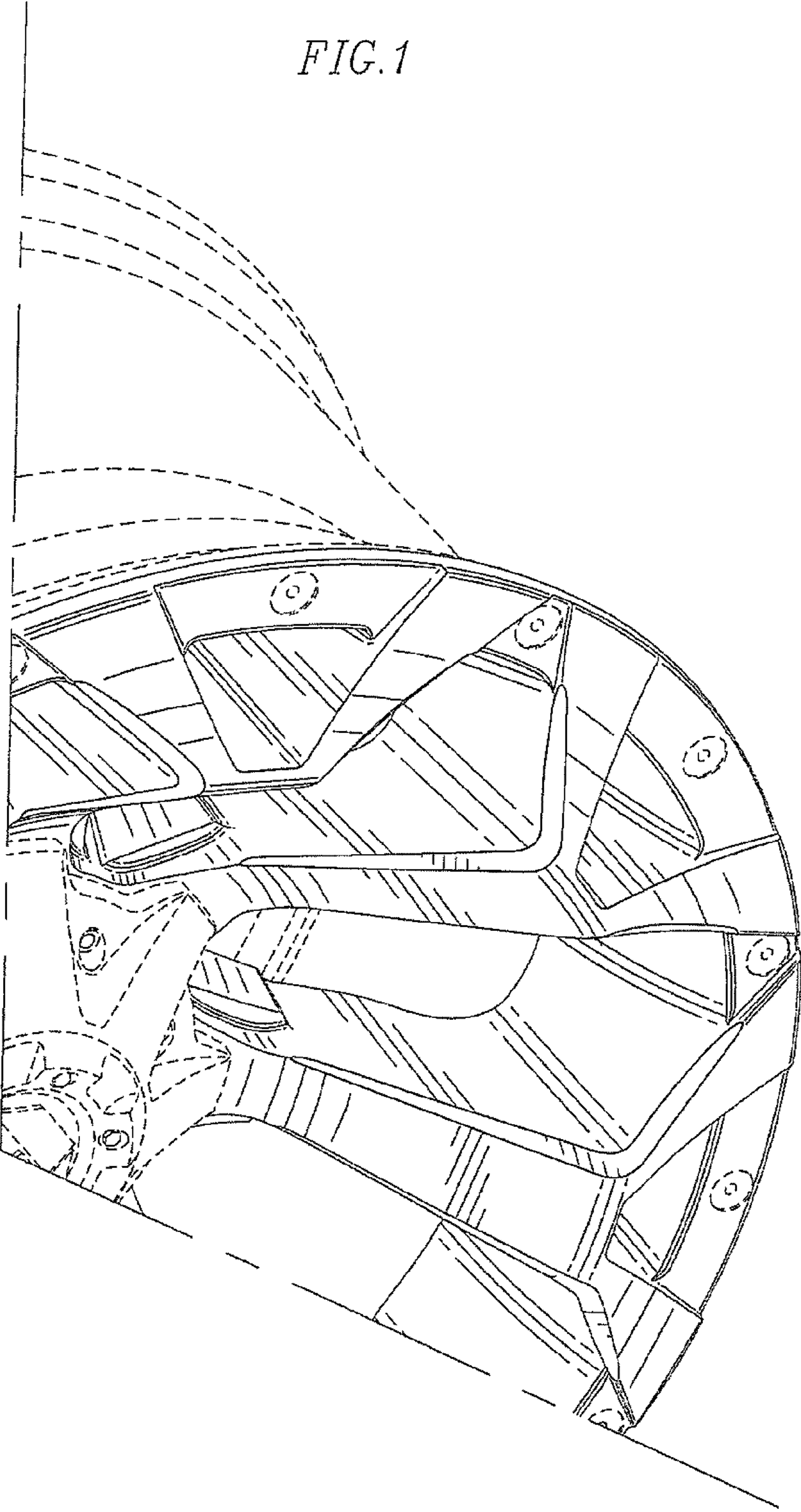


FIG. 2

