



US00D736137S

(12) **United States Design Patent**
Chung

(10) **Patent No.:** **US D736,137 S**

(45) **Date of Patent:** **** Aug. 11, 2015**

(54) **WHEEL**

(71) Applicant: **Wheel Pros, LLC**, Lakewood, CO (US)

(72) Inventor: **Suny Chung**, Yorba Linda, CA (US)

(73) Assignee: **Wheel Pros, LLC**, Greenwood Village, CO (US)

(**) Term: **14 Years**

(21) Appl. No.: **29/475,904**

(22) Filed: **Dec. 9, 2013**

Related U.S. Application Data

(60) Continuation of application No. 29/447,892, filed on Mar. 7, 2013, now Pat. No. Des. 701,481, which is a division of application No. 29/435,797, filed on Oct. 29, 2012, now Pat. No. Des. 702,172.

(51) **LOC (10) Cl.** **12-16**

(52) **U.S. Cl.**
USPC **D12/213**

(58) **Field of Classification Search**
USPC D12/204–213
CPC B60B 7/00; B60B 7/02; B60B 7/04;
B60B 7/01; B60B 7/06; B60B 3/04; B60B
3/10; B60B 3/02; B60B 3/06; B60B 1/00;
B60B 1/10; B60B 1/08; B60B 1/12

See application file for complete search history.

(56) **References Cited**

U.S. PATENT DOCUMENTS

D349,089	S	*	7/1994	Echazabel et al.	D12/213
D451,873	S	*	12/2001	Donikoglu	D12/209
D463,348	S	*	9/2002	Kataoka	D12/209
D470,812	S	*	2/2003	Chu	D12/211
D481,985	S	*	11/2003	Cahyono	D12/211
D491,511	S	*	6/2004	Brintouch et al.	D12/209
D509,783	S	*	9/2005	Fitzgerald	D12/211
D512,011	S	*	11/2005	Tirado	D12/213
D540,733	S	*	4/2007	Castiglione	D12/211
D638,767	S	*	5/2011	Groom	D12/211
D666,960	S	*	9/2012	Chung	D12/211
D669,412	S	*	10/2012	Le Grice et al.	D12/213
D695,200	S	*	12/2013	Zhao	D12/211
D701,481	S	*	3/2014	Chung	D12/211
D711,808	S	*	8/2014	Chung	D12/213
D722,939	S	*	2/2015	Chung	D12/213

* cited by examiner

Primary Examiner — Stacia Cadmus

(74) *Attorney, Agent, or Firm* — Garcia-Zamor IP Law; Ruy M. Garcia-Zamor


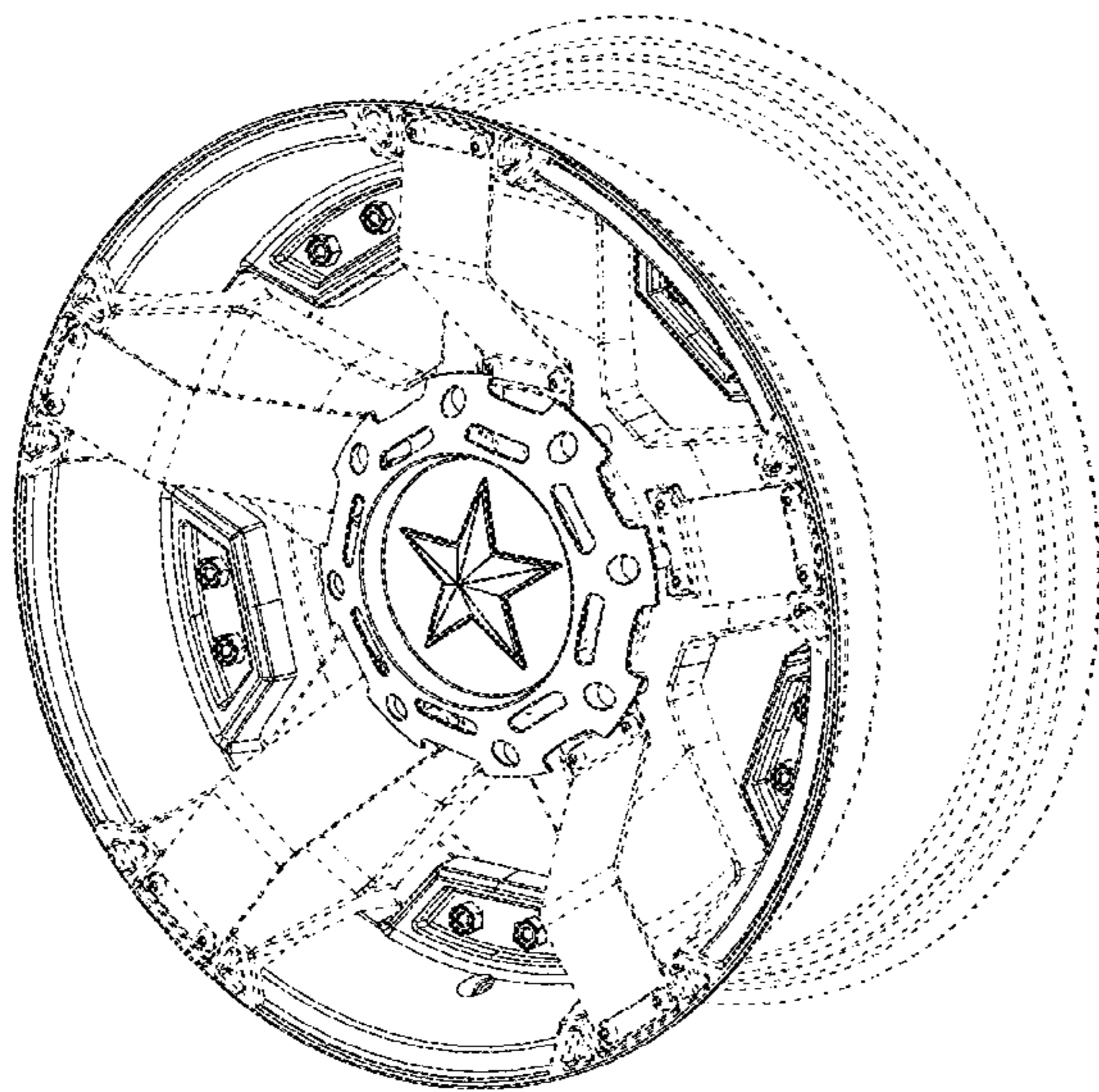
(57) **CLAIM**

The ornamental design for a wheel, as shown and described.

DESCRIPTION

FIG. 1 is a perspective view of a wheel showing my new design; and, FIG. 2 is a front elevational view of the wheel of FIG. 1, those features not shown in the views of FIGS. 1 and 2 are disclaimed as forming no part of the claimed design. The broken lines in FIGS. 1 and 2 represent environment and are for illustrative purposes only and do not constitute part of the claimed design.

1 Claim, 2 Drawing Sheets



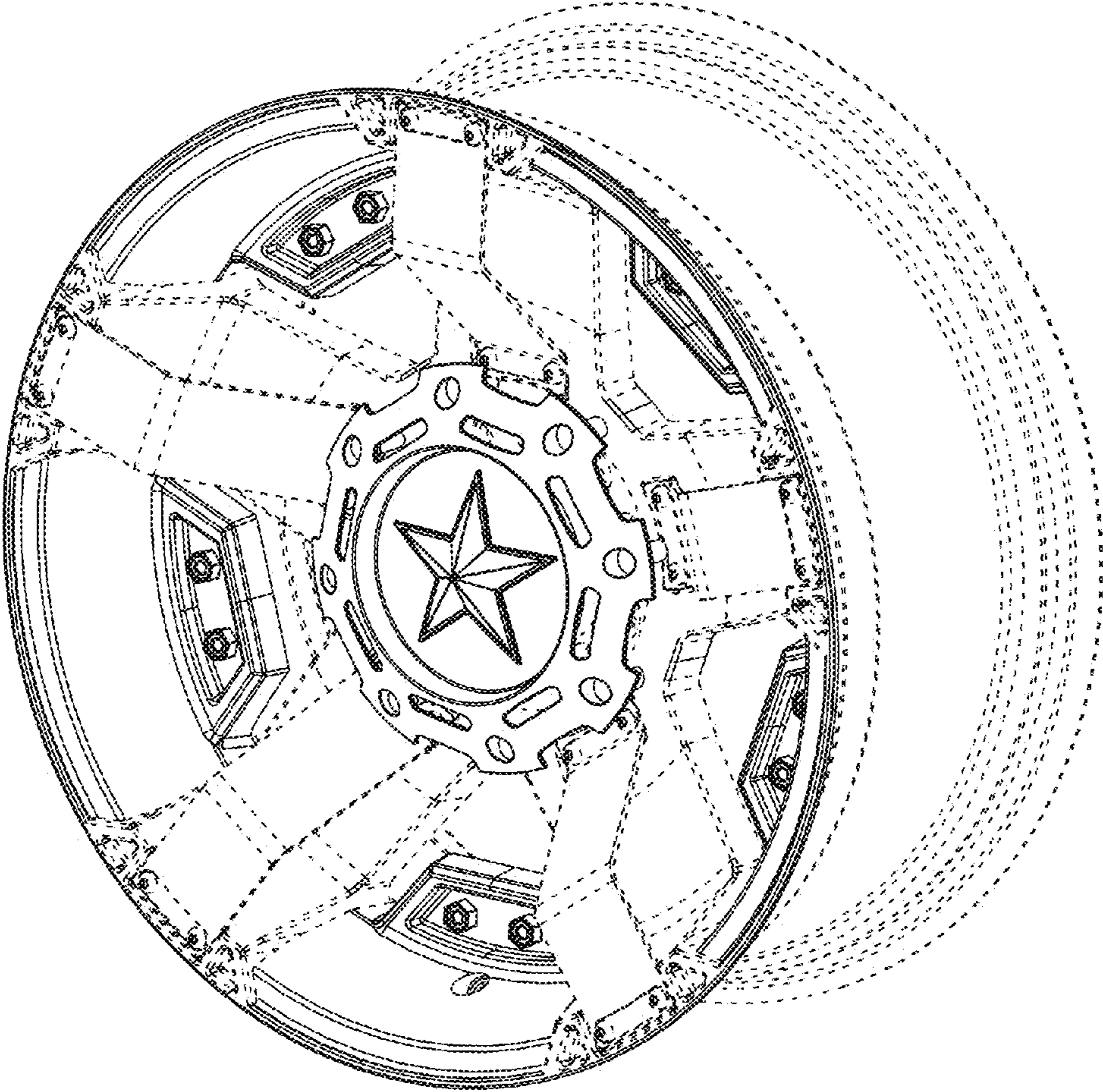


FIG. 1




FIG. 2