

US00D736134S

(12) **United States Design Patent**  
**Platto et al.**

(10) **Patent No.:** **US D736,134 S**

(45) **Date of Patent:** **\*\* Aug. 11, 2015**

(54) **VEHICLE WHEEL**

(71) Applicant: **Ford Motor Company**, Dearborn, MI (US)

(72) Inventors: **Gordon M. Platto**, Troy, MI (US); **Bradley A. Richards**, Bloomfield Hills, MI (US); **Moray S. Callum**, Ann Arbor, MI (US); **Joel Piaskowski**, Brighton (AU); **Dong H. Park**, Royal Oak, MI (US); **Richard Howard**, Brighton, MI (US)

(73) Assignee: **Ford Motor Company**, Dearborn, MI (US)

(\*\*) Term: **14 Years**

(21) Appl. No.: **29/475,471**

(22) Filed: **Dec. 3, 2013**

(51) **LOC (10) Cl.** ..... **12-16**

(52) **U.S. Cl.**  
USPC ..... **D12/211**

(58) **Field of Classification Search**  
USPC ..... D12/204–213  
CPC ..... B60B 7/00; B60B 7/02; B60B 7/04;  
B60B 7/01; B60B 7/06; B60B 3/02; B60B 3/04;  
B60B 3/06; B60B 3/10; B60B 1/00;  
B60B 1/08; B60B 1/10; B60B 1/12

See application file for complete search history.

(56) **References Cited**

U.S. PATENT DOCUMENTS

D464,924 S *	10/2002	Singer .....	D12/211
D470,449 S *	2/2003	Bernoni .....	D12/211
D498,195 S *	11/2004	Guevara .....	D12/211
D501,440 S *	2/2005	Pfeiffer .....	D12/211
D503,371 S *	3/2005	Boyer .....	D12/211
D506,173 S *	6/2005	Pfeiffer .....	D12/211
D518,766 S *	4/2006	Burns .....	D12/211
D524,214 S *	7/2006	Pfeiffer et al. ....	D12/211
D541,205 S *	4/2007	Plumer et al. ....	D12/211
D585,808 S *	2/2009	Hetrick .....	D12/211
D619,074 S *	7/2010	Zhao .....	D12/211
D623,110 S *	9/2010	Juergens et al. ....	D12/209
D652,364 S *	1/2012	Zhao .....	D12/211
D675,973 S *	2/2013	Lee .....	D12/211
D684,518 S *	6/2013	Zhao .....	D12/211
D703,601 S *	4/2014	Chung .....	D12/211
D708,111 S *	7/2014	Platto et al. ....	D12/211

\* cited by examiner

*Primary Examiner* — Stacia Cadmus

(74) *Attorney, Agent, or Firm* — Damian Porcari



(57) **CLAIM**

The ornamental design for a vehicle wheel, as shown and described.

**DESCRIPTION**

FIG. 1 is a front view of a vehicle wheel; and, FIG. 2 is a perspective view thereof.

**1 Claim, 2 Drawing Sheets**






Figure 1




Figure 2