



US00D736123S

(12) **United States Design Patent**
Hammoud et al.

(10) **Patent No.:** **US D736,123 S**

(45) **Date of Patent:** **** Aug. 11, 2015**

(54) **VEHICLE GRILLE INSERT**

CPC B62D 25/08; B62B 9/16; B60K 11/08;
B60R 19/52

See application file for complete search history.

(71) Applicants: **Mohamad J Hammoud**, Lake Orion, MI (US); **Jeffrey R Aneiros**, Birmingham, MI (US); **Mark D Hall**, Rochester Hills, MI (US); **Brandon L Faurote**, Rochester, MI (US)

(56) **References Cited**

U.S. PATENT DOCUMENTS

D702,155 S * 4/2014 Hanaoka D12/163
D722,923 S * 2/2015 George et al. D12/163
D727,220 S * 4/2015 Rupar et al. D12/163
D730,785 S * 6/2015 Hammoud et al. D12/163

* cited by examiner

Primary Examiner — Melody Brown

(74) *Attorney, Agent, or Firm* — Ralph E Smith

(72) Inventors: **Mohamad J Hammoud**, Lake Orion, MI (US); **Jeffrey R Aneiros**, Birmingham, MI (US); **Mark D Hall**, Rochester Hills, MI (US); **Brandon L Faurote**, Rochester, MI (US)

(73) Assignee: **FCA US LLC**, Auburn Hills, MI (US)

(**) Term: **14 Years**

(57) **CLAIM**

The ornamental design for a vehicle grille insert, as shown and described.

(21) Appl. No.: **29/493,952**

DESCRIPTION

(22) Filed: **Jun. 16, 2014**

Related U.S. Application Data

(63) Continuation-in-part of application No. 29/476,470, filed on Dec. 13, 2013, now Pat. No. Des. 718,666.

(51) **LOC (10) Cl.** **12-16**

(52) **U.S. Cl.**
USPC **D12/163**

(58) **Field of Classification Search**
USPC D12/163, 196, 86, 90-92, 171, 169,
D12/216; 180/68.1, 68.6; 293/193.11

FIG. 1 is a front perspective view of a vehicle grille insert showing our new design;

FIG. 2 is a rear elevational view thereof;

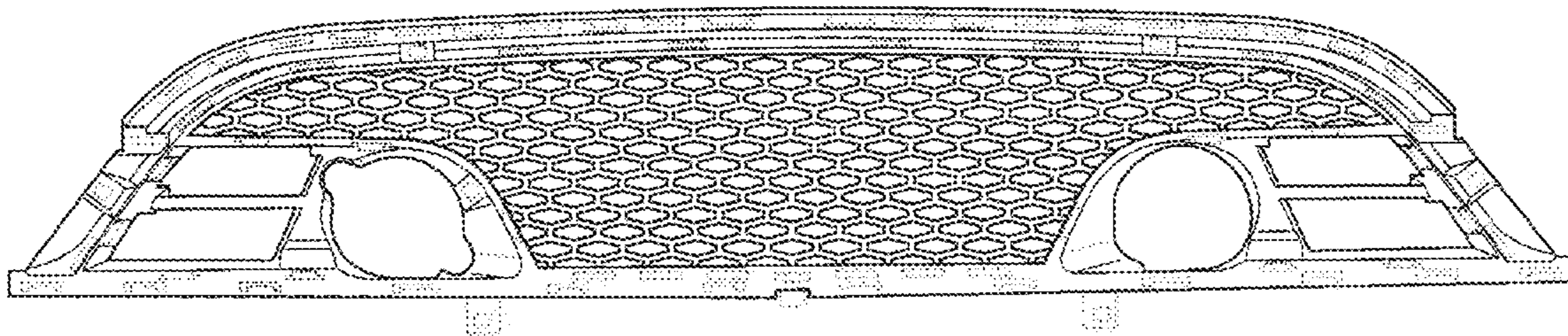
FIG. 3 is a top plan view thereof;

FIG. 4 is a side elevational view thereof; and,

FIG. 5 is a rear elevational view thereof.

It will be understood that the broken lines shown in the drawings illustrate portions of the vehicle grille insert that form no part of claimed design.

1 Claim, 4 Drawing Sheets



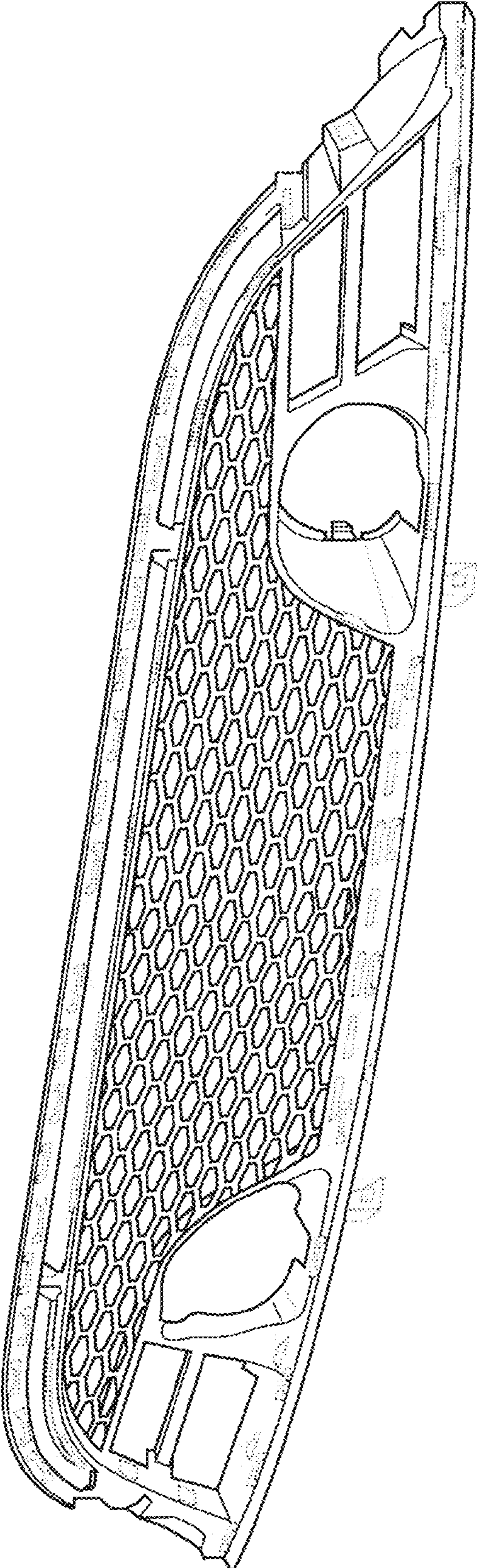


FIG. 1

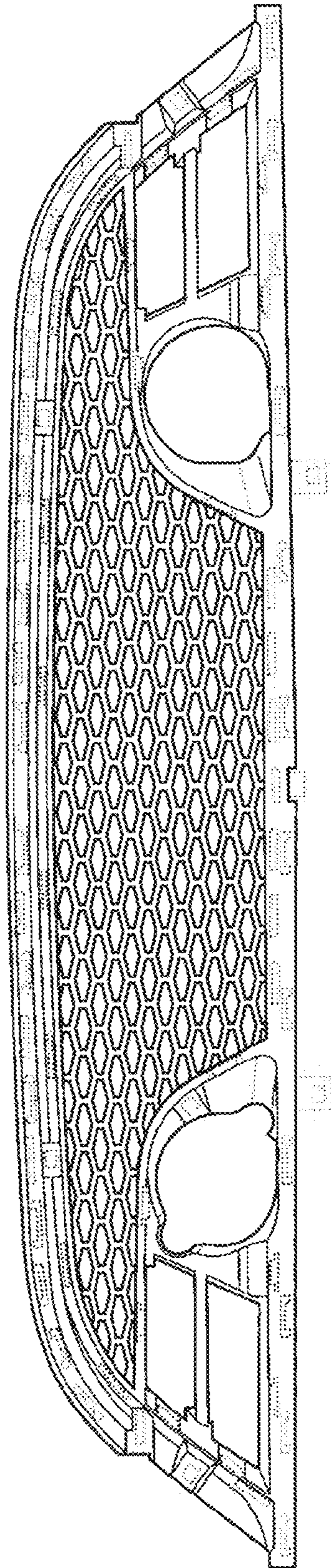


FIG. 2

FIG. 3

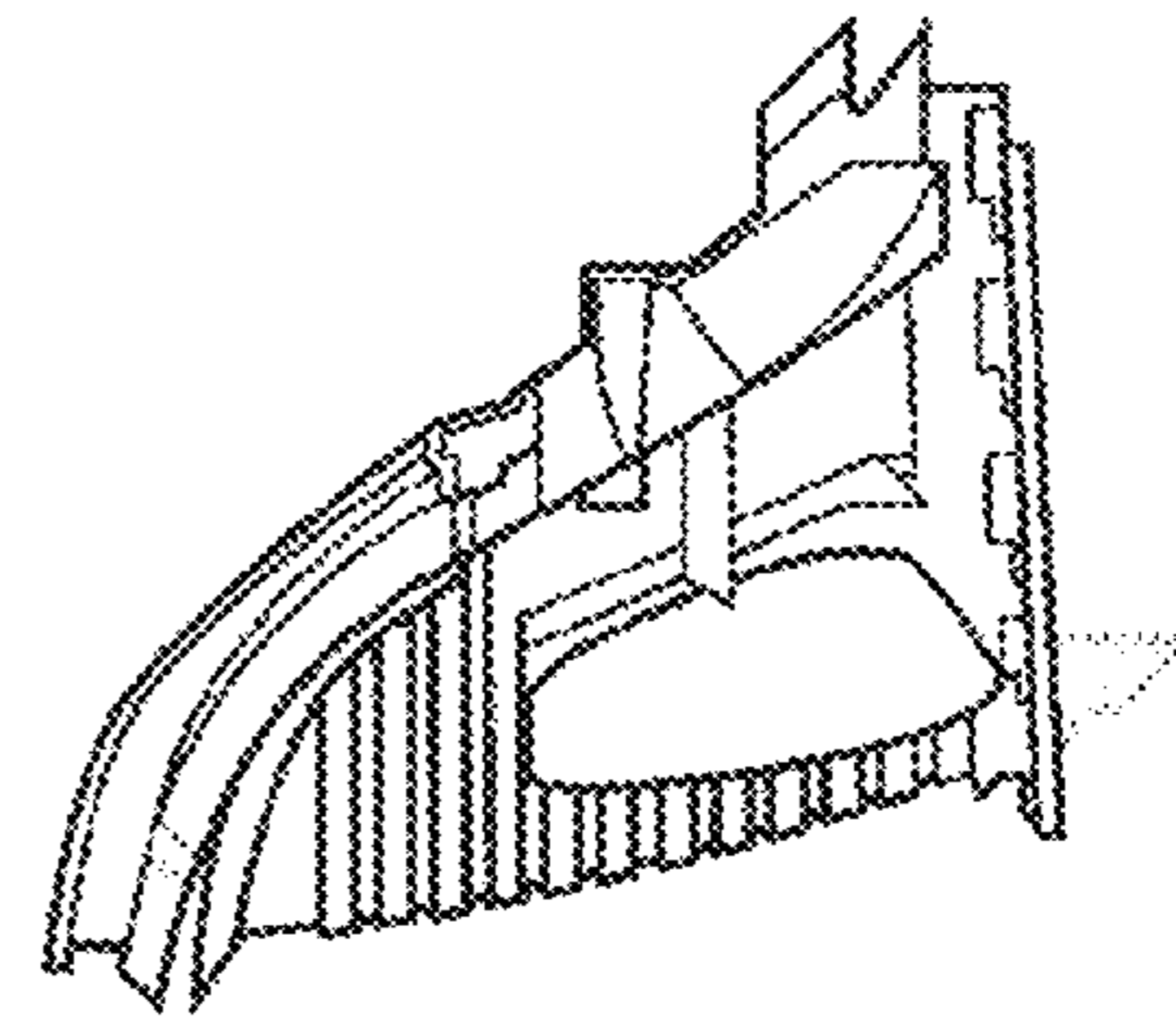
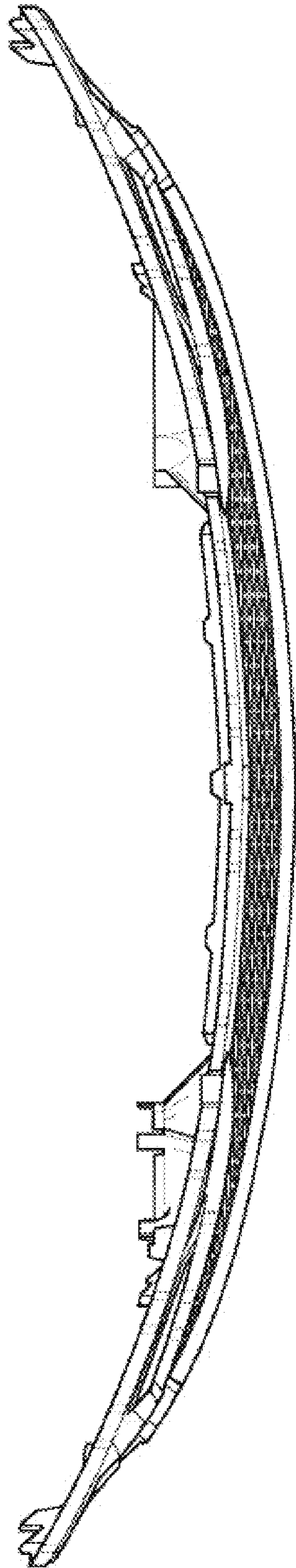


FIG. 4

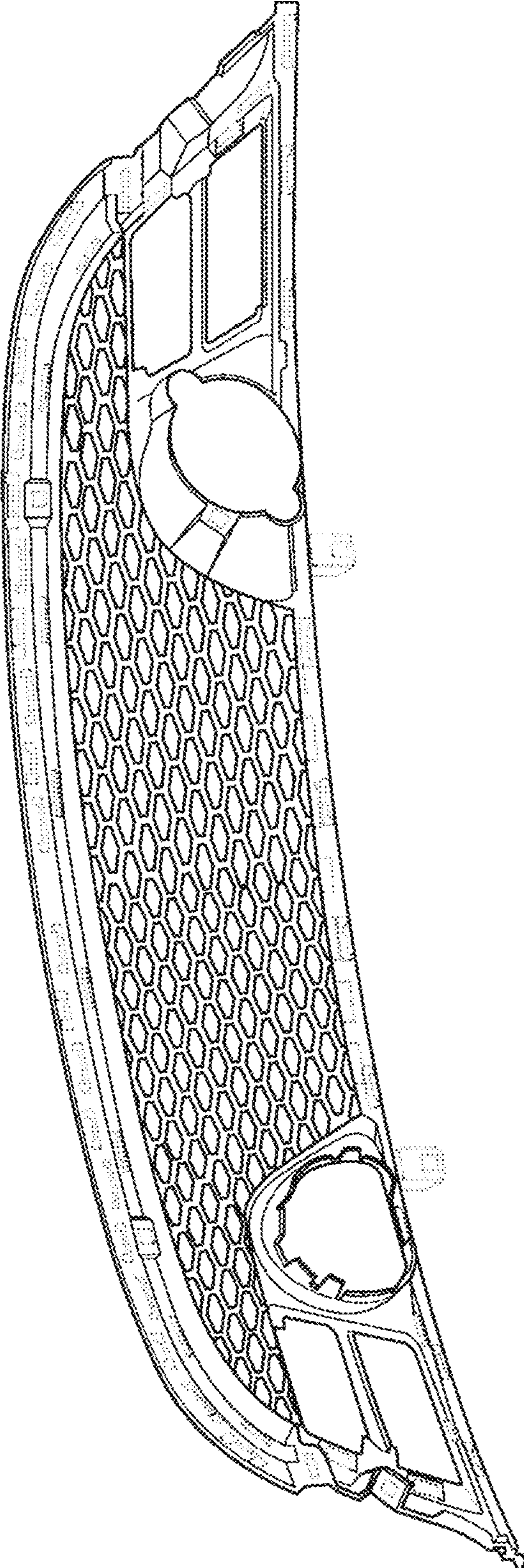


FIG. 5