



US00D736117S

(12) **United States Design Patent**
Stone et al.

(10) **Patent No.:** **US D736,117 S**

(45) **Date of Patent:** **** Aug. 11, 2015**

(54) **MOBILE ROBOTIC PLATFORM**

(71) Applicant: **Adept Technology, Inc.**, Pleasanton, CA (US)

(72) Inventors: **Jason Stone**, South San Francisco, CA (US); **Albert Shane**, Berkeley, CA (US); **Peter Privitera**, San Francisco, CA (US)

(73) Assignee: **Adept Technology, Inc.**, Pleasanton, CA (US)

(**) Term: **14 Years**

(21) Appl. No.: **29/495,533**

(22) Filed: **Jul. 1, 2014**

Related U.S. Application Data

(62) Division of application No. 29/426,695, filed on Jul. 9, 2012, now Pat. No. Des. 722,281.

(51) **LOC (10) Cl.** **12-14**

(52) **U.S. Cl.**
USPC **D12/1; D15/199**

(58) **Field of Classification Search**
USPC **D12/1; D15/199; D13/199, 184; 901/1, 901/50; 180/9.46, 9.32, 8.7, 901**
See application file for complete search history.

(56) **References Cited**

U.S. PATENT DOCUMENTS

6,925,357 B2 8/2005 Wang et al.
D556,961 S 12/2007 Swyst et al.
D586,959 S 2/2009 Geringer et al.
7,650,013 B2 1/2010 Dietsch et al.
7,693,654 B1 4/2010 Dietsch et al.
7,826,919 B2 11/2010 D'Andrea et al.

(Continued)

FOREIGN PATENT DOCUMENTS

EP 1590272 B1 8/2010

OTHER PUBLICATIONS

Mobile Robots, Inc., "What's New at IROS 2009!" Brochure, 2009.

(Continued)

Primary Examiner — T. Chase Nelson

Assistant Examiner — Ania Aman

(74) *Attorney, Agent, or Firm* — Law Offices of Grady L. White, LLC

(57) **CLAIM**

The ornamental design for a mobile robotic platform, as shown and described.

DESCRIPTION

FIG. 1 is a left side perspective view of a mobile robotic platform showing the claimed design in accordance with the present invention;

FIG. 2 is a left side elevational view thereof;

FIG. 3 is a right side elevational view thereof;

FIG. 4 is a front perspective view thereof;

FIG. 5 is a front elevational view thereof;

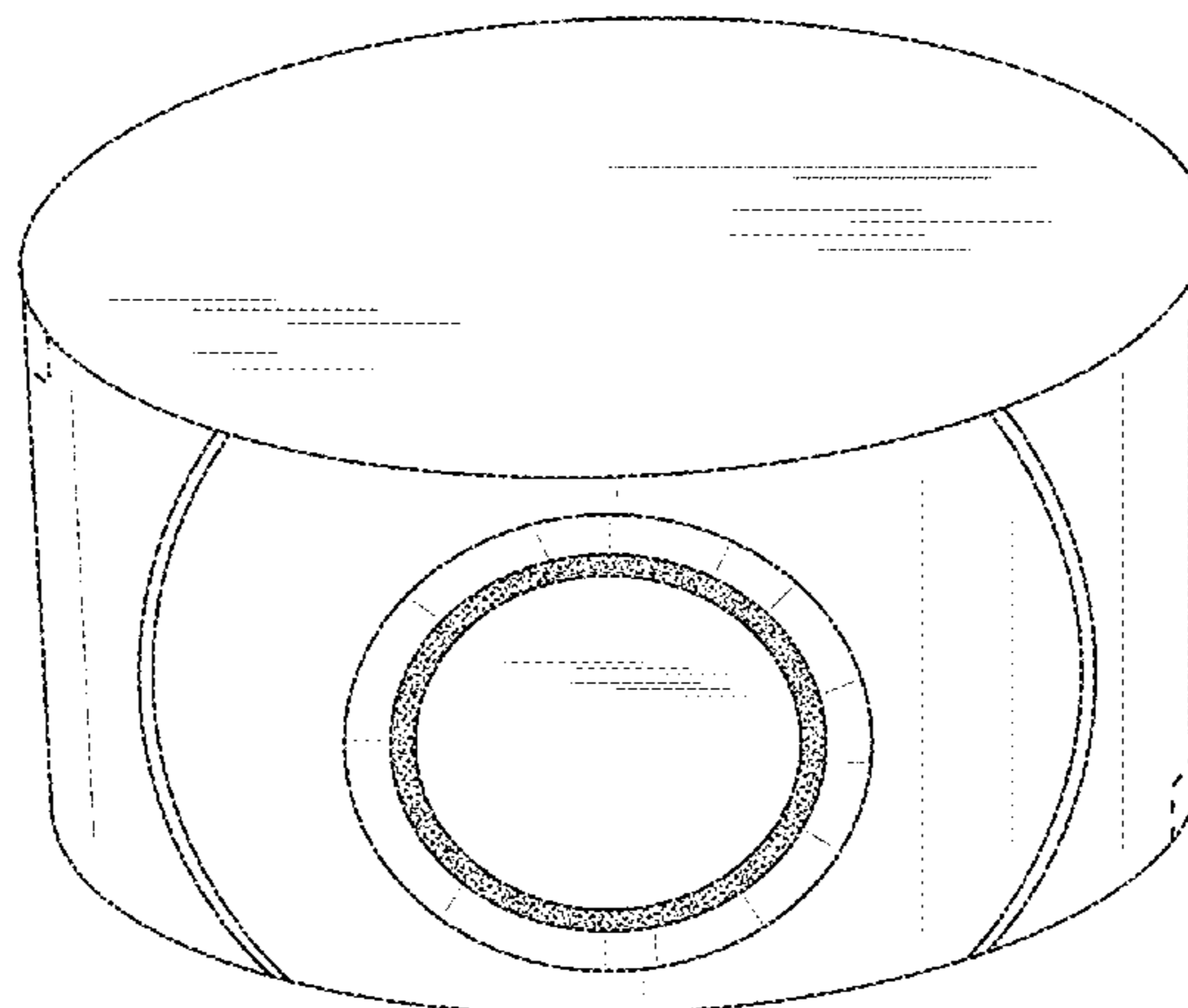
FIG. 6 is a rear elevational view thereof;

FIG. 7 is a top plan view thereof; and,

FIG. 8 is an exemplary diagram showing the nature and environment of use for an embodiment of the mobile robotic platform in accordance with the present invention.

As indicated in the title, the article of manufacture to which the ornamental design has been applied is a mobile robotic platform, also known as a mobile robot, mobile autonomous robot, robotic carrier or robotic transporter. The stippling in the figures represent a visible light effect, glow, or illumination, which is a part of the claimed design. Broken lines, within the claimed design, that depict recesses, gaps and/or protrusions on the surface of the mobile robotic platform in some embodiments, are for illustrative purposes only and form no part of the claimed design. Broken lines representing a robotic manipulator affixed to the top of the mobile robotic platform and wheels underneath the mobile robotic platform are also for illustrative purposes only and form no part of the claimed design.

1 Claim, 8 Drawing Sheets



(56)

References Cited

U.S. PATENT DOCUMENTS

7,894,939	B2	2/2011	Zini et al.	
7,912,633	B1	3/2011	Dietsch et al.	
8,401,275	B2	3/2013	Wang et al.	
D717,208	S *	11/2014	Stone et al.	D12/1
D722,631	S *	2/2015	Stone et al.	D15/199
D722,632	S *	2/2015	Stone et al.	D15/199
2004/0179714	A1 *	9/2004	Jouppi	382/103
2005/0083011	A1 *	4/2005	Yang et al.	320/107
2006/0196003	A1 *	9/2006	Song et al.	15/319
2007/0192910	A1 *	8/2007	Vu et al.	901/17
2010/0076600	A1 *	3/2010	Cross et al.	700/259

OTHER PUBLICATIONS

PRweb, "Swisslog's Autonomous Mobile Robots Available for Lease" Press Release, May 2010.

Swisslog Healthcare Solutions, At-A-Glance Robocourier Brochure, 2011.

Adept Technology, Inc., PatrolBot Datasheet, 2011.

Adept Technology, Inc., MT400 Datasheet, 2012.

* cited by examiner

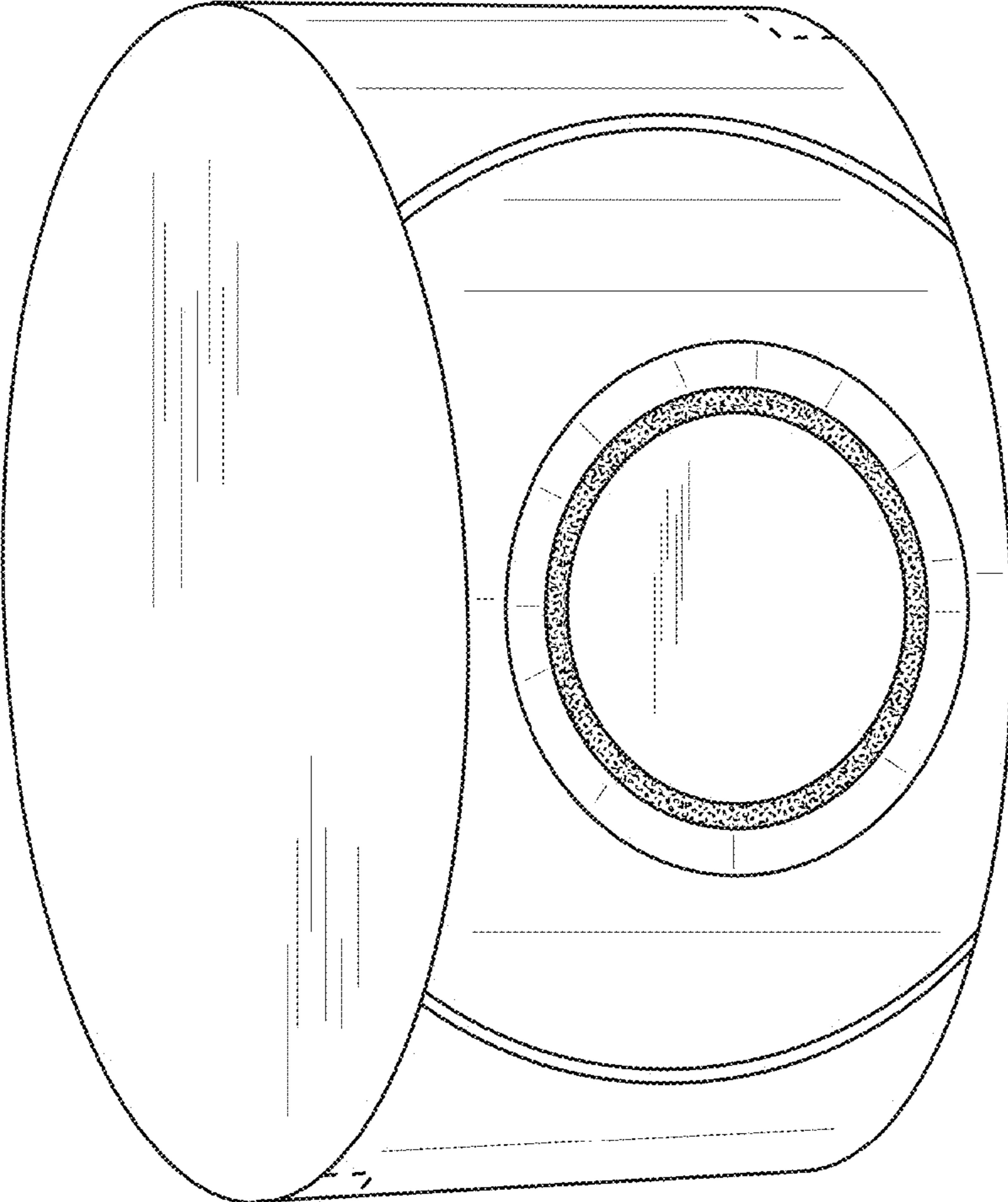


FIG. 1

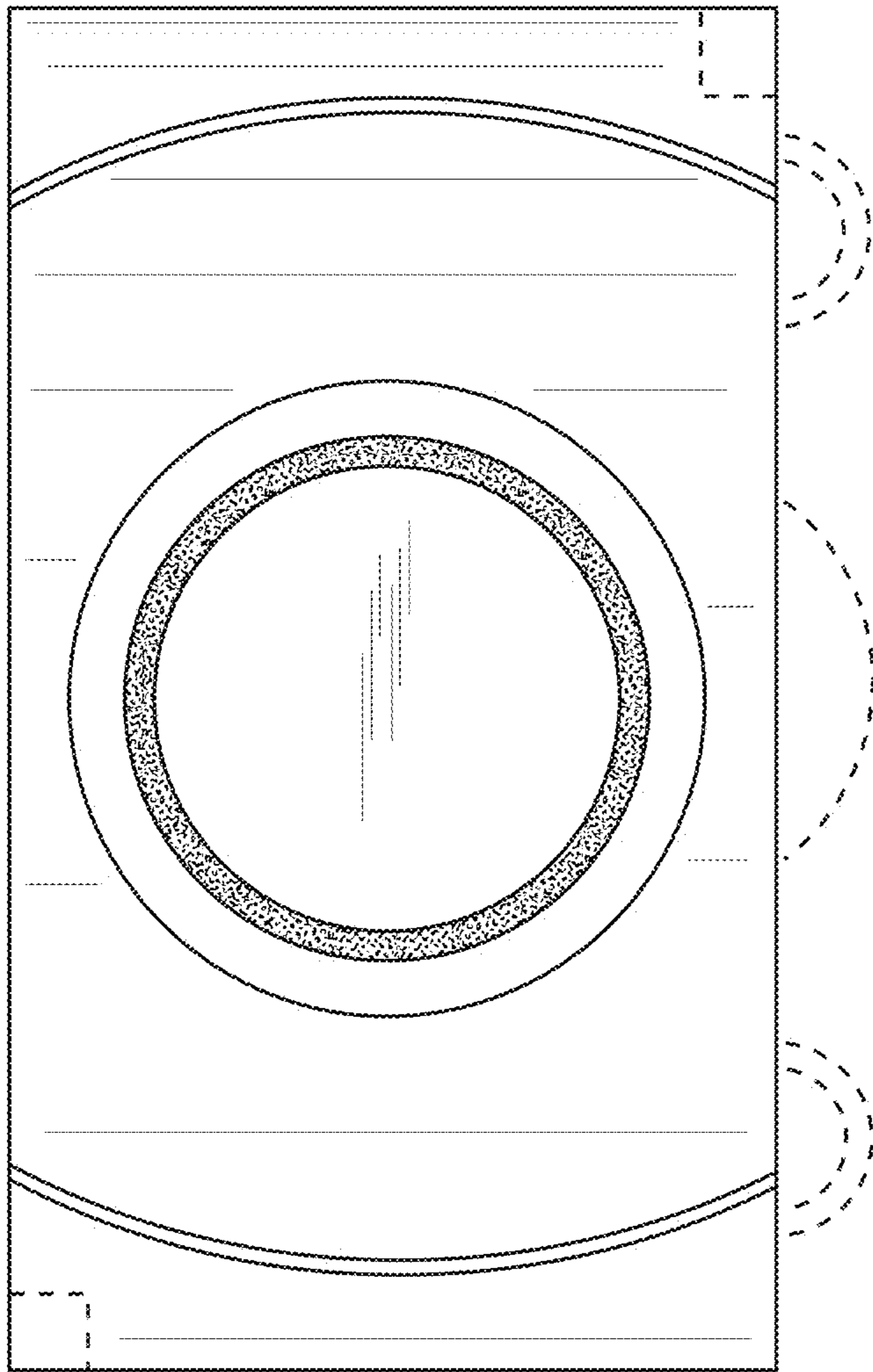


FIG. 2

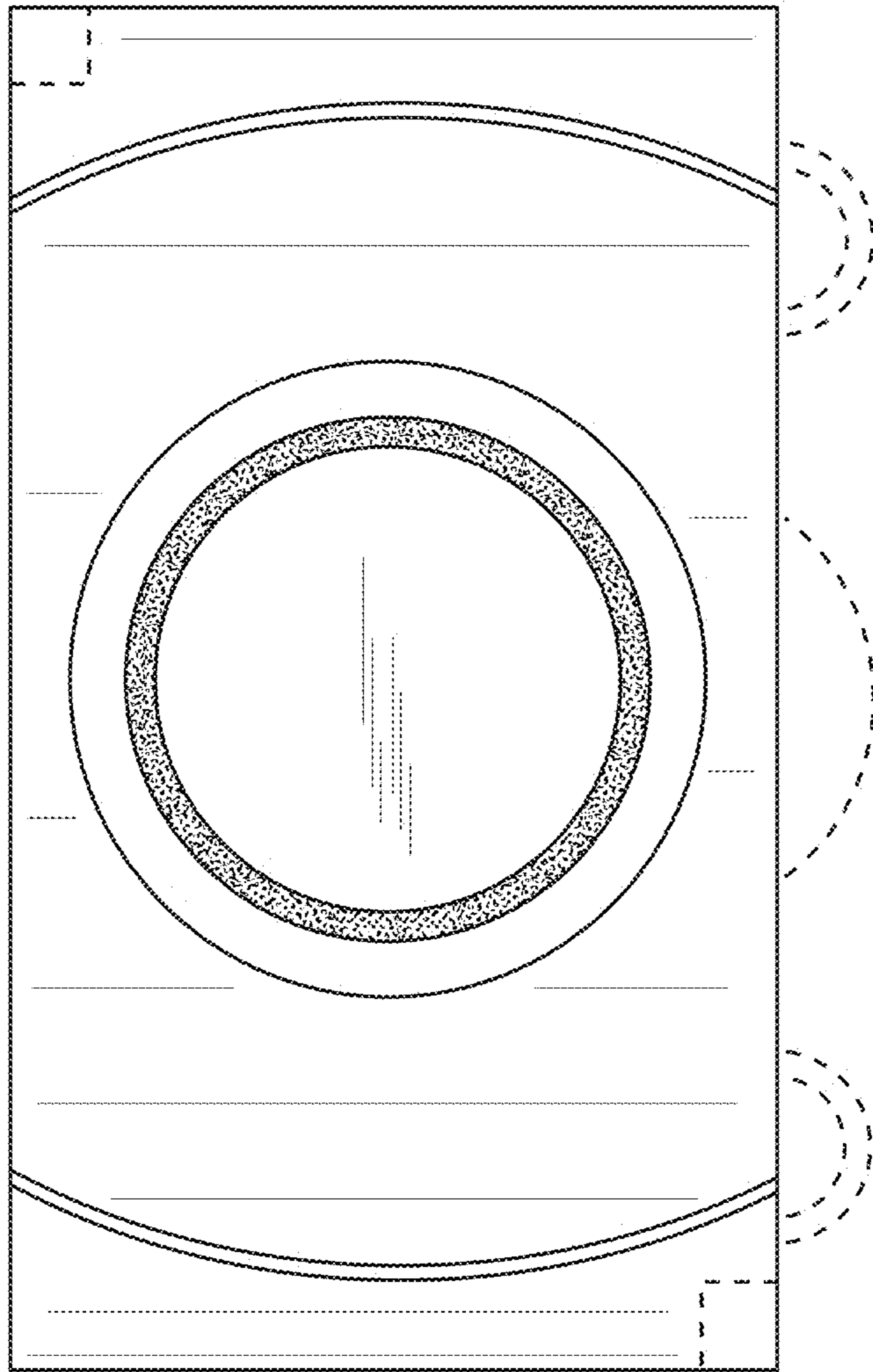


FIG. 3

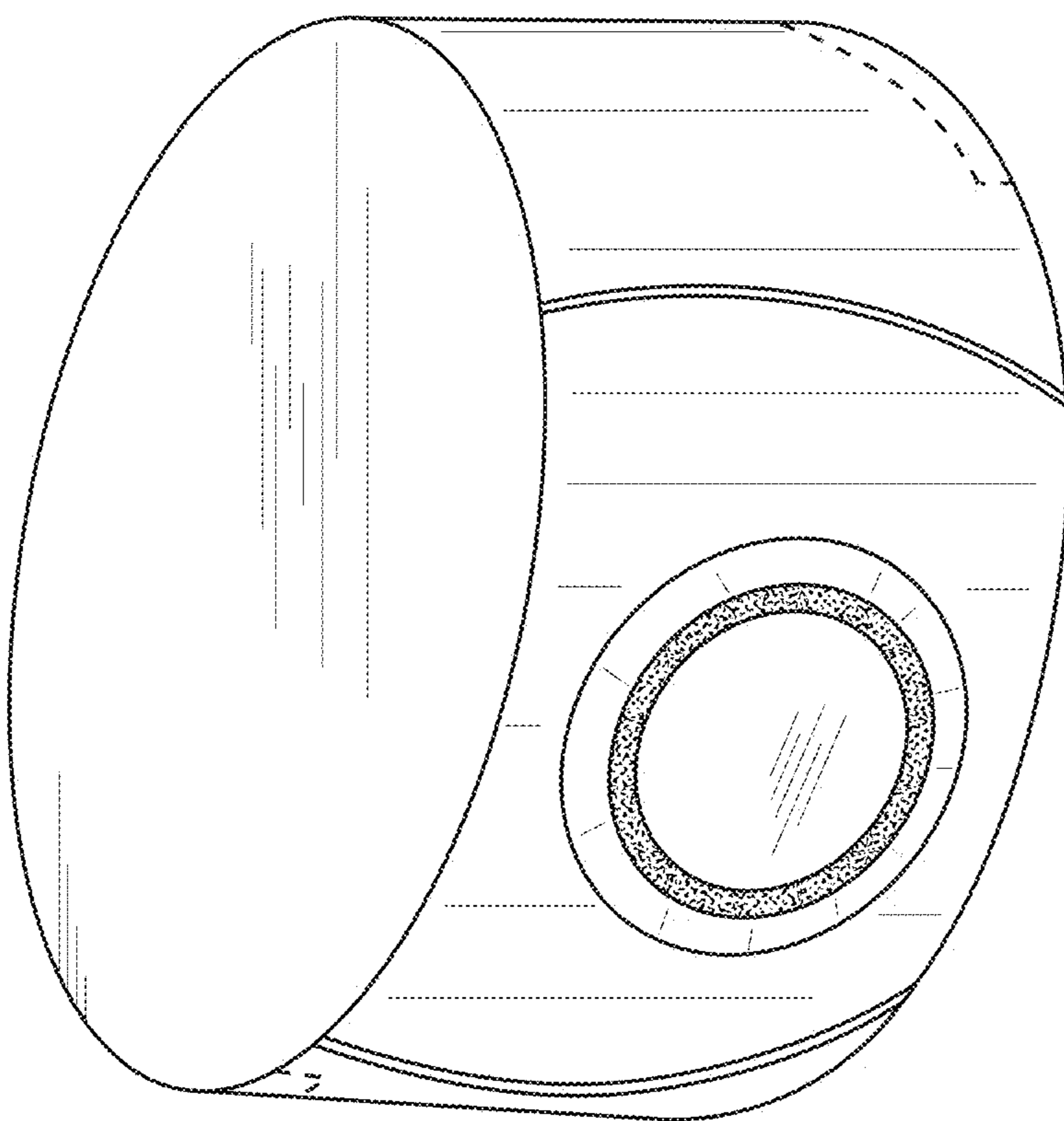


FIG. 4

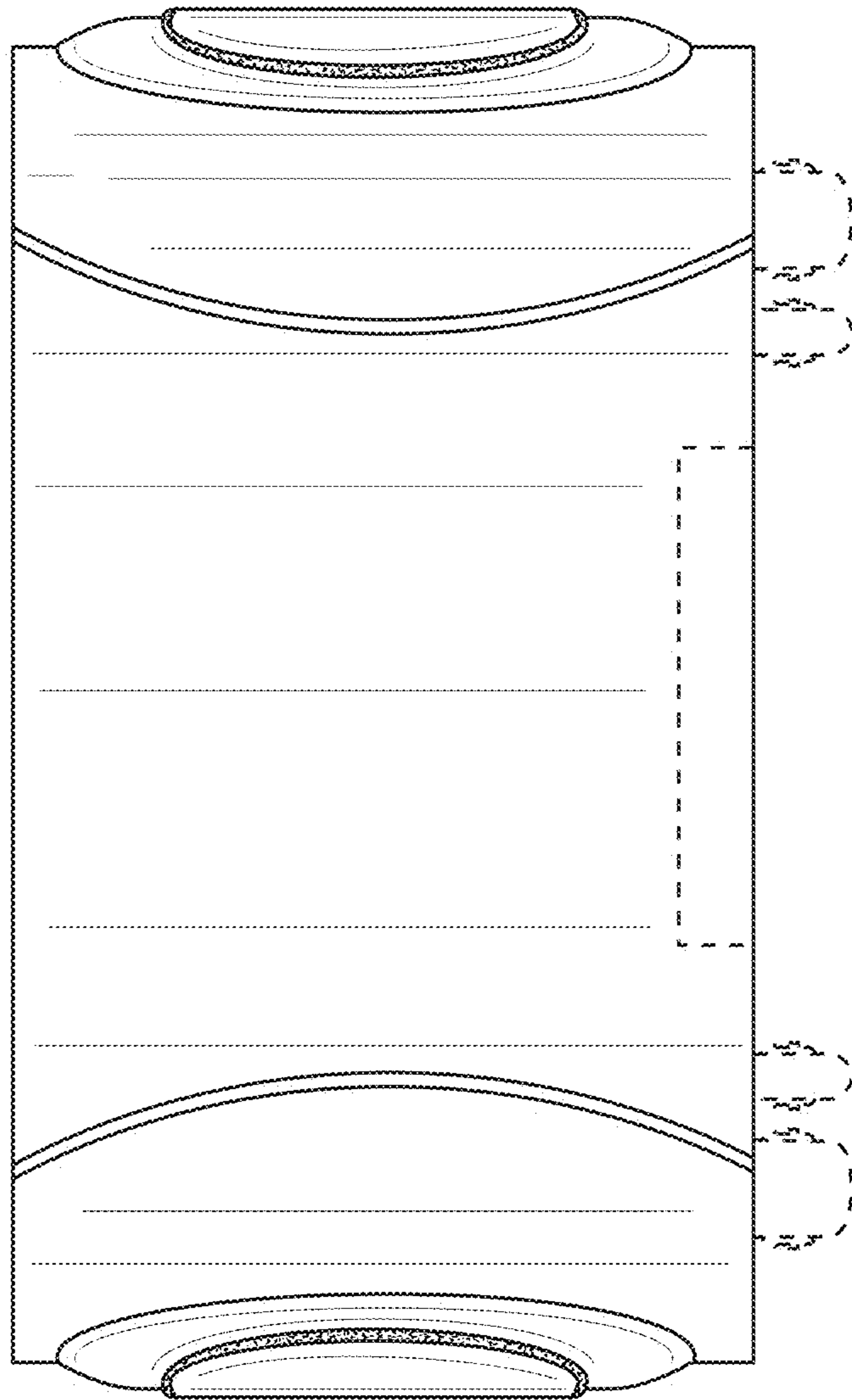


FIG. 5

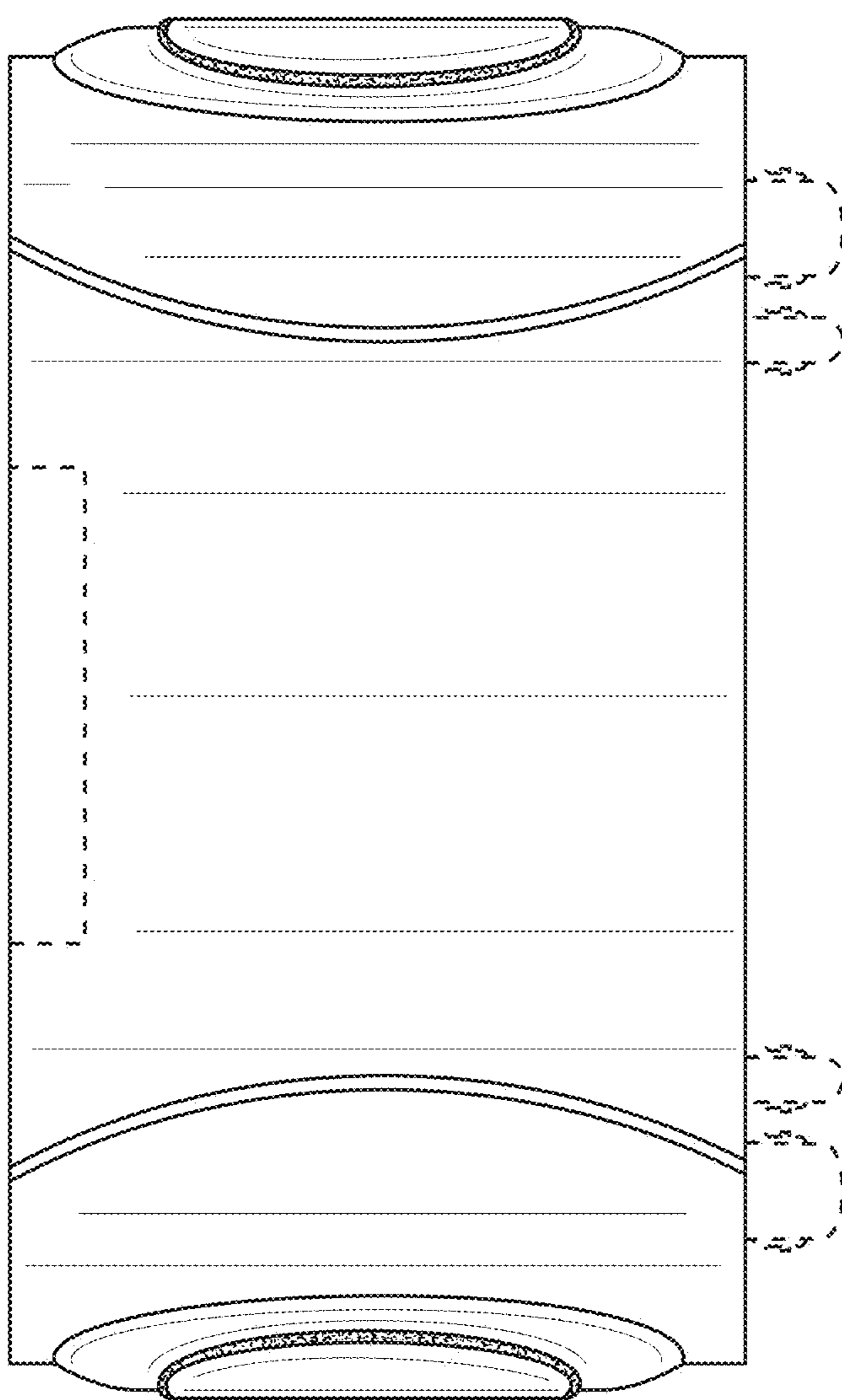


FIG. 6

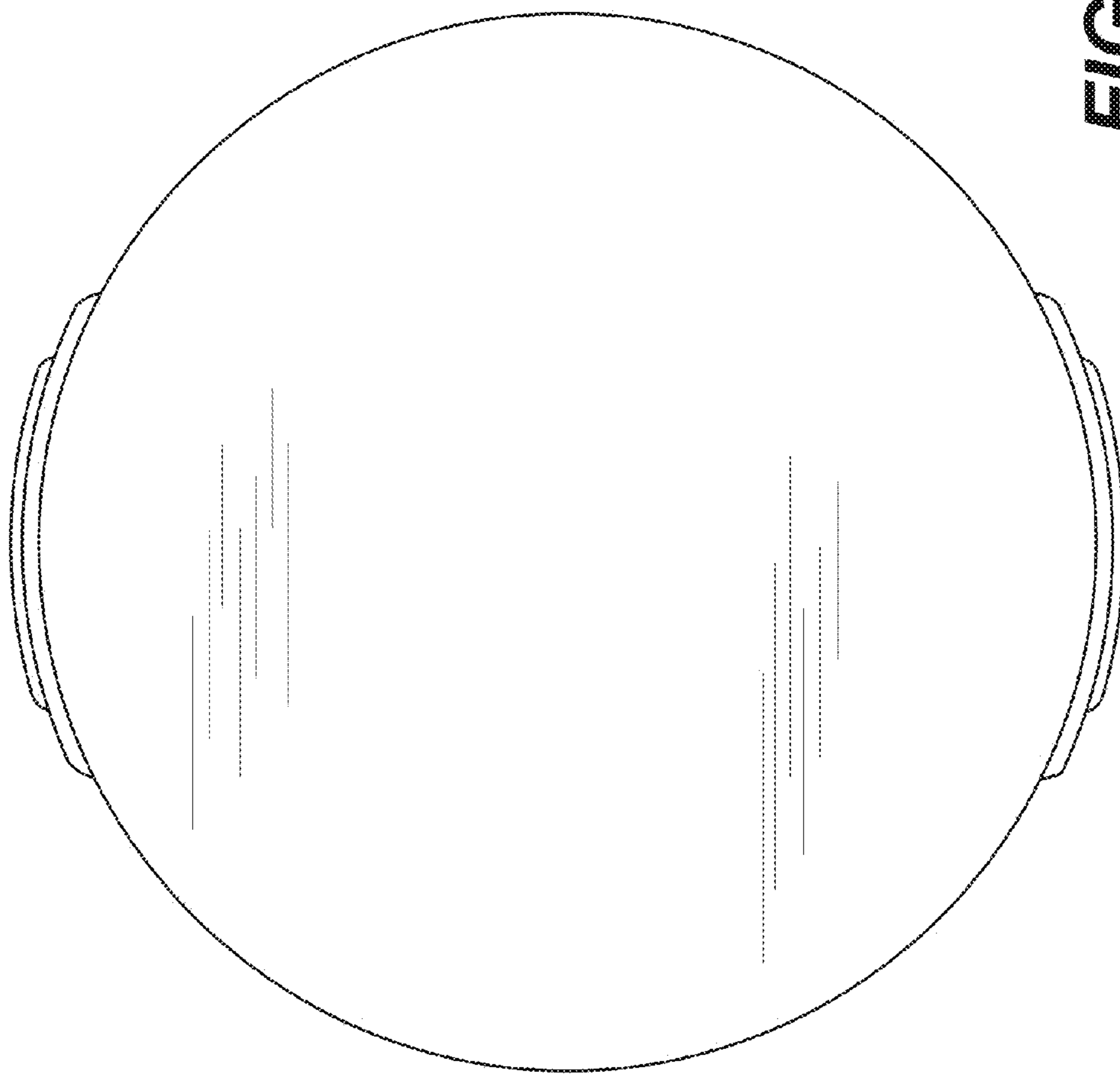


FIG. 7

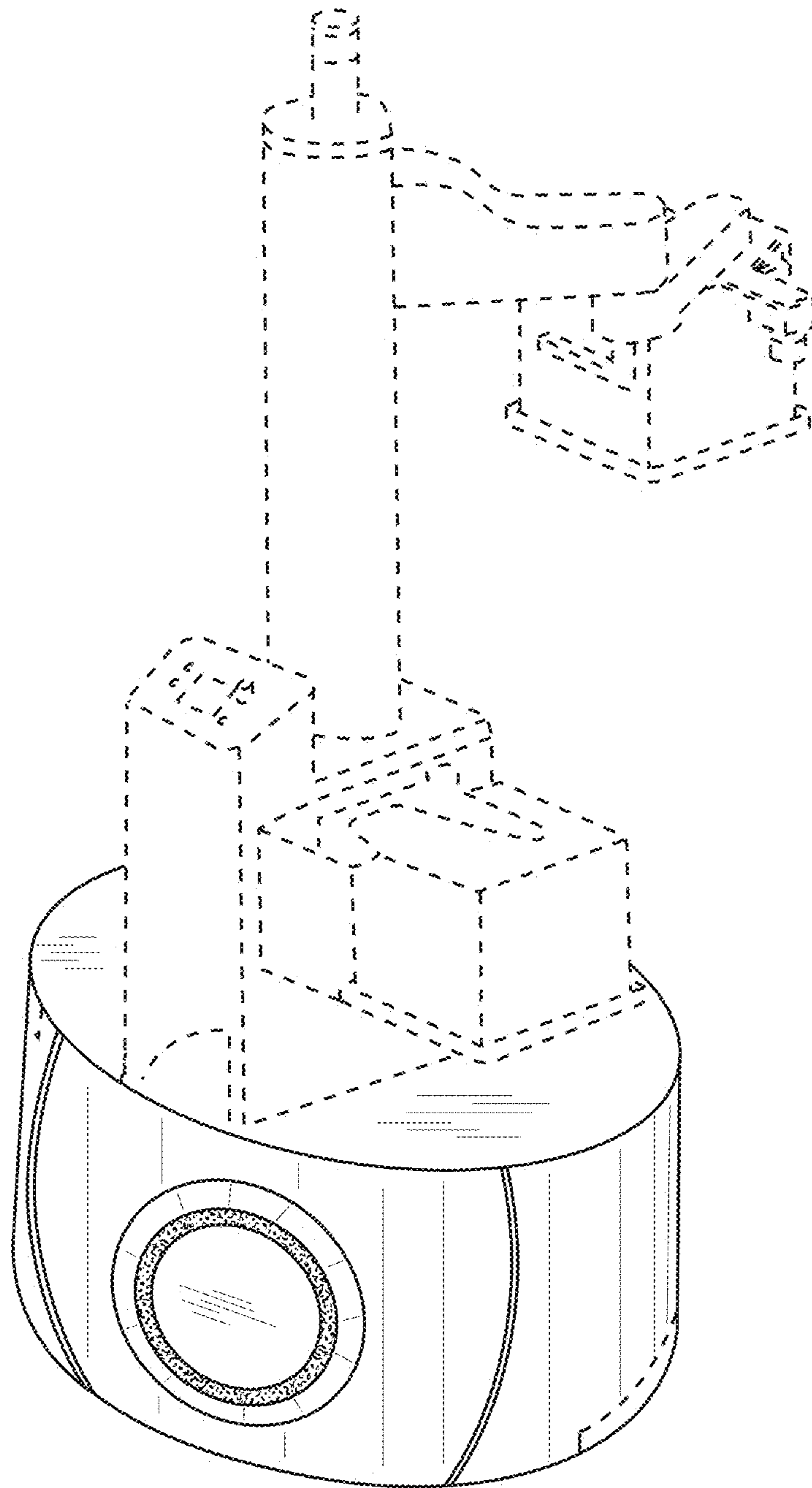


FIG. 8