



US00D736106S

(12) **United States Design Patent**
Bowman et al.

(10) **Patent No.:** **US D736,106 S**

(45) **Date of Patent:** **** *Aug. 11, 2015**

(54) **ELECTRONIC DEVICE**

(71) Applicant: **Garmin Switzerland GmbH**,
Schaffhausen (CH)

(72) Inventors: **Marcos J. Bowman**, Overland Park, KS
(US); **Mark B. Emge**, Olathe, KS (US);
Jonathan K. Ferlas, Prairie Village, KS
(US); **Yi-Chung Lan**, New Taipei (TW)

(73) Assignee: **Garmin Switzerland GmbH (CH)**

(*) Notice: This patent is subject to a terminal disclaimer.

(**) Term: **14 Years**

(21) Appl. No.: **29/471,957**

(22) Filed: **Nov. 6, 2013**

(51) **LOC (10) Cl.** **10-04**

(52) **U.S. Cl.**
USPC **D10/70; D10/65**

(58) **Field of Classification Search**
USPC D10/65, 70; D14/138 R, 138 AA,
D14/138 AB, 138 AC, 138 AD, 341-347,
D14/507-510, 136, 167, 168, 496, 498, 499,
D14/500, 125-134, 239, 371, 374-377, 440,
D14/450, 448, 336, 342; 343/702; 345/87,
345/104, 133, 156, 168, 173, 901-905,
345/165; 348/180, 184, 315, 739, 836, 838,
348/325; 364/444, 499; 701/408-418, 431,
701/432, 537, 1, 454, 428, 440, 400, 491,
701/526, 455, 444, 36, 541, 487; 312/7.2;
341/12; 720/605, 669, 600, 655;
369/99, 197; 455/344, 347, 575.1;
250/221, 338.3, 340, 239, 342, 341,
250/DIG. 1, 353, 338.1; 307/116, 117, 9.1,
307/10.1; 340/521, 527, 541, 567, 540,
340/568.2, 539.23, 635, 687, 425.5, 815.4,
340/901, 988, 989, 990, 992, 995.1, 562,
340/815.45; 315/159; 324/72.5, 556, 133,
324/149, 503, 543, 555, 66, 72, 754, 115,
324/141, 522; 73/615, 624, 627, 644,
73/514.33, 514.34, 510, 513, 527, 530
CPC G08G 1/096883; G08G 1/096872;
G08G 1/096775; G01C 21/16; G01C 21/3688;
G01C 21/30; G01C 21/265; G01C 21/26;

G01C 21/00; G01C 21/3632; G01C 21/3617;
G01C 25/005; G01C 21/3664; G01P 3/22;
G01P 3/50; G01P 15/18; G06F 3/04

See application file for complete search history.

(56) **References Cited**

U.S. PATENT DOCUMENTS

D617,219 S * 6/2010 Emge et al. D10/65
D617,220 S * 6/2010 Emge et al. D10/65

(Continued)

OTHER PUBLICATIONS

Printout from <https://buy.garmin.com/en-US/US/GPSMAP%20500/on-the-water/chartplotters/cOnTheWater-cChartplotters-bBRAND540-p1.html> published prior to Nov. 6, 2013.

(Continued)

Primary Examiner — Antoine D Davis

(74) *Attorney, Agent, or Firm* — Samuel M. Korte;
Mohammad M. Ali

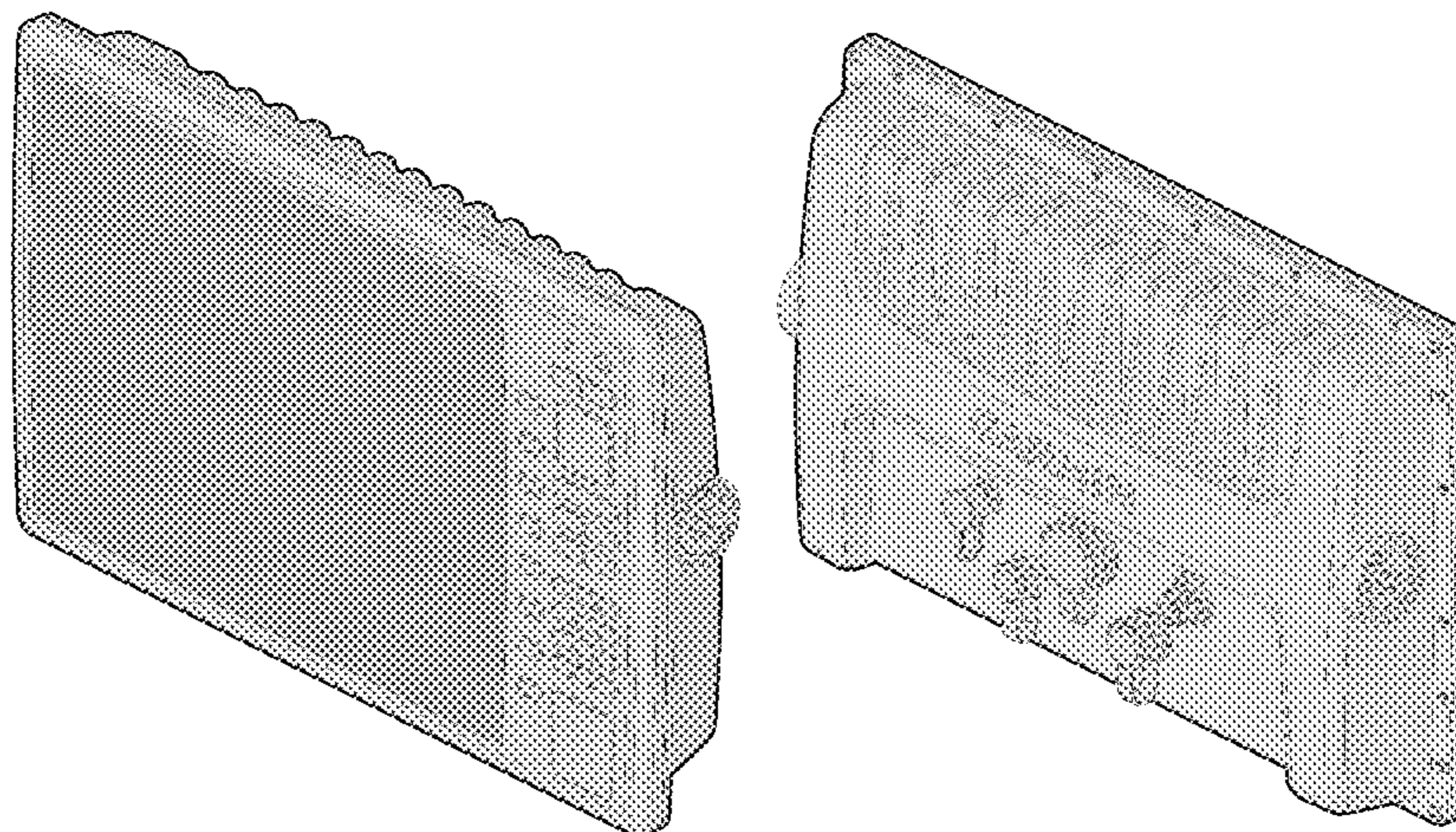
(57) **CLAIM**

The ornamental design for an electronic device, as shown and described.

DESCRIPTION

FIG. 1 is a front perspective view of an electronic device according to embodiments of the present invention; FIG. 2 is a rear perspective view of the electronic device; FIG. 3 is a top view of the electronic device; FIG. 4 is a front view of the electronic device; FIG. 5 is a rear view of the electronic device; FIG. 6 is a bottom view of the electronic device; FIG. 7 is a left side view of the electronic device; and, FIG. 8 is a right side view of the electronic device. Portions of FIGS. 1 through 8 are shown in dashed lines for illustrative purposes only and form no part of the claimed design.

1 Claim, 5 Drawing Sheets



(56)

References Cited

U.S. PATENT DOCUMENTS

D617,221 S * 6/2010 Emge et al. D10/65
D617,222 S * 6/2010 Emge et al. D10/65
D700,139 S * 2/2014 Chan et al. D13/103
D702,138 S * 4/2014 Emge et al. D10/65
D702,570 S * 4/2014 Emge et al. D10/65
D703,072 S * 4/2014 Emge et al. D10/65

OTHER PUBLICATIONS

Printout from <https://buy.garmin.com/en-US/US/GPSMAP%20700/on-the-water/chartplotters/cOnTheWater-cChartplotters-bBRAND538-p1.html> published prior to Nov. 6, 2013.
Printout from <http://lowrance.com/en-US/Products/Fishfinder-Chartplotter/HDS8-en-us.aspx> published prior to Nov. 6, 2013.
Printout from <http://www.lowrance.com/en-US/Products/Chartplotter/HDS5m-en-us.aspx> published prior to Nov. 6, 2013.

* cited by examiner

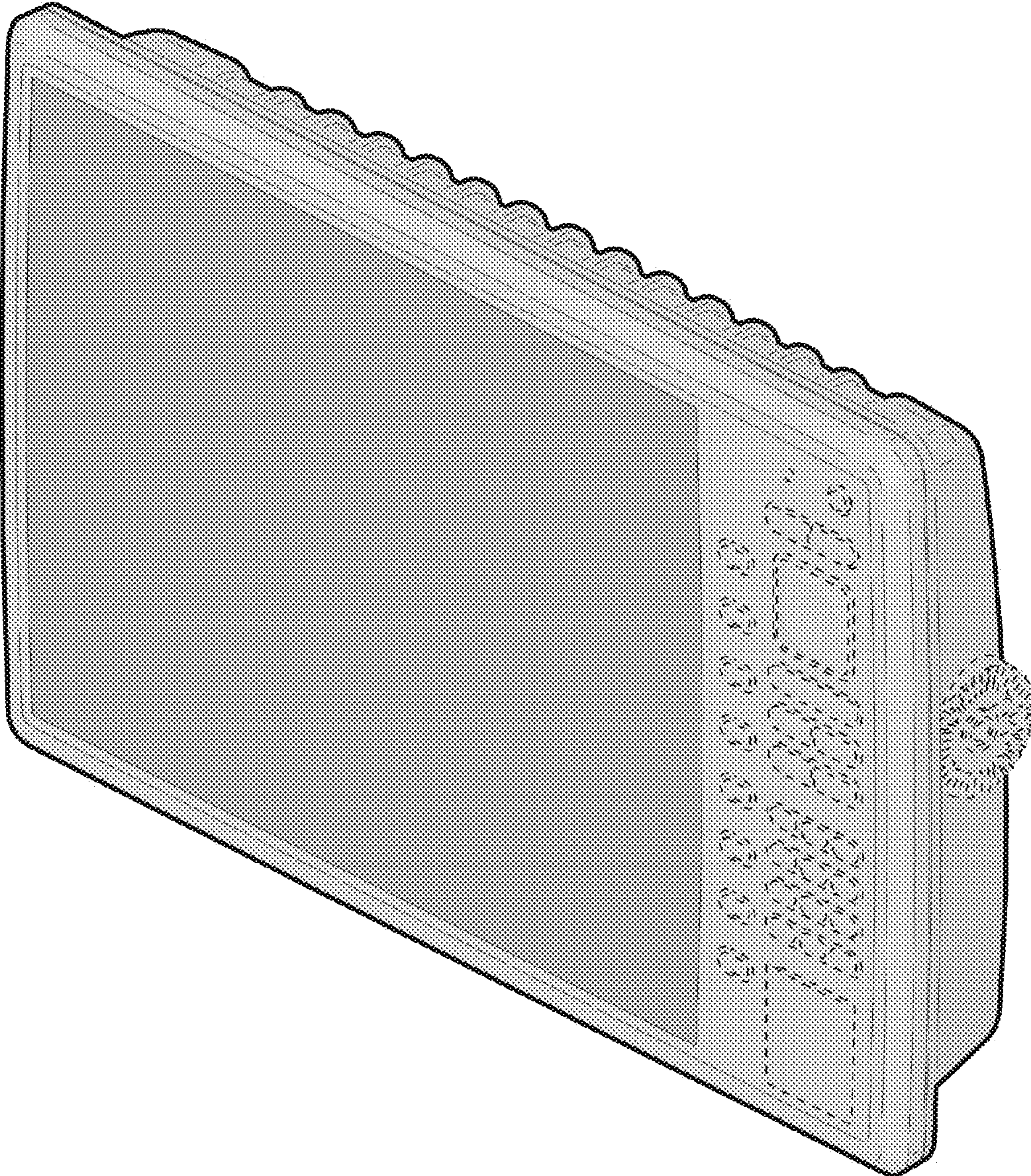


Fig. 1

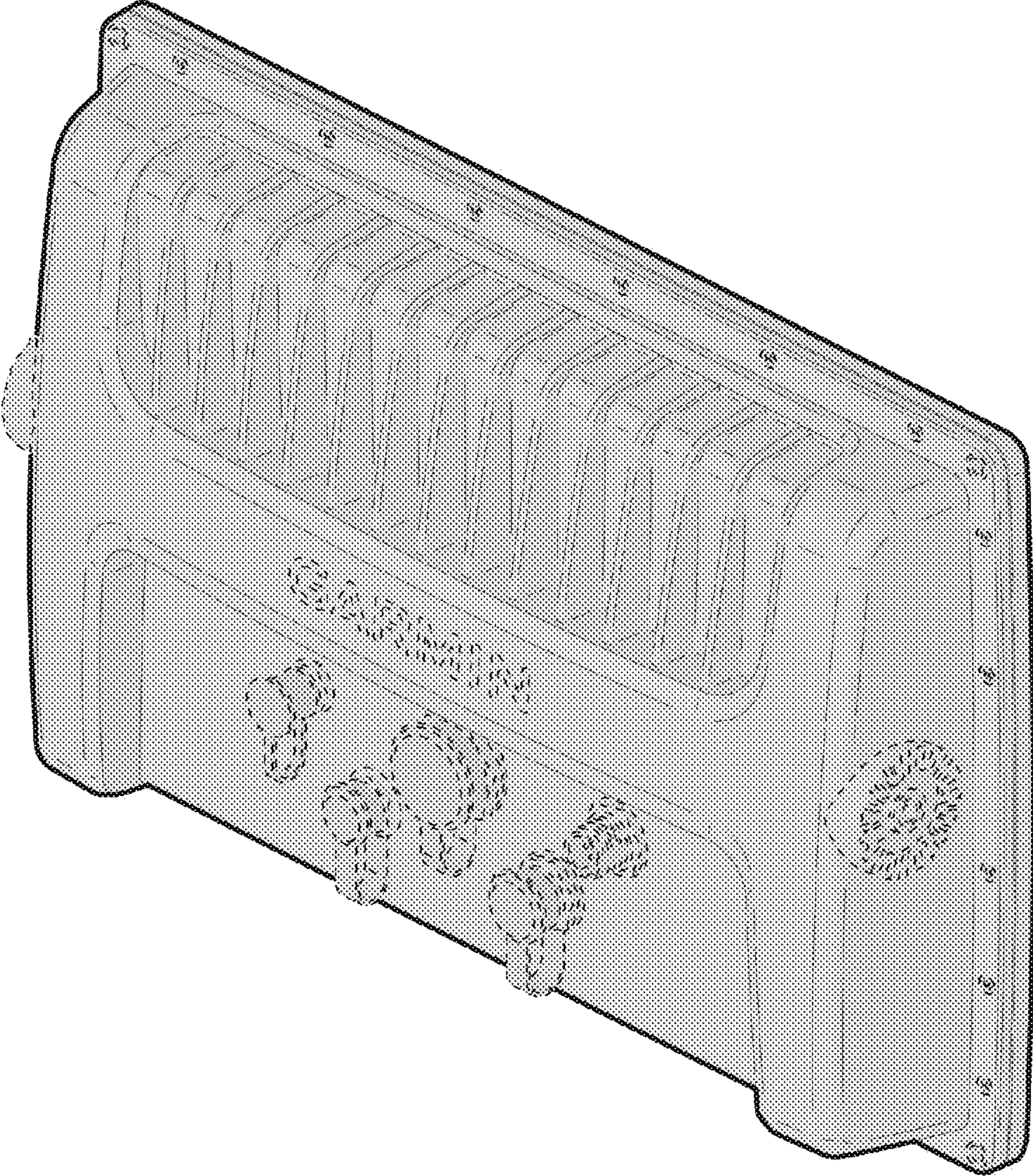


Fig. 2




Fig. 3

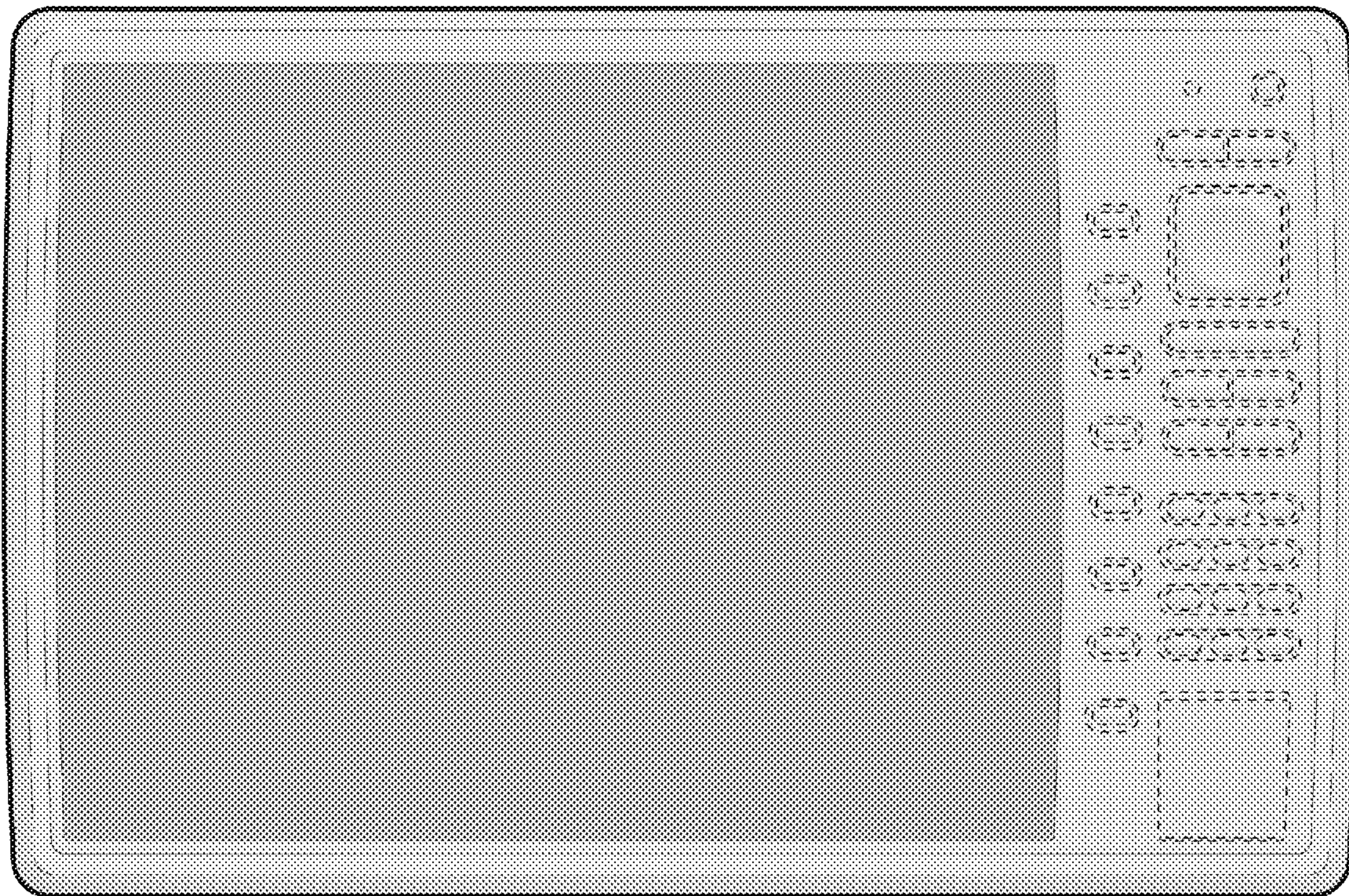


Fig. 4

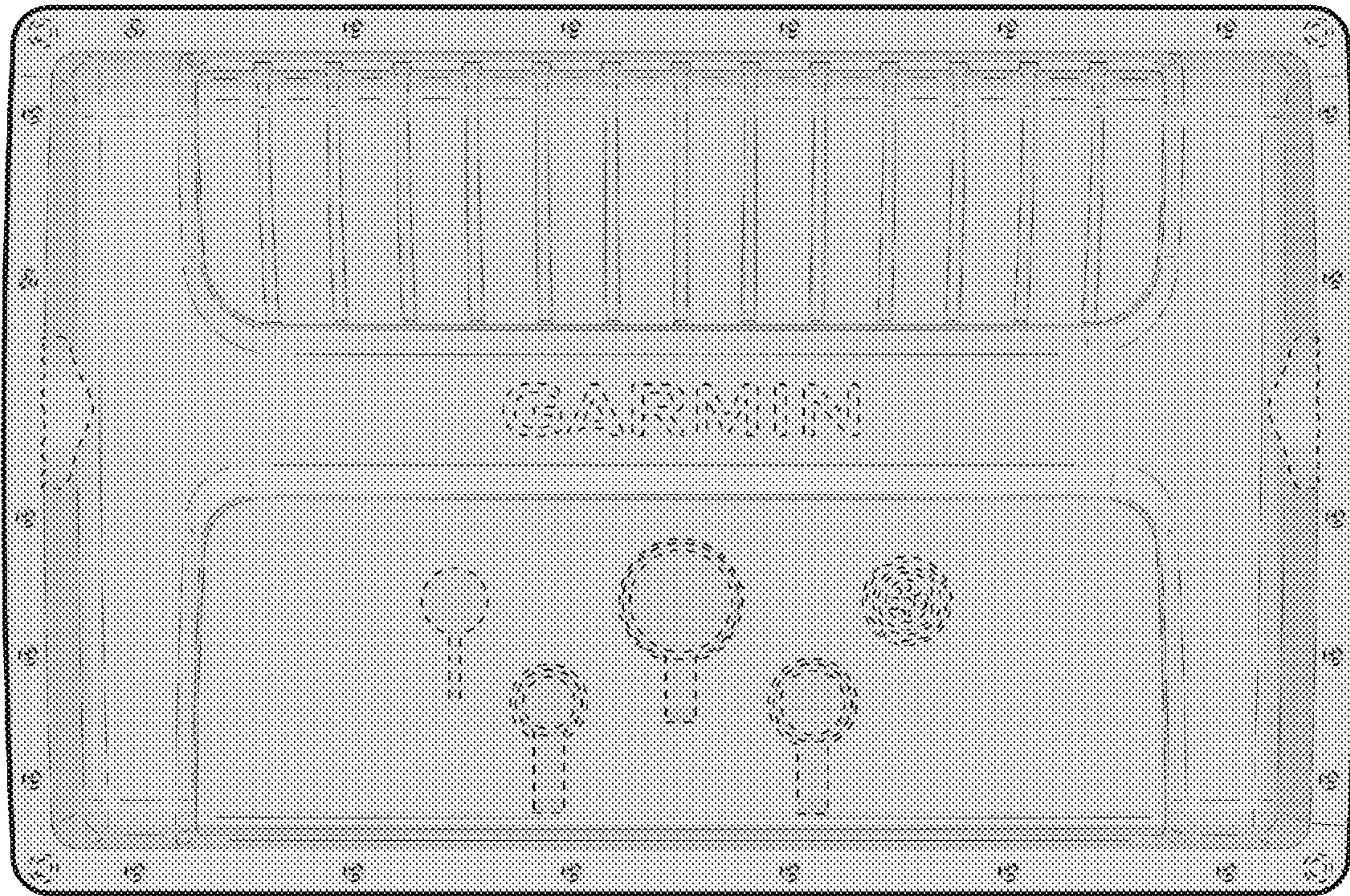


Fig. 5




Fig. 6

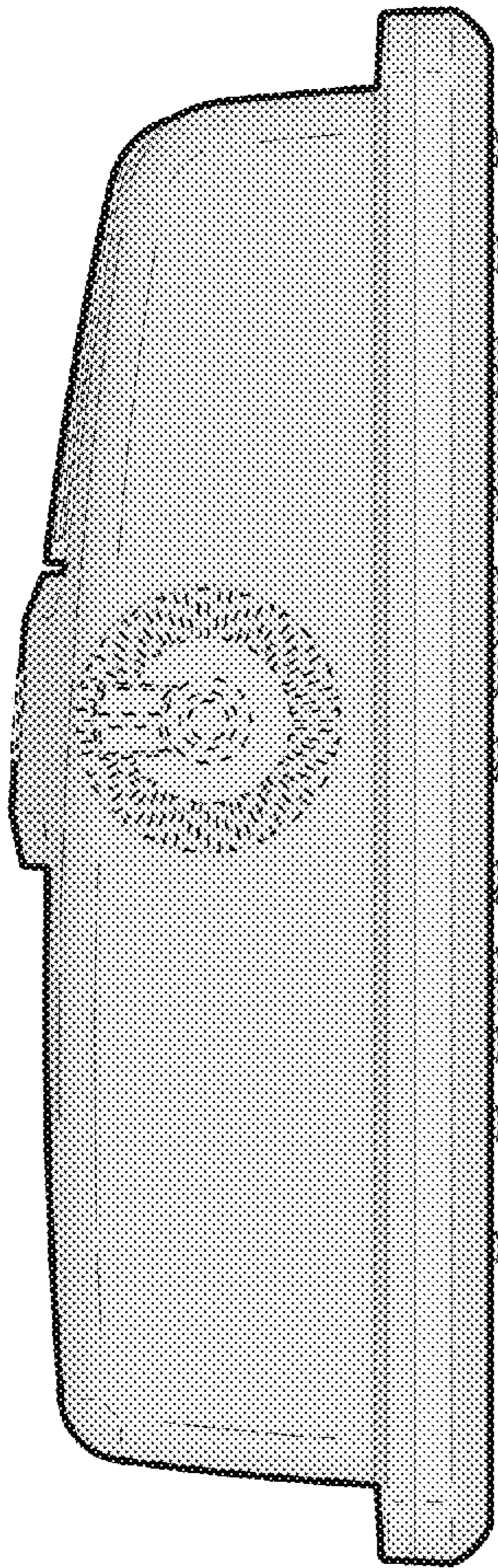


Fig. 7




Fig. 8