



US00D736097S

(12) **United States Design Patent**  
**Bailey et al.**

(10) **Patent No.:** **US D736,097 S**

(45) **Date of Patent:** **\*\* Aug. 11, 2015**

(54) **POUCH FOR PUMP**

(71) Applicant: **MeadWestvaco Corporation**,  
Richmond, VA (US)

(72) Inventors: **Ryan A. Bailey**, Richmond, VA (US);  
**Connie Tran**, Glen Allen, VA (US);  
**Kelly A. Harrigan**, Richmond, VA (US)

(73) Assignee: **MeadWestvaco Corporation**,  
Richmond, VA (US)

(\*\*) Term: **14 Years**

(21) Appl. No.: **29/457,906**

(22) Filed: **Jun. 13, 2013**

(51) **LOC (10) Cl.** ..... **09-05**

(52) **U.S. Cl.**

USPC ..... **D9/702**

(58) **Field of Classification Search**

USPC ..... D9/702-714, 695-699, 720-722, 414,  
D9/424, 426; 206/484, 438; 222/143, 92,  
222/107; 383/127, 37, 38, 103, 107, 113,  
383/61.1, 9, 15-16, 906; 68/17 R, 12.18,  
68/207; D27/183, 185; D24/115, 224,  
D24/118; 604/231, 217; 229/72, 200, 87.06,  
229/87.08, 87.05; D28/8.1

See application file for complete search history.

(56) **References Cited**

U.S. PATENT DOCUMENTS

D237,018 S *	9/1975	Betka et al. ....	D24/118
D439,328 S *	3/2001	Nielsen .....	D24/118
D505,540 S *	5/2005	Lien .....	D3/202
D552,235 S *	10/2007	Inoue et al. ....	D24/118
D610,022 S *	2/2010	Kanfer et al. ....	D9/695
D623,734 S *	9/2010	Tsuruoka et al. ....	D24/118
D655,201 S *	3/2012	Schuch .....	D9/707
D660,718 S *	5/2012	McDermott et al. ....	D9/707
D699,125 S *	2/2014	Martel .....	D9/703

\* cited by examiner

*Primary Examiner* — Caron D Veynar

*Assistant Examiner* — Abraham Bahta

(74) *Attorney, Agent, or Firm* — MeadWestvaco Intellectual Property Group

(57) **CLAIM**

The ornamental design for a pouch for pump, as shown and described.

**DESCRIPTION**

FIG. 1 is a perspective view of a pouch for pump showing the new design;

FIG. 2 is a front view of the new design;

FIG. 3 is a back view of the new design;

FIG. 4 is a left view of the new design;

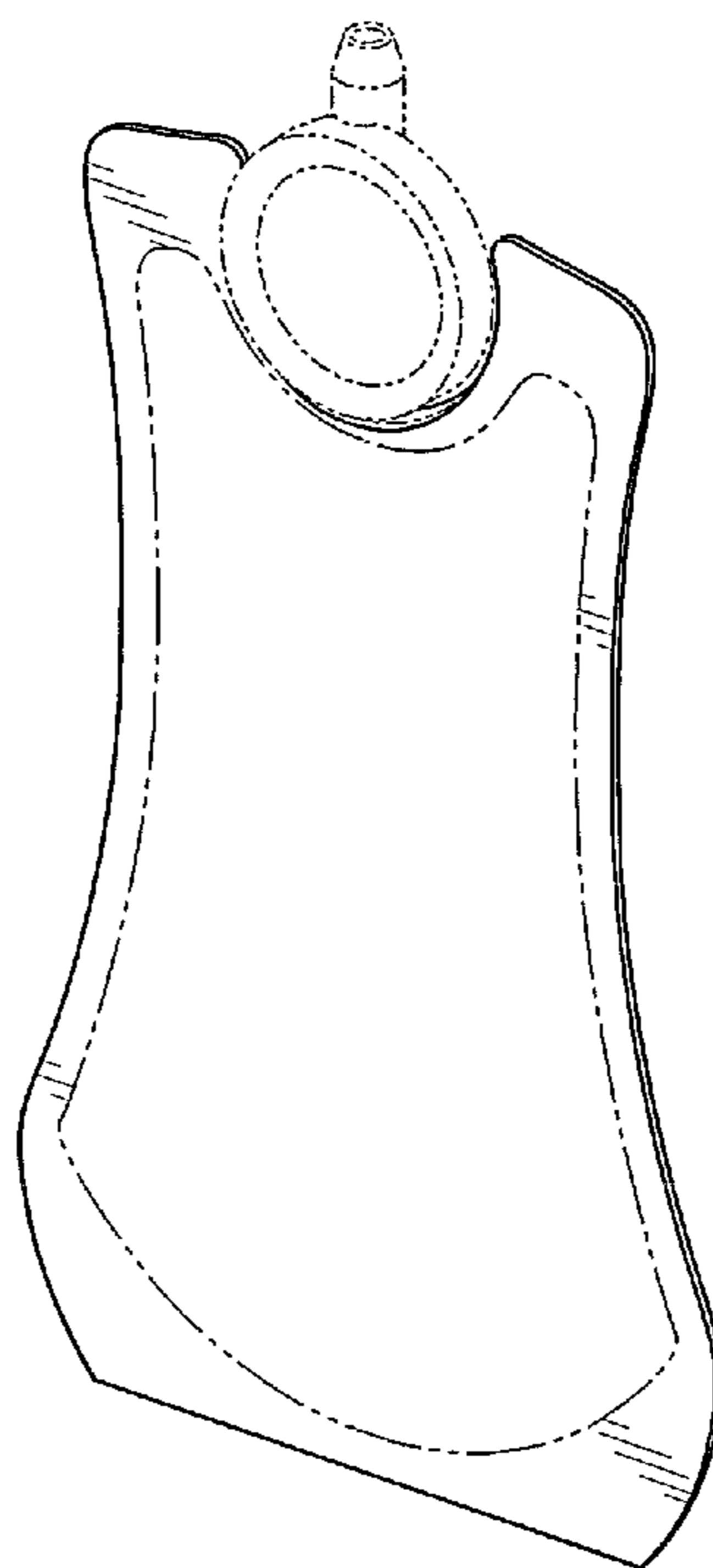
FIG. 5 is a right view of the new design;

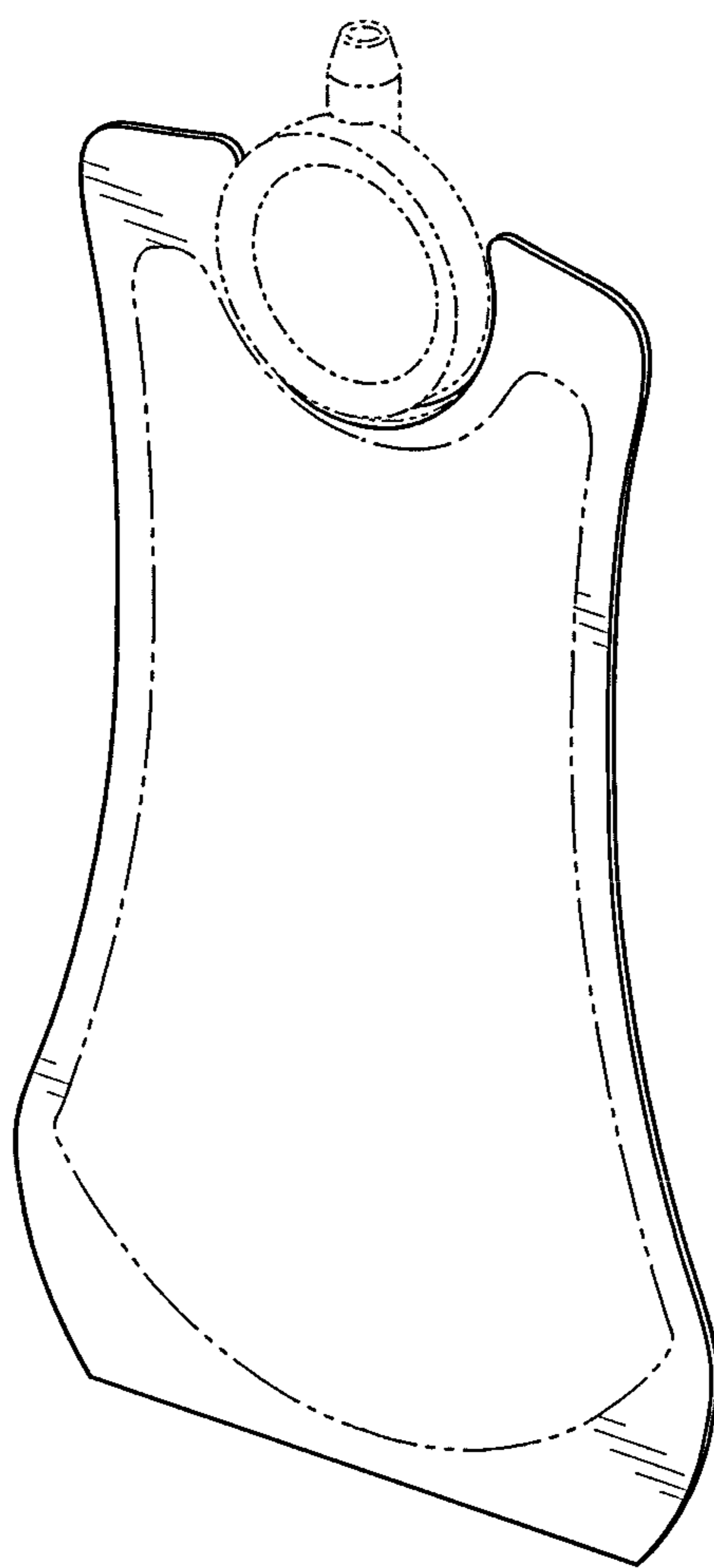
FIG. 6 is a top view of the new design; and,

FIG. 7 is a bottom view of the new design.

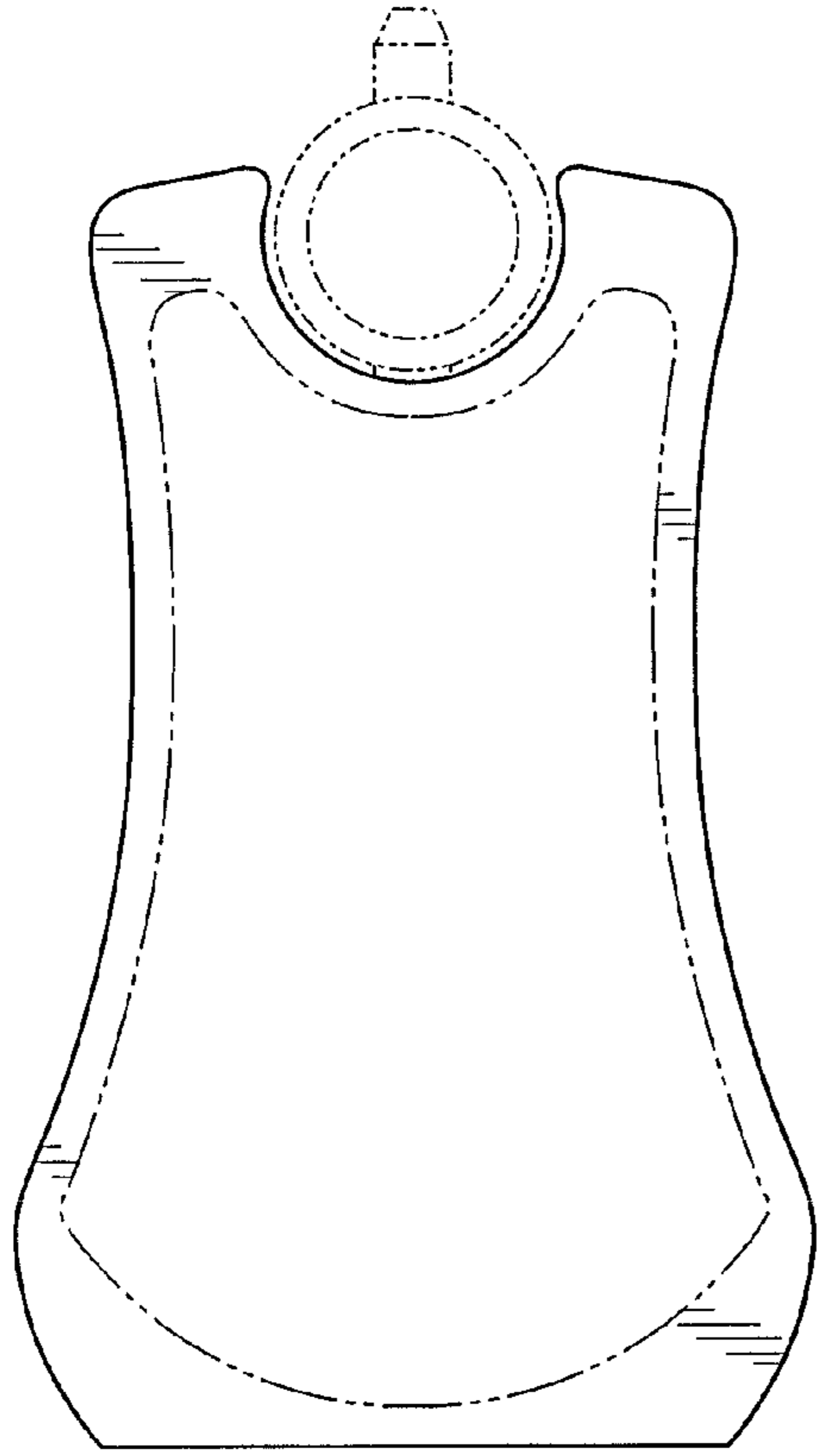
The broken-line disclosure is understood to represent portions of the article in which the claimed design is embodied, but which form no part of the claimed design.

**1 Claim, 3 Drawing Sheets**

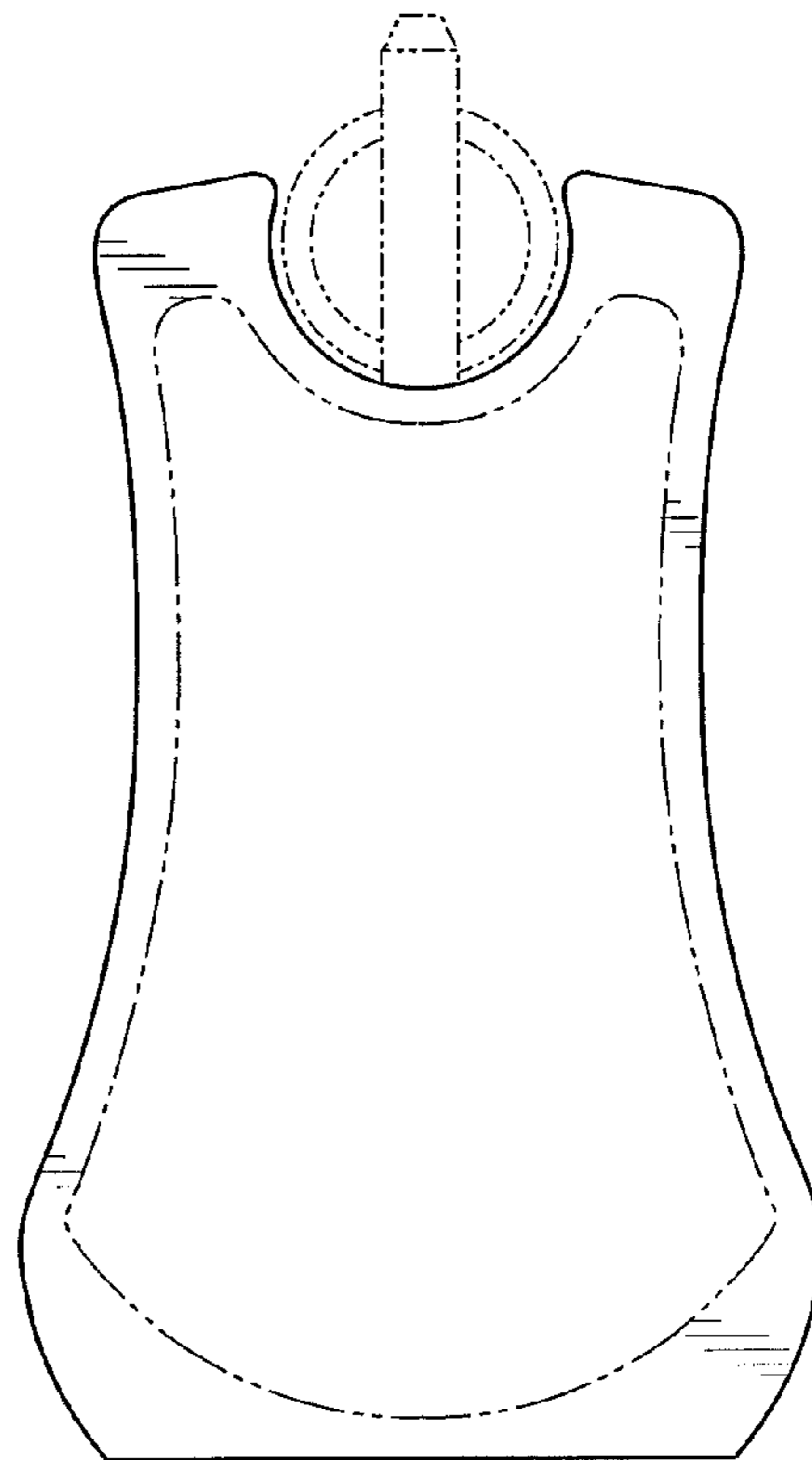




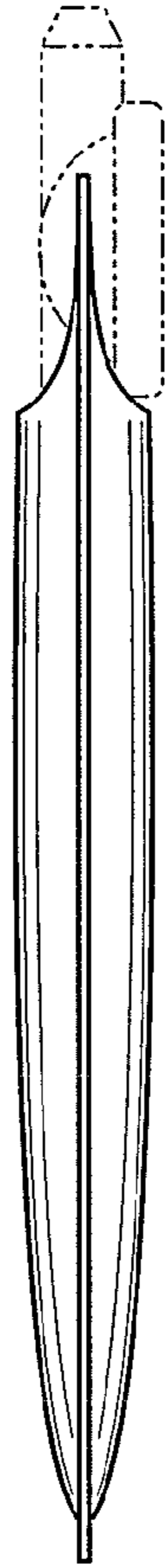
**FIG. 1**



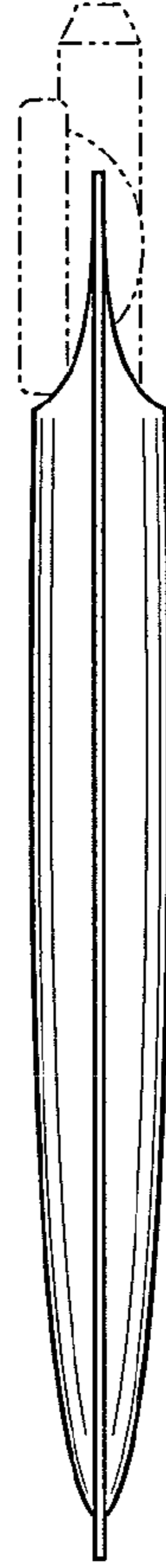
**FIG. 2**



**FIG. 3**




**FIG. 4**



**FIG. 5**



**FIG. 6**



**FIG. 7**