



US00D736095S

(12) **United States Design Patent**
Brochado et al.

(10) **Patent No.:** **US D736,095 S**

(45) **Date of Patent:** **** Aug. 11, 2015**

(54) **FLASK DISPENSER**

(71) Applicant: **Natura Cosméticos S.A.**, Itapecerica da Serra (BR)

(72) Inventors: **Daniella Karine Brochado**, Sao Paulo (BR); **Fabio Luizari Artoni**, Vinhedo (BR); **Anderson da Silva Santos**, Sao Paulo (BR); **Jose Ignacio Lavernia Company**, Valencia (ES); **Alberto Alvarez de Cienfuegos Hernandez**, Valencia (ES)

(73) Assignee: **Natura Cosméticos S.A.**, Itapecerica da Serra—SP (BR)

(**) Term: **14 Years**

(21) Appl. No.: **29/468,170**

(22) Filed: **Sep. 26, 2013**

(30) **Foreign Application Priority Data**

Mar. 26, 2013 (BR) BR3020130012719

(51) **LOC (10) Cl.** **09-01**

(52) **U.S. Cl.**
USPC **D9/689**

(58) **Field of Classification Search**
USPC D9/682–694, 504, 516, 529, 434–436, D9/445, 448; D28/76, 77, 88, 89, 91.1; 222/153.1–153.14, 631, 635, 321.1, 222/321.6–321.9, 372, 373, 378, 383.1, 222/385, 401, 402, 402.13
CPC ... A45D 34/00; A45D 34/02; A45D 40/0075; B05B 11/3001; B05B 11/3052; B05B 11/3053; B05B 11/0037; B05B 11/0038; B65D 83/205; B65D 83/206; B65D 83/14; B65D 83/20; B65D 83/22; B65D 83/228; B65D 83/40

See application file for complete search history.

(56) **References Cited**

U.S. PATENT DOCUMENTS

D260,605 S *	9/1981	Saunders	D9/686
D299,694 S *	2/1989	Geiger	D9/686
D307,542 S *	5/1990	De Montgailhard	D9/687
D310,480 S *	9/1990	Geiger	D9/689
D315,292 S *	3/1991	Seager	D9/688
D321,930 S *	11/1991	Dinand	D23/360
5,249,713 A *	10/1993	Reich et al.	222/321.8
D344,231 S *	2/1994	Gagnon	D9/686
D365,020 S *	12/1995	Dinand	D9/689
D430,793 S *	9/2000	Baron	D9/688
6,302,302 B1 *	10/2001	Albisetti	222/153.11
D473,457 S *	4/2003	Reinoso	D9/686

(Continued)

Primary Examiner — Catherine Tuttle

(74) *Attorney, Agent, or Firm* — Alston & Bird LLP

(57) **CLAIM**


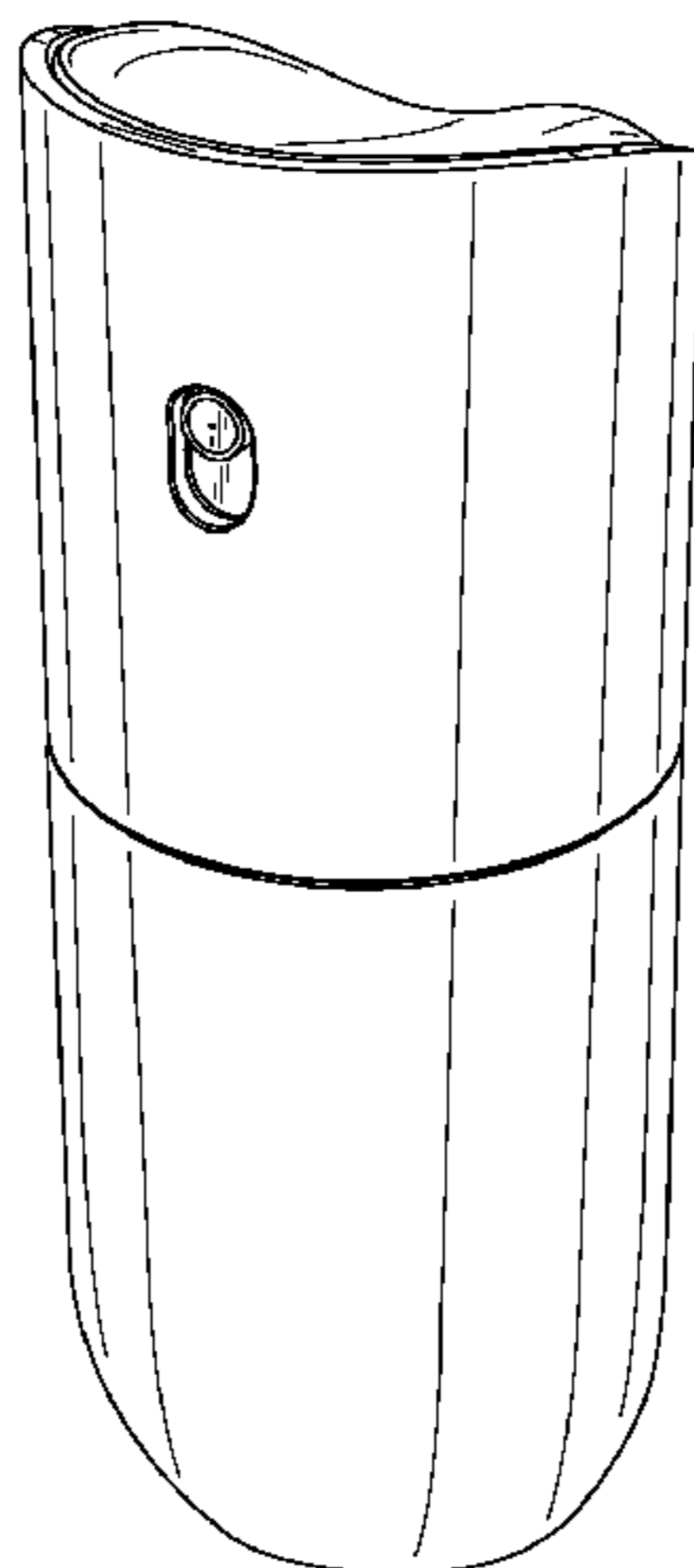
We claim the ornamental design for a flask dispenser, as shown and described.

DESCRIPTION

FIG. 1 is a top front and left perspective view of the flask dispenser embodying our new design; FIG. 2 is a top and front perspective view of FIG. 1; FIG. 3 is a front elevation view of FIG. 1; FIG. 4 is a rear elevation view of FIG. 1; FIG. 5 is a left side elevation view of FIG. 1; FIG. 6 is a top plan view of FIG. 1; FIG. 7 is a bottom plan view of FIG. 1; and, FIG. 8 is a top and side perspective view of FIG. 1.

The broken line is included for the purpose of illustrating a portion of the flask dispenser that forms no part of the claimed design. The appearance within the areas immediately adjacent to the broken line and which are not visible in the other figures likewise form no part of the claim.

1 Claim, 5 Drawing Sheets



(56)

References Cited

U.S. PATENT DOCUMENTS

6,905,049 B1 * 6/2005 Lambert 222/321.7
7,036,691 B2 * 5/2006 Nicolas 222/321.6
D538,178 S * 3/2007 Desgrippes et al. D9/691
D608,219 S * 1/2010 Lecoule D9/689

D639,675 S * 6/2011 Cohen et al. D9/693
D641,250 S * 7/2011 Daniels et al. D9/666
D658,072 S * 4/2012 Davis et al. D9/689
D696,140 S * 12/2013 Servaire D9/686
D708,524 S * 7/2014 White et al. D9/504
2008/0041884 A1 * 2/2008 Chevalier 222/380

* cited by examiner

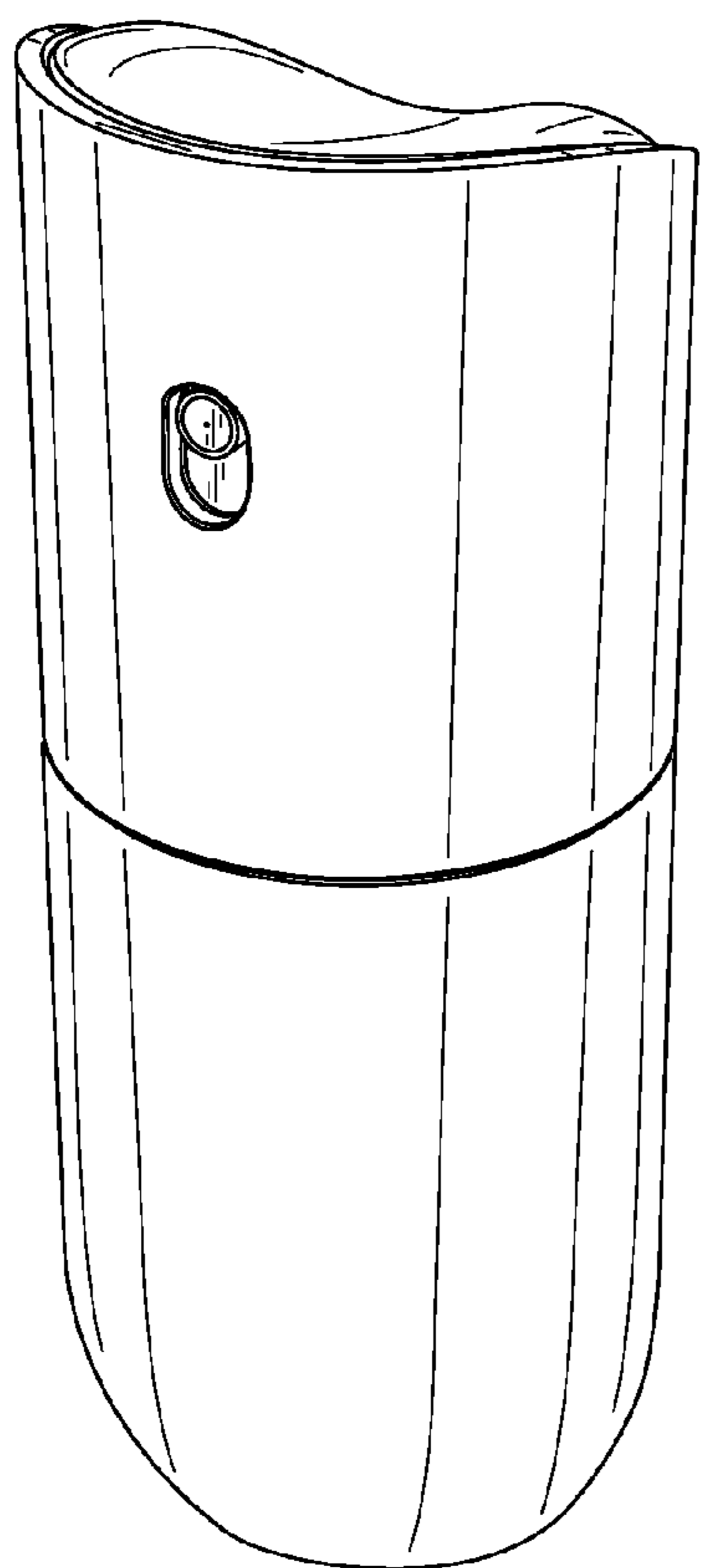


FIG. 1

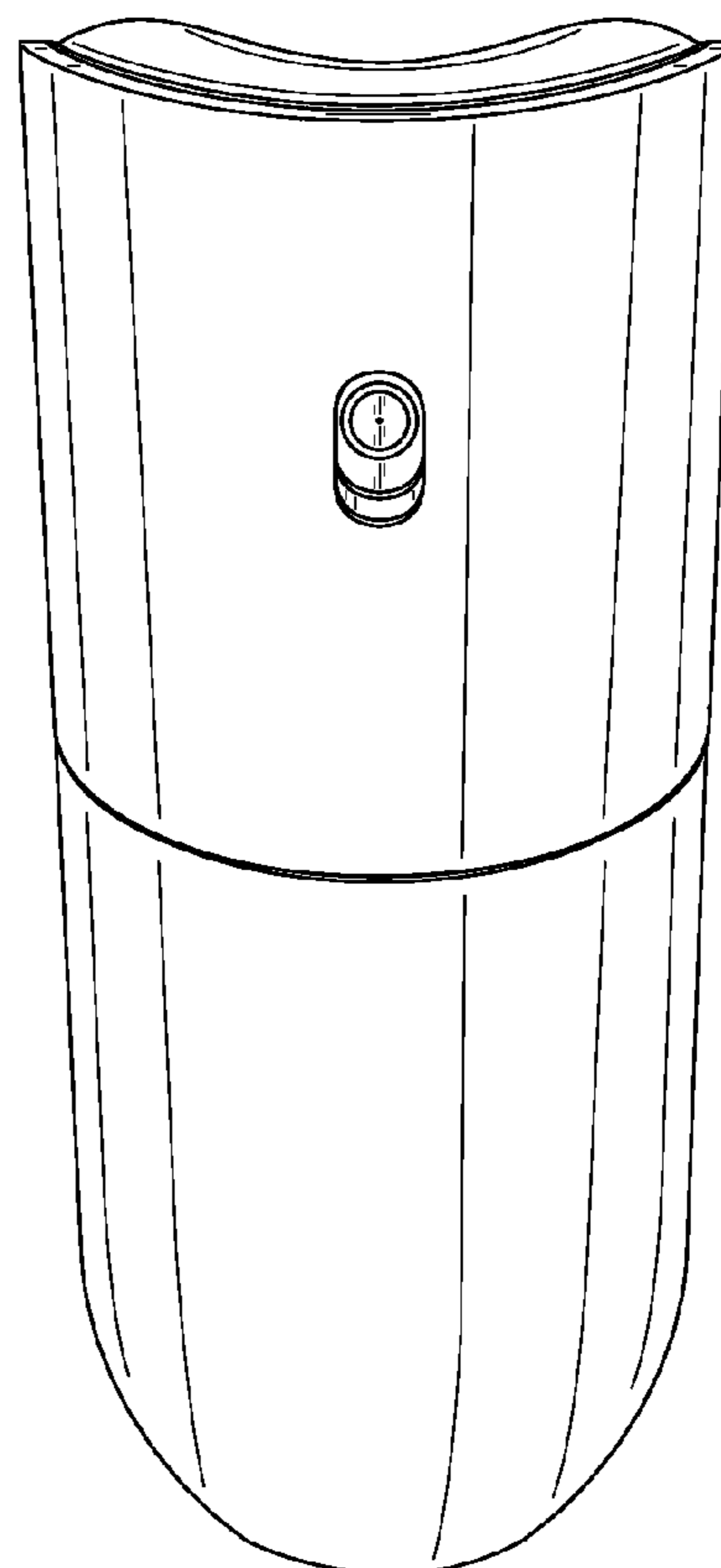


FIG. 2

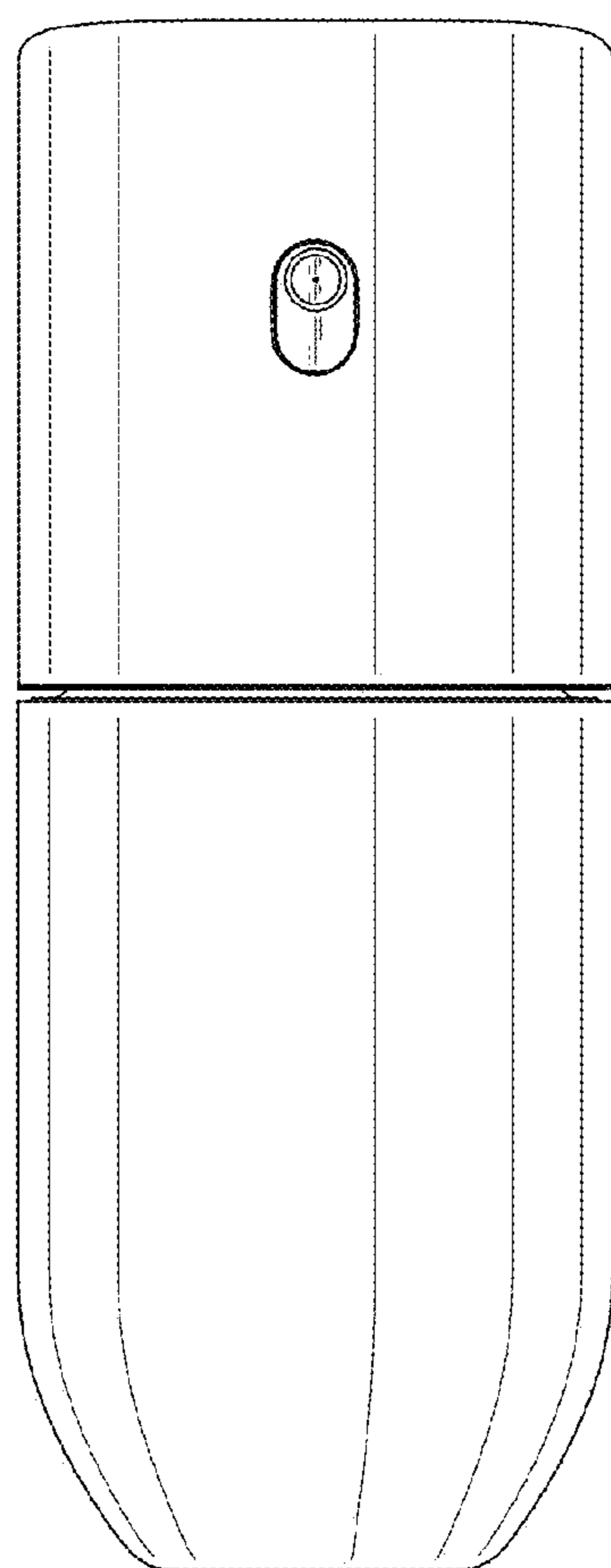


FIG. 3

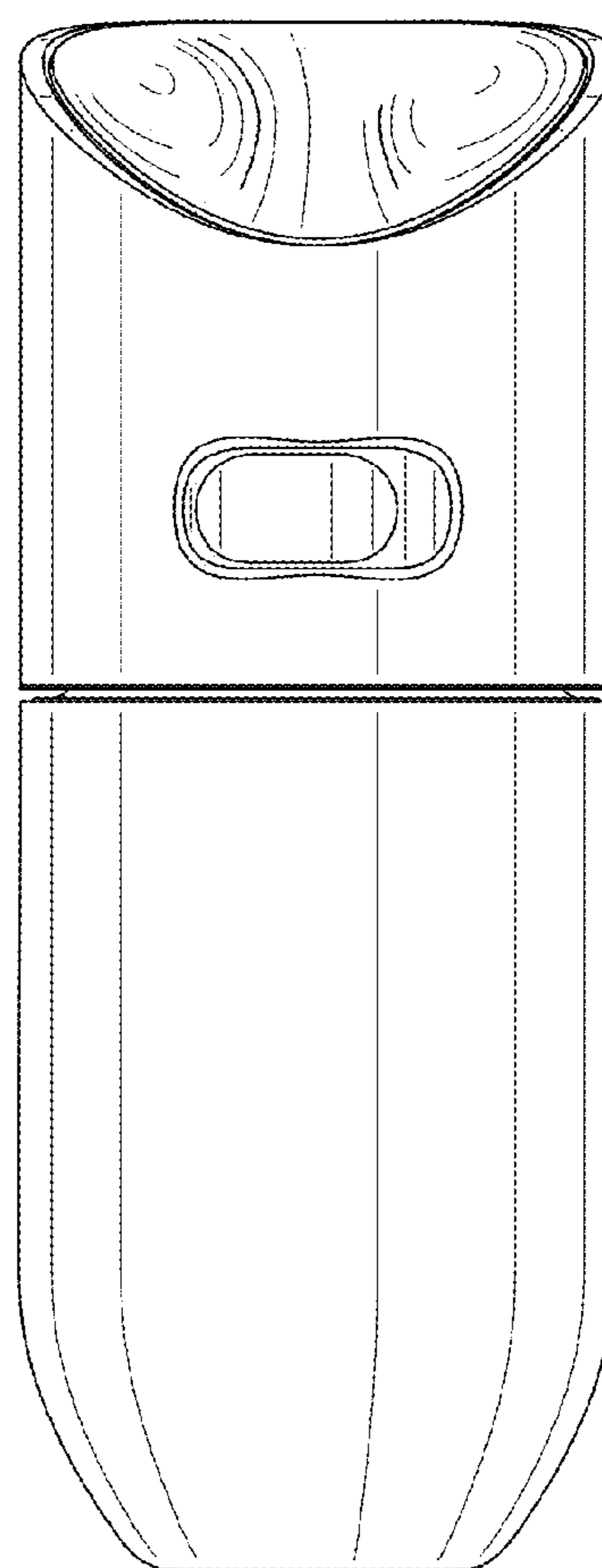


FIG. 4

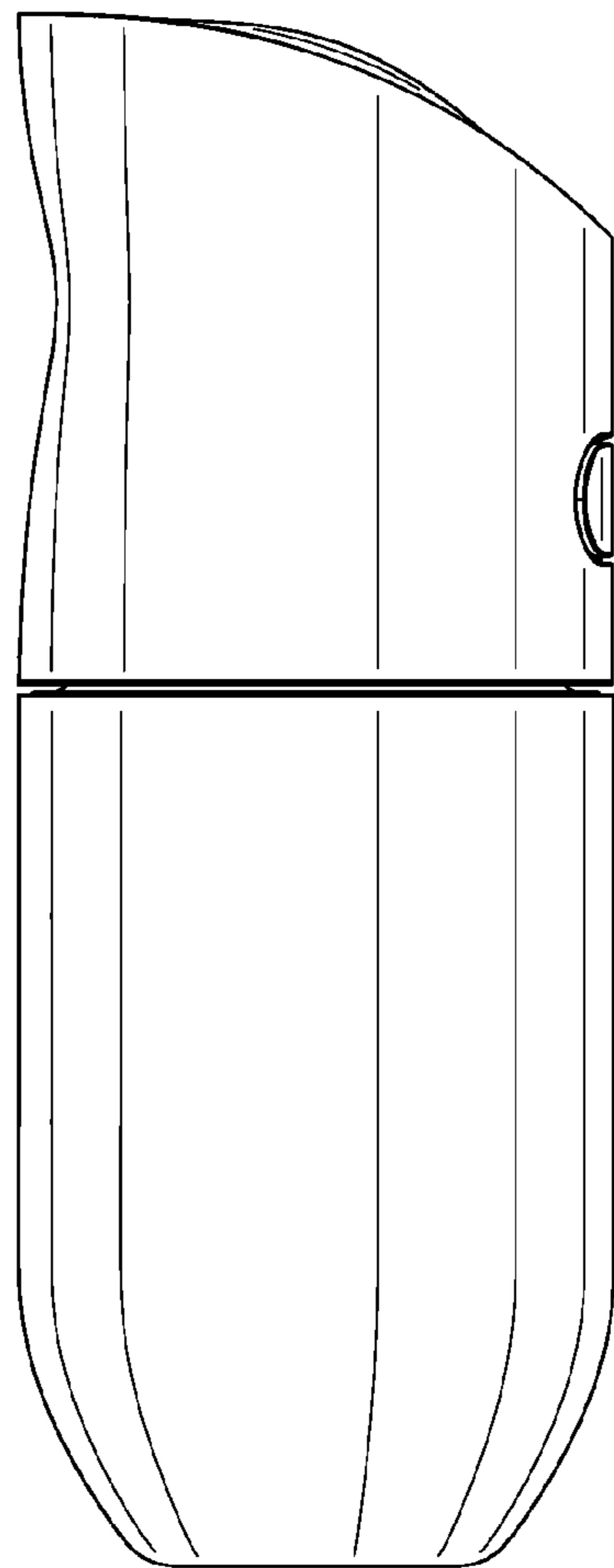


FIG. 5

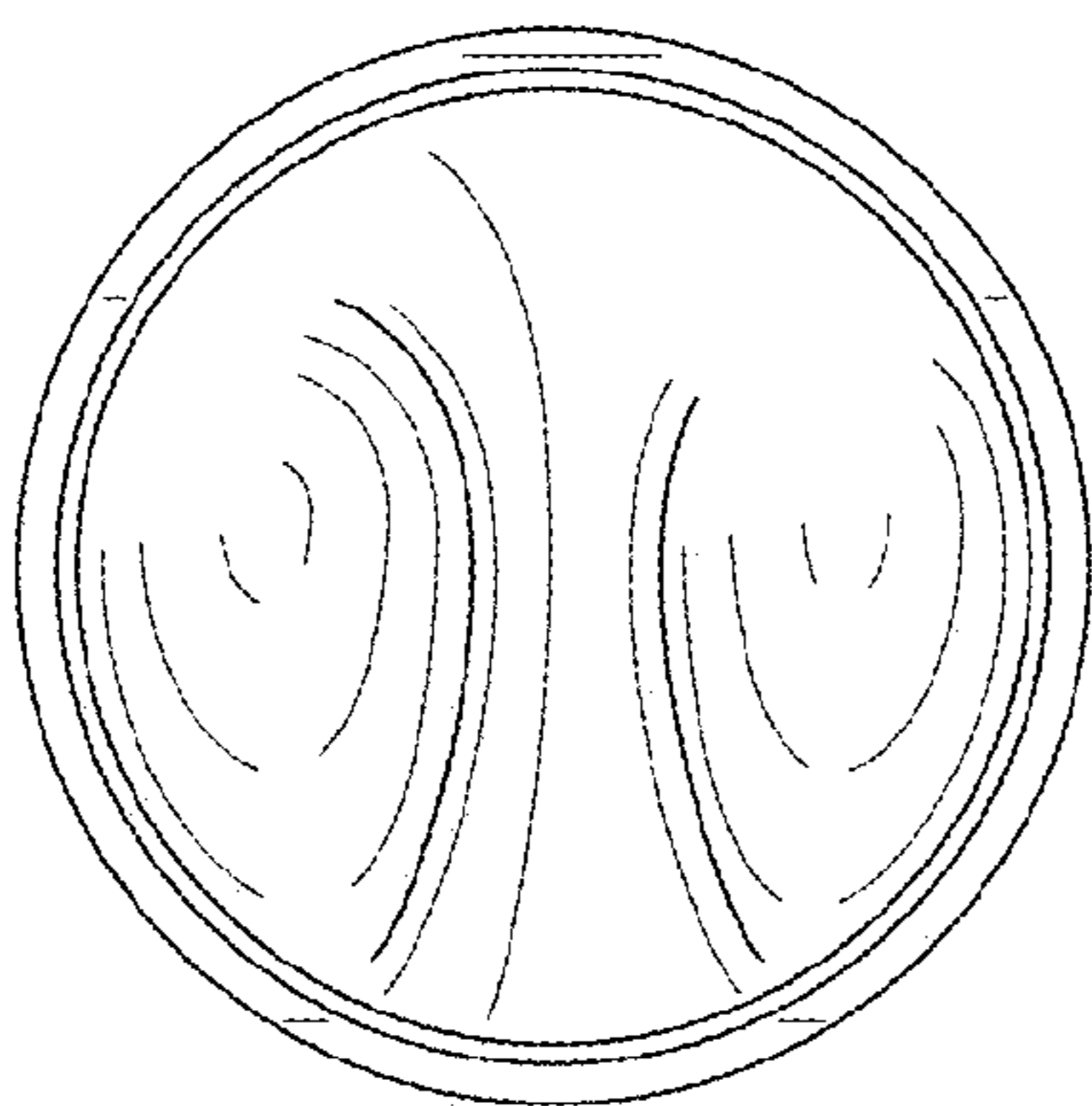


FIG. 6

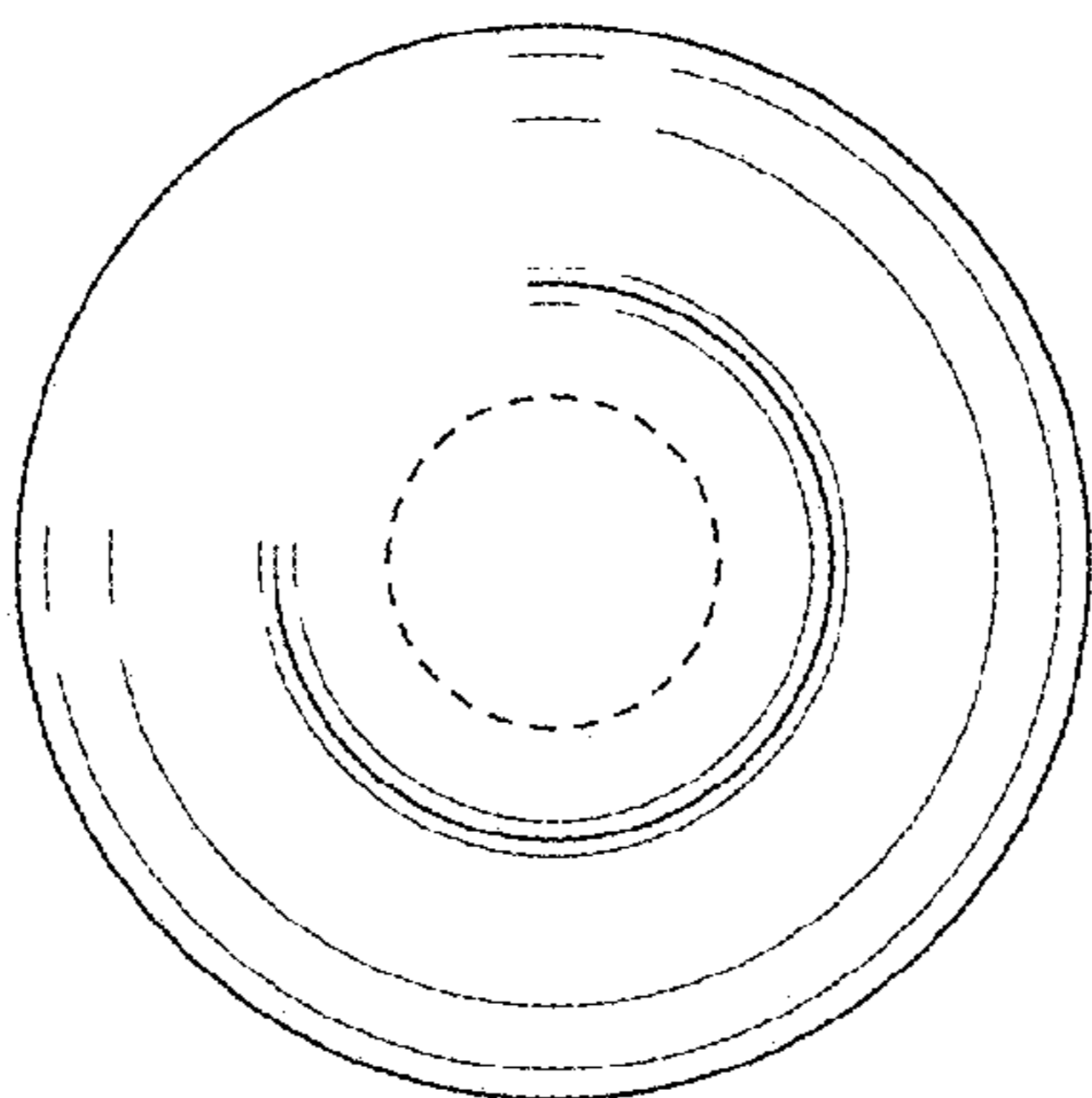


FIG. 7

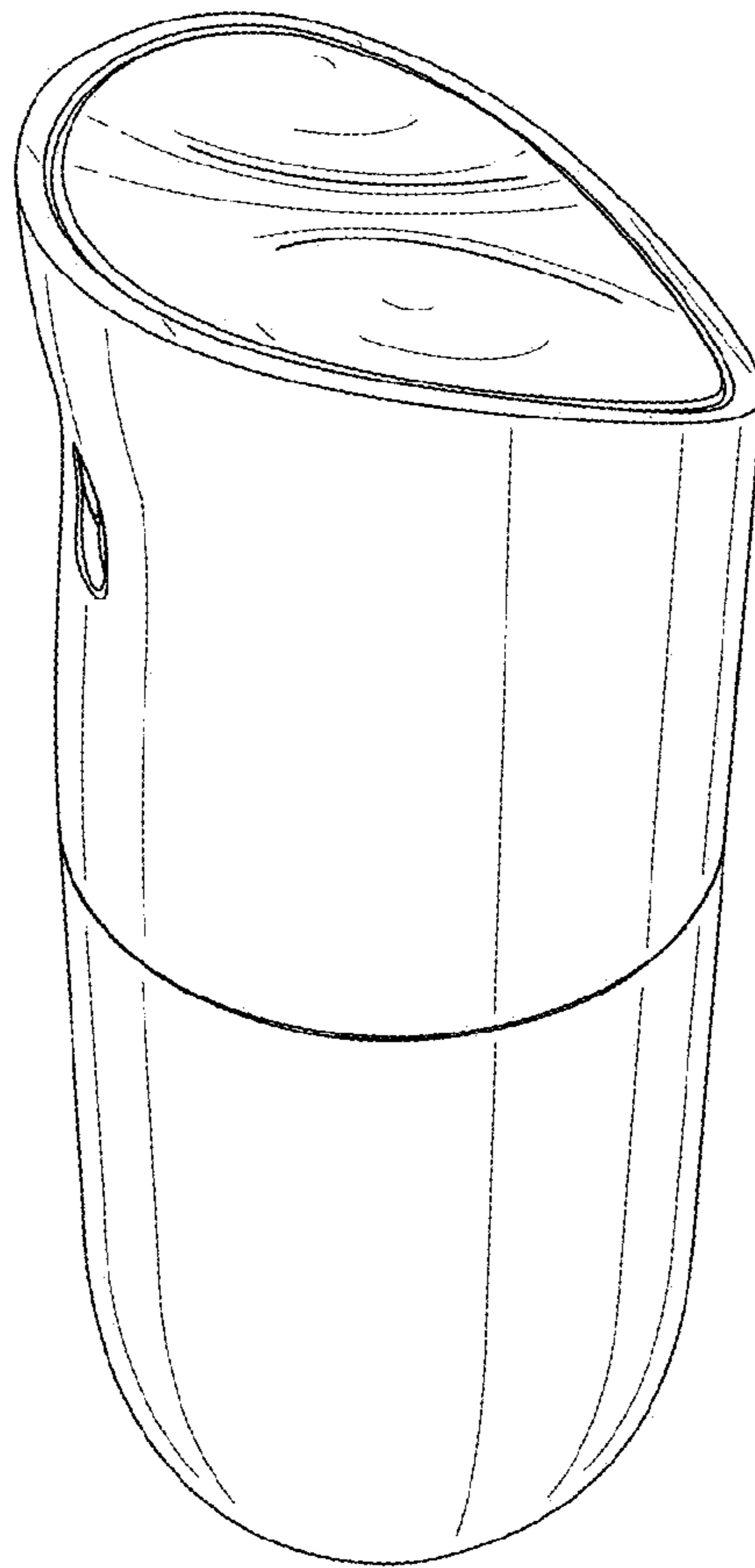


FIG. 8