

US00D736082S

(12) **United States Design Patent**
Markle et al.

(10) **Patent No.:** **US D736,082 S**
(45) **Date of Patent:** **** Aug. 11, 2015**

(54) **PACKAGE**

(71) Applicant: **The Gillette Company**, Boston, MA
(US)

(72) Inventors: **Andrew Anthony Markle**, New York,
NY (US); **Carl Andrew Gerhards**,
Astoria, NY (US)

(73) Assignee: **The Gillette Company**, Boston, MA
(US)

(**) Term: **14 Years**

(21) Appl. No.: **29/497,334**

(22) Filed: **Jul. 23, 2014**

Related U.S. Application Data

(62) Division of application No. 29/445,709, filed on Feb.
14, 2013, now Pat. No. Des. 715,141.

(51) **LOC (10) Cl.** **09-03**

(52) **U.S. Cl.**
USPC **D9/434; D9/697**

(58) **Field of Classification Search**
USPC D9/414-434, 442-445, 456-457, 542,
D9/563, 600, 614-624, 655, 657, 658, 661,
D9/695, 697-699, 707-708, 711,
D9/772-776; D7/601, 602, 538, 540,
D7/550.1; D3/202, 203.5, 203.6, 205;
D20/30-33; D5/14, 26, 27, 32, 36, 37,
D5/39
CPC B65D 5/00; B65D 5/001; B65D 5/0015;
B65D 5/0227-5/0254; B65D 5/0045; B65D
5/18; B65D 5/2033; B65D 5/38; B65D 5/40;
B65D 1/22; B65D 1/225; B65D 1/24; B65D
1/34; B65D 1/38

See application file for complete search history.

(56) **References Cited**

U.S. PATENT DOCUMENTS

D5,413 S	12/1871	Hall	
1,874,320 A	8/1932	Matthews et al.	
D95,276 S *	4/1935	McIntosh	D9/697
D178,152 S	6/1956	Schwartz	
D286,633 S	11/1986	Pauser	
D312,405 S *	11/1990	Kenyon, Jr.	D9/697
D319,178 S *	8/1991	Katada et al.	D9/617
D428,335 S	7/2000	Toyota et al.	
D429,146 S *	8/2000	Thibiant et al.	D9/697
D429,894 S	8/2000	Bergin	
D438,563 S *	3/2001	Webb et al.	D19/10
D442,627 S *	5/2001	Webb et al.	D19/10

(Continued)

OTHER PUBLICATIONS

Blog.2modern.pdf, Downloaded From Internet Jun. 18, 2013.

(Continued)

Primary Examiner — Susan Bennett Hattan

Assistant Examiner — Vy Koenig

(74) *Attorney, Agent, or Firm* — Joanne N. Pappas; Kevin C.
Johnson; Steven W. Miller

(57) **CLAIM**

The ornamental design for a package, as shown and
described.

DESCRIPTION

FIG. 1 is a perspective view of a package showing my new
design having a contrasting gradient from the upper portion to
the lower portion on a shave preparation container;

FIG. 2 is a front view thereof;

FIG. 3 is a back view thereof;

FIG. 4 is a right view thereof;

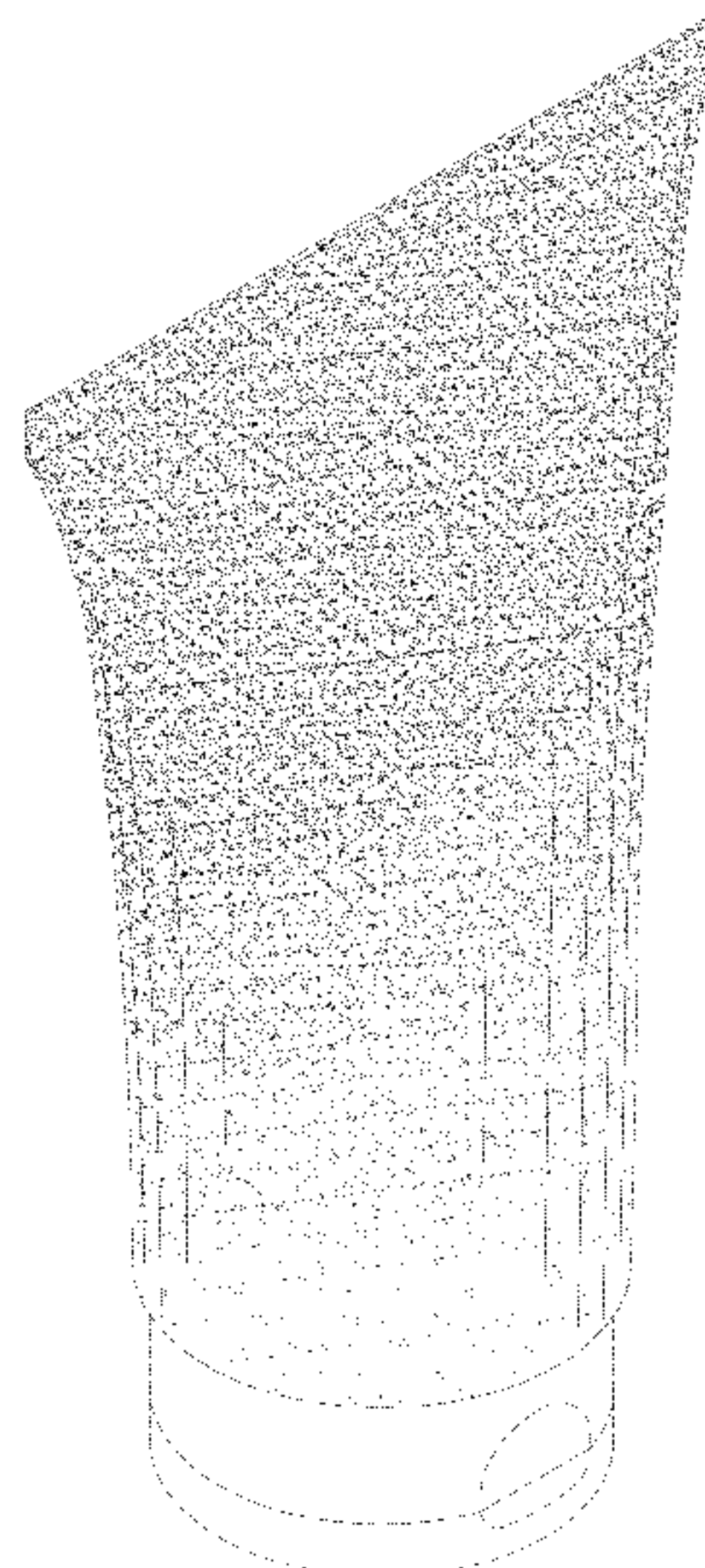
FIG. 5 is a left view thereof;

FIG. 6 is a top view thereof; and,

FIG. 7 is a bottom view thereof.

The broken lines shown in the drawings depict environmental
features that form no part of the claimed design.

1 Claim, 5 Drawing Sheets



(56)

References Cited

U.S. PATENT DOCUMENTS

D442,628 S * 5/2001 Webb et al. D19/10
 D448,180 S 9/2001 Alfonso et al.
 D468,198 S 1/2003 Nakazawa et al.
 D476,693 S 7/2003 Yuran
 D524,654 S 7/2006 Harada et al.
 D535,554 S 1/2007 Kent
 D566,577 S 4/2008 Norton et al.
 D587,127 S * 2/2009 Moreira et al. D9/565
 D596,860 S 7/2009 Doughty
 D608,207 S * 1/2010 Cummings et al. D9/531
 D609,085 S 2/2010 Brachman et al.
 D610,904 S 3/2010 Russell et al.
 D614,491 S 4/2010 Rhoad
 D617,100 S 6/2010 Langes-Swarovski
 D618,089 S 6/2010 L'Hoste et al.
 D619,703 S 7/2010 Johnson et al.
 D634,622 S 3/2011 Bone et al.
 D637,486 S 5/2011 Andrew
 D646,567 S 10/2011 Graham et al.
 D648,139 S 11/2011 Lee
 D649,042 S 11/2011 Graham et al.
 D649,066 S * 11/2011 Arinsmier et al. D9/697

D650,668 S 12/2011 Graham et al.
 D653,108 S 1/2012 Graham et al.
 D654,789 S 2/2012 DuVal
 D661,180 S 6/2012 Marcinkowski et al.
 D666,091 S 8/2012 Klopp et al.
 D666,907 S 9/2012 Dowden et al.
 D676,333 S * 2/2013 Fracasso D9/697
 D678,054 S 3/2013 Powers et al.
 D678,764 S 3/2013 Powers et al.
 D699,121 S * 2/2014 Sims et al. D9/697
 D705,661 S * 5/2014 Marotti et al. D9/522
 D712,747 S * 9/2014 Marotti et al. D9/542
 D715,141 S * 10/2014 Markle et al. D9/434
 D720,993 S * 1/2015 Marotti et al. D9/572

OTHER PUBLICATIONS

Dexigner.pdf, Downloaded From Internet Jun. 18, 2013.
 Free template.pdf, Downloaded From Internet Jun. 18, 2013.
 Portable-12V ali express.pdf, Downloaded From Internet Jun. 18, 2013.
 Replacement ombre Cindy Crawford 2010.pdf, Downloaded from Internet Jun. 18, 2013.
 Ultralife_9.pdf, Downloaded From Internet Jun. 18, 2013.

* cited by examiner

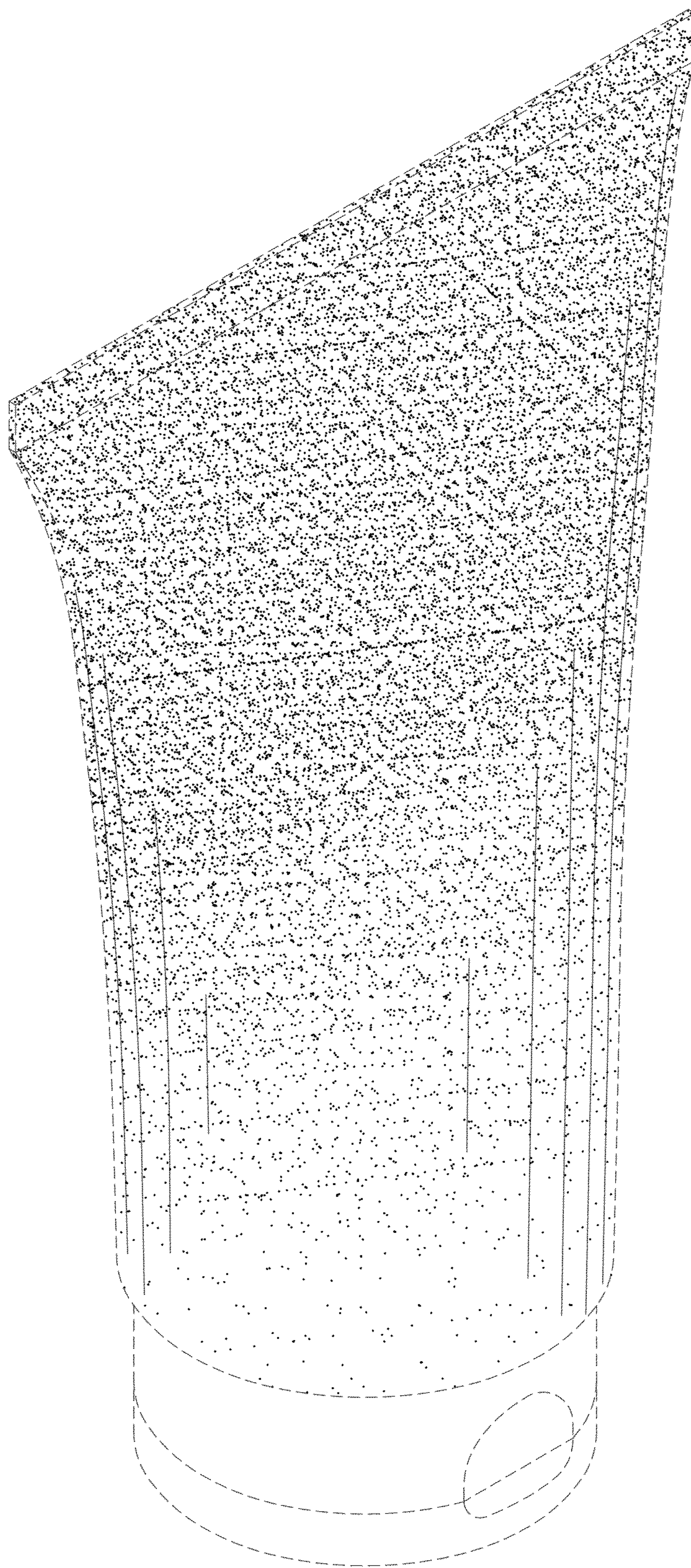


FIG. 1

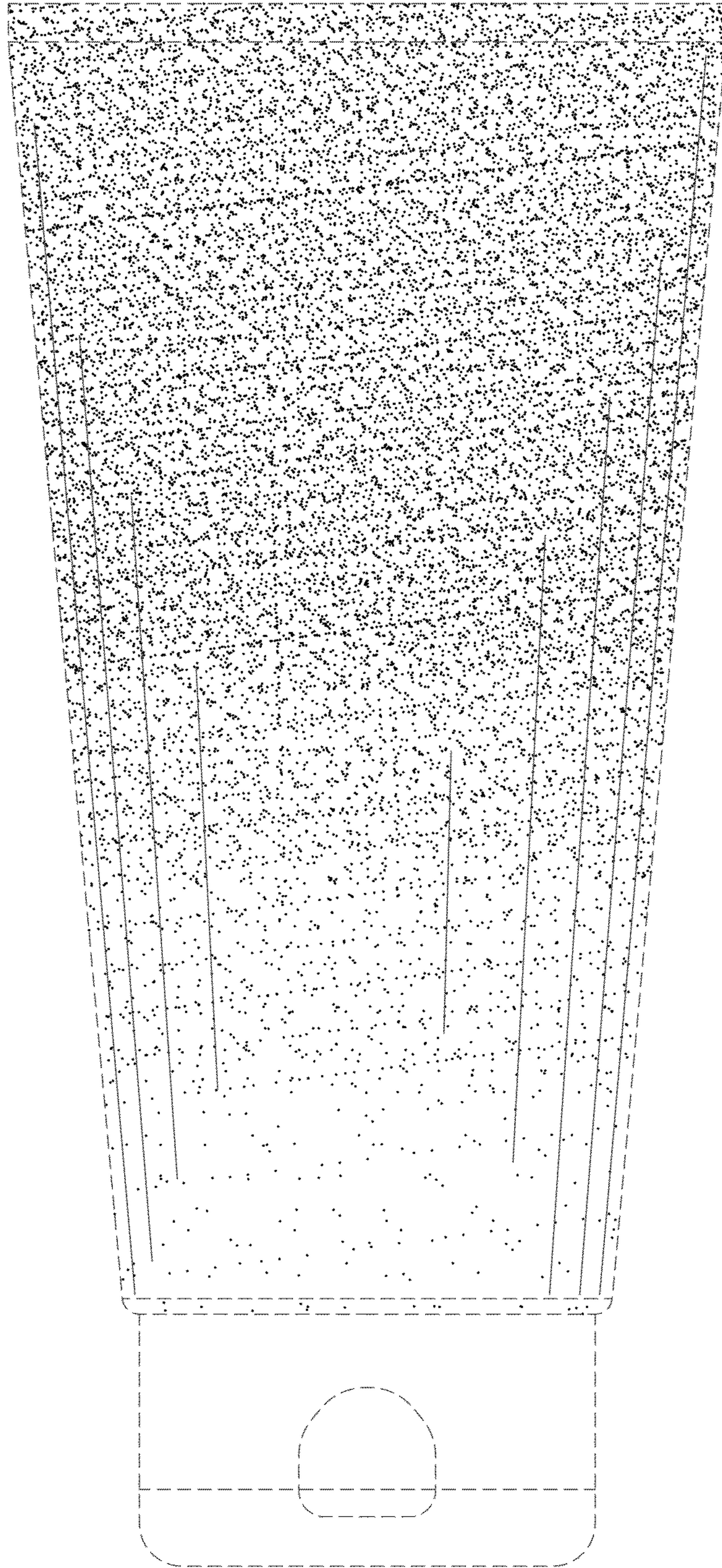


FIG. 2

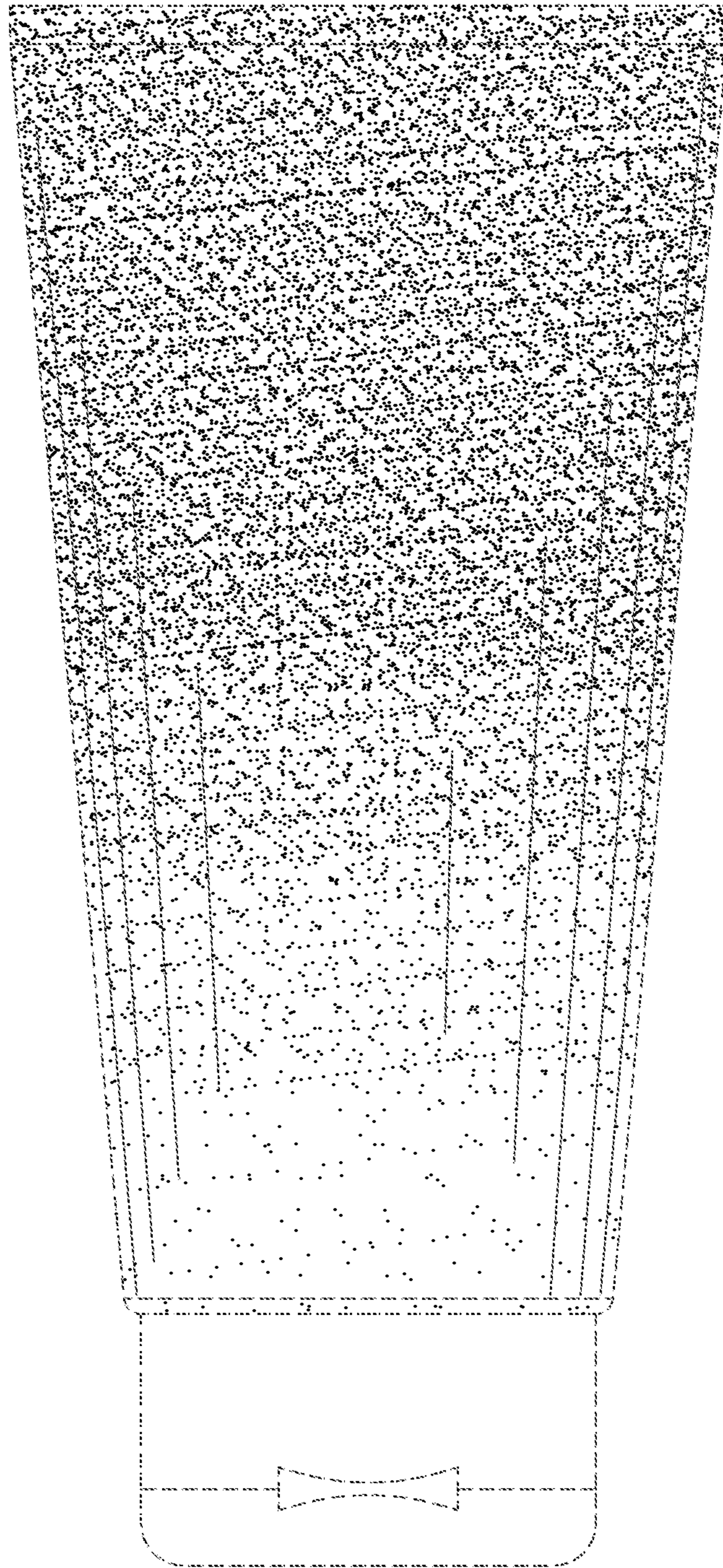


FIG. 3




FIG. 4




FIG. 5

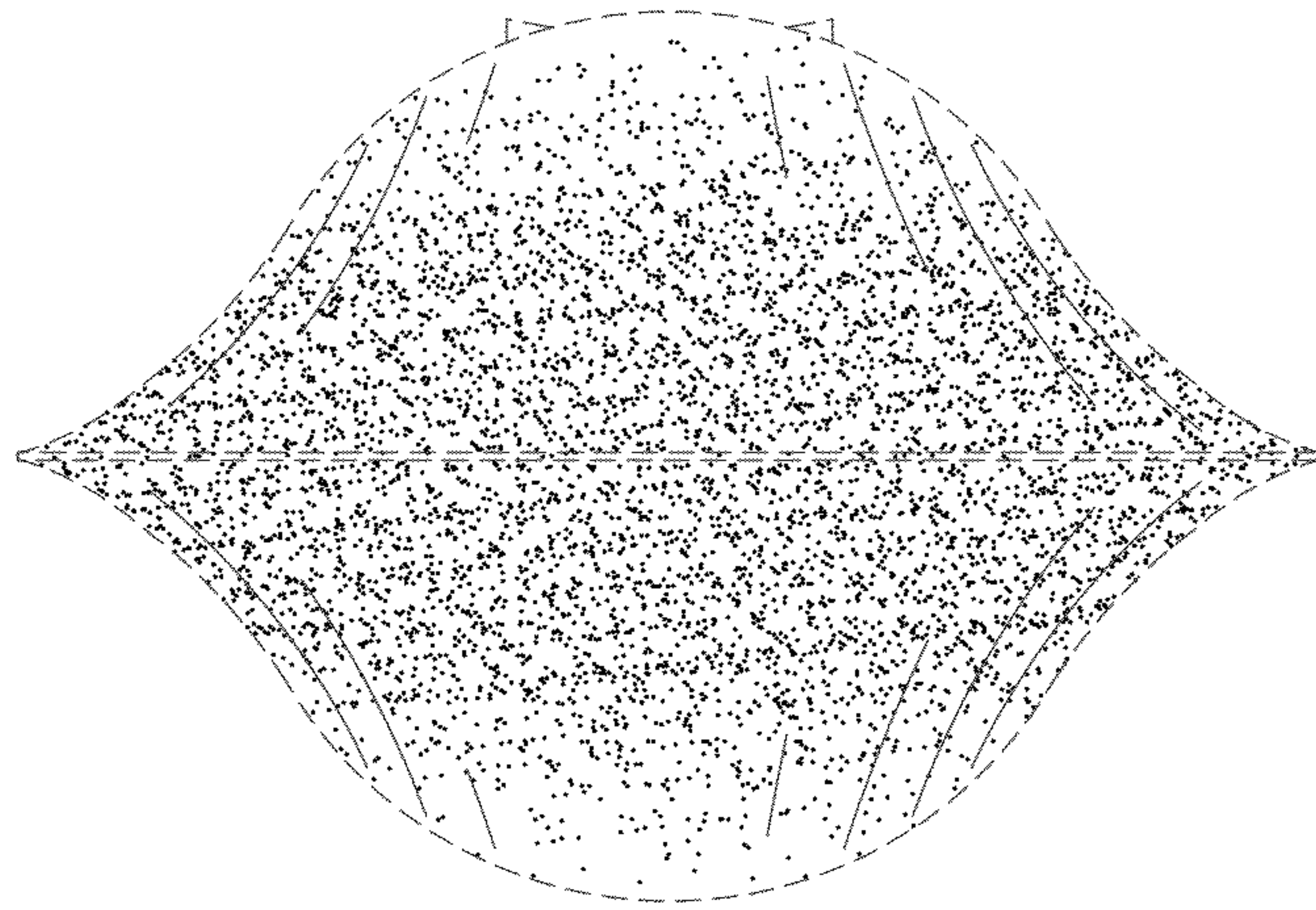


FIG. 6

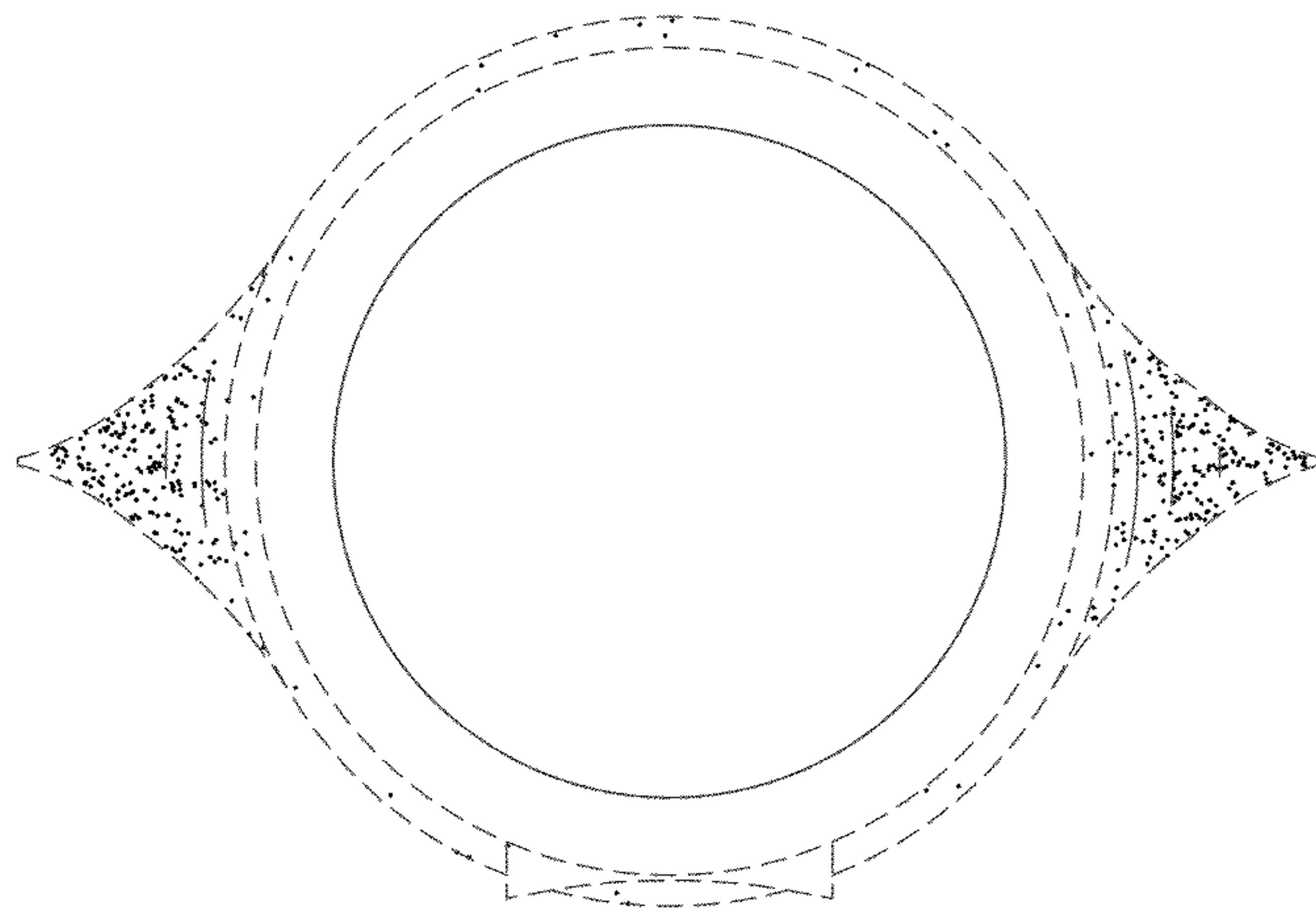


FIG. 7