



US00D736069S

(12) **United States Design Patent**
Gilbert et al.

(10) **Patent No.:** **US D736,069 S**

(45) **Date of Patent:** **** Aug. 11, 2015**

- (54) **MOUNTING POST FOR BATHROOM, KITCHEN OR LAUNDRY ACCESSORY**
- (71) Applicant: **Moen Incorporated**, North Olmstead, OH (US)
- (72) Inventors: **Christopher Jon Gilbert**, Moreland Hills, OH (US); **Andrew James McMillan**, Cleveland, OH (US); **Cole Connelly Jacob Mishler**, Cleveland, OH (US)
- (73) Assignee: **Moen Incorporated**, North Olmstead, OH (US)
- (**) Term: **14 Years**
- (21) Appl. No.: **29/484,853**
- (22) Filed: **Mar. 13, 2014**
- (51) **LOC (10) Cl.** **08-05**
- (52) **U.S. Cl.**
USPC **D8/363**
- (58) **Field of Classification Search**
USPC D8/19, 44, 383, 374, 300, 303, 308, D8/313, 314, 363, 381, 380, 373, 394, 395, D8/396; 24/136 K, 130, 136 R; 42/50; 5/205, 224; 403/314; 248/328; D13/133; D22/108; D19/1; D30/119; D6/540, 546, 554, 550; D23/238; D9/686, 687
CPC ... A47H 1/022; A47H 1/102; A47H 2201/02; A47H 13/00; A47H 1/02; A47H 1/122; A47H 1/142; A47H 2001/0205; E04F 13/0803
See application file for complete search history.

D163,444 S	5/1951	Crook	
D191,781 S	11/1961	Latham	
D256,865 S *	9/1980	Crowe	D6/550
D327,196 S	6/1992	Crook et al.	
D388,644 S	1/1998	Chen	
D416,419 S	11/1999	Chen	
D417,605 S *	12/1999	Sartini et al.	D8/363
D452,402 S *	12/2001	Chen	D6/550
D454,459 S	3/2002	Meck et al.	
D463,937 S	10/2002	Lee Wang	
D466,736 S	12/2002	Ouyoung	
D488,539 S	4/2004	McKeone	
D492,151 S	6/2004	Chen	
D516,675 S	3/2006	Kakahana	

(Continued)

Primary Examiner — Robert M Spear
Assistant Examiner — Eliza Bennett-Hattan
 (74) *Attorney, Agent, or Firm* — Calfee, Halter & Griswold LLP

(57) **CLAIM**

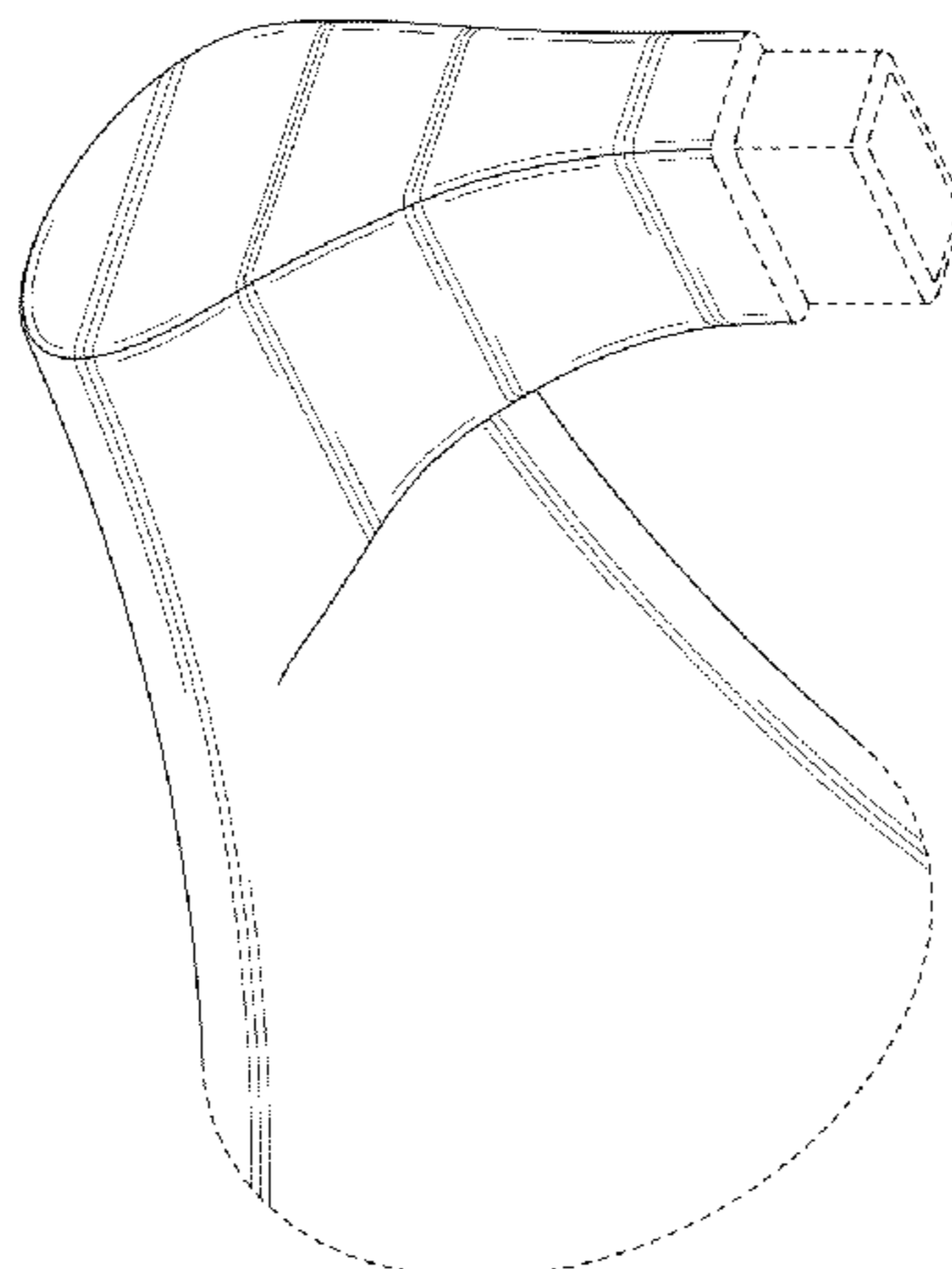
The ornamental design for an mounting post for bathroom, kitchen or laundry accessory, as shown and described.

DESCRIPTION

FIG. 1 is a perspective view of an mounting post for bathroom, kitchen or laundry accessory of the new design; FIG. 2 is a front elevational view of the mounting post for bathroom, kitchen or laundry accessory of FIG. 1; FIG. 3 is a rear elevational view of the mounting post for bathroom, kitchen or laundry accessory of FIG. 1; FIG. 4 is a left side elevational view of the mounting post for bathroom, kitchen or laundry accessory of FIG. 1; FIG. 5 is a right side elevational view of the mounting post for bathroom, kitchen or laundry accessory of FIG. 1; and, FIG. 6 is a top plan view of the mounting post for bathroom, kitchen or laundry accessory of FIG. 1, the bottom plan view being a mirror image thereof.
 The portions of the Figures shown in broken lines are not part of the claimed design and are for illustration only.

1 Claim, 3 Drawing Sheets

- (56) **References Cited**
U.S. PATENT DOCUMENTS
D84,673 S 7/1931 Baker
D146,078 S 12/1946 Gerity, Jr.
D150,771 S 8/1948 Iskyan



(56)

References Cited

U.S. PATENT DOCUMENTS

D519,766 S	5/2006	Gilbert	
D521,353 S *	5/2006	Gilbert	D8/308
D557,049 S	12/2007	Sedwick et al.	
D567,517 S	4/2008	Massaud	
D569,670 S *	5/2008	Chen	D6/550
D591,835 S	5/2009	Williams	
D596,887 S	7/2009	Sedwick	
D608,124 S	1/2010	Sedwick	
D610,021 S *	2/2010	Kinoshita et al.	D9/686
D624,160 S	9/2010	Wang	
D631,137 S	1/2011	Ke et al.	
D640,353 S	6/2011	Gao et al.	
D651,068 S *	12/2011	Kang	D8/363
D654,742 S	2/2012	Slothower et al.	
D656,005 S *	3/2012	Affonso	D8/380
D656,585 S *	3/2012	McKeone	D23/238
D660,687 S *	5/2012	Fritz et al.	D8/363
D660,716 S *	5/2012	Dombrowski et al.	D9/686
D662,832 S *	7/2012	Dombrowski et al.	D9/686
D666,040 S	8/2012	Sedwick	
D668,490 S	10/2012	Yoo	
D674,051 S	1/2013	Uhl	
D676,931 S	2/2013	Berger	
D676,937 S	2/2013	Romero et al.	
D681,166 S *	4/2013	Romero et al.	D23/238
D683,432 S	5/2013	Berger	
8,439,075 B2	5/2013	Lin	
D685,882 S	7/2013	Garland	

* cited by examiner

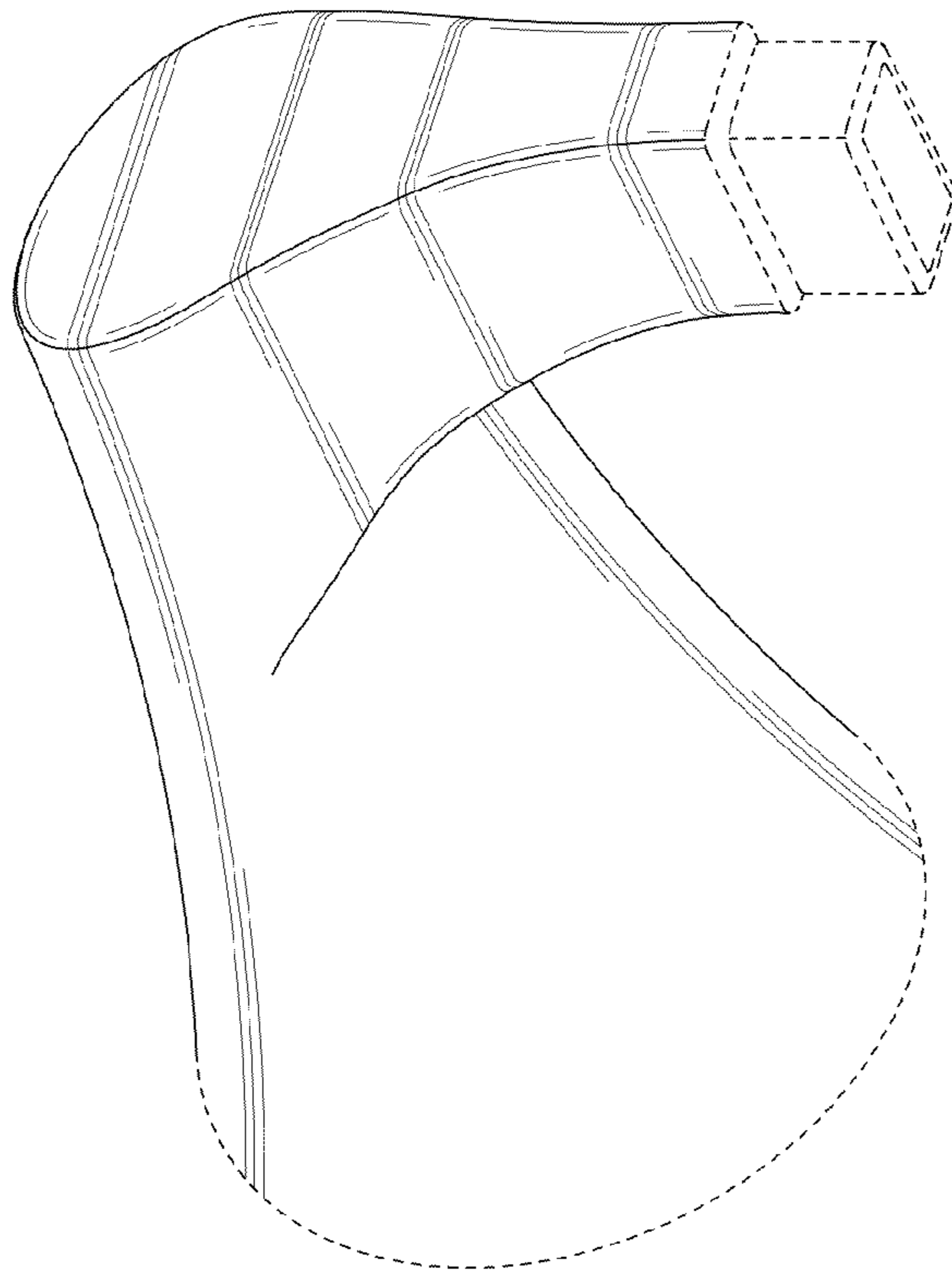


FIG. 1

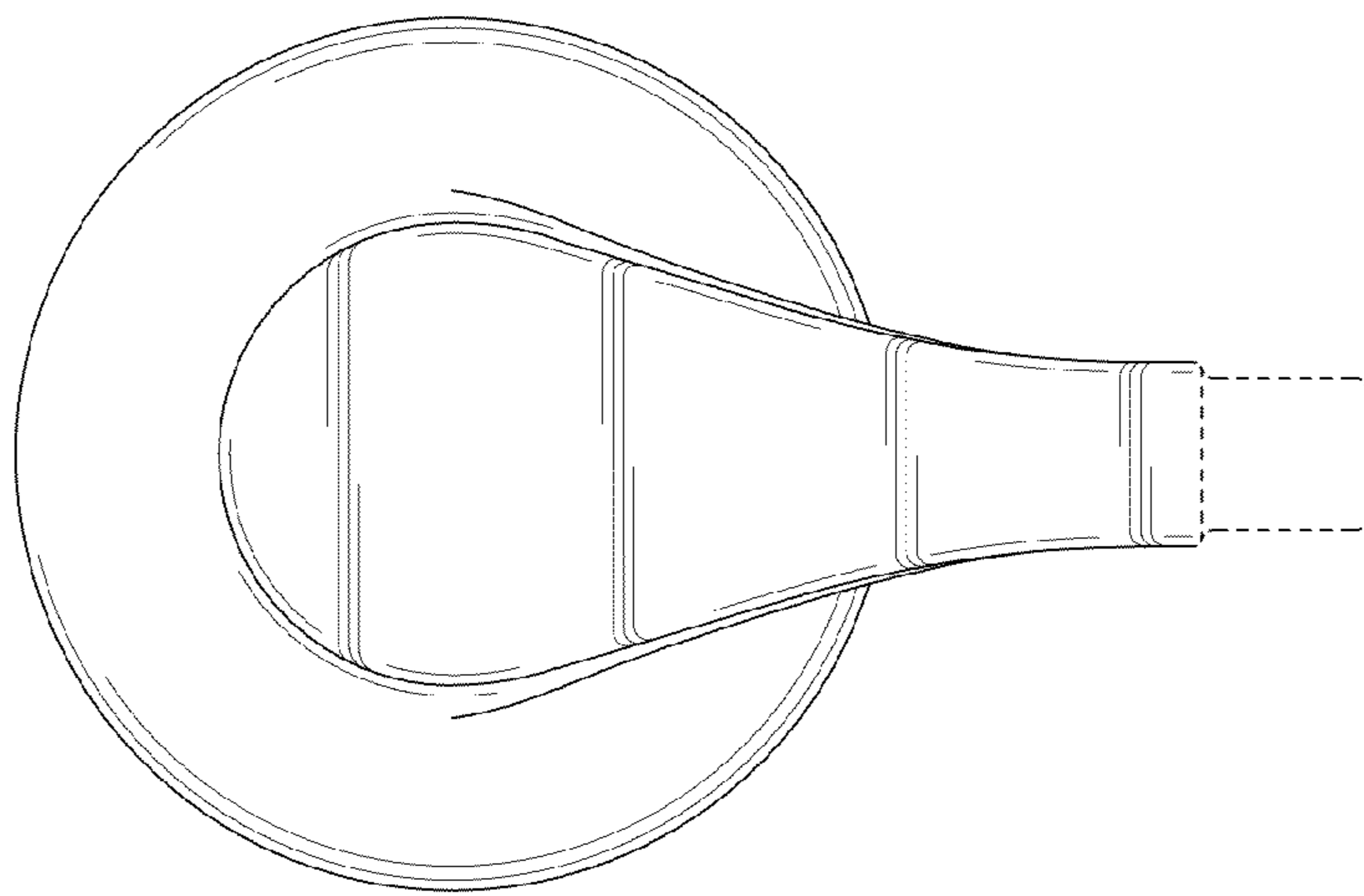


FIG. 2

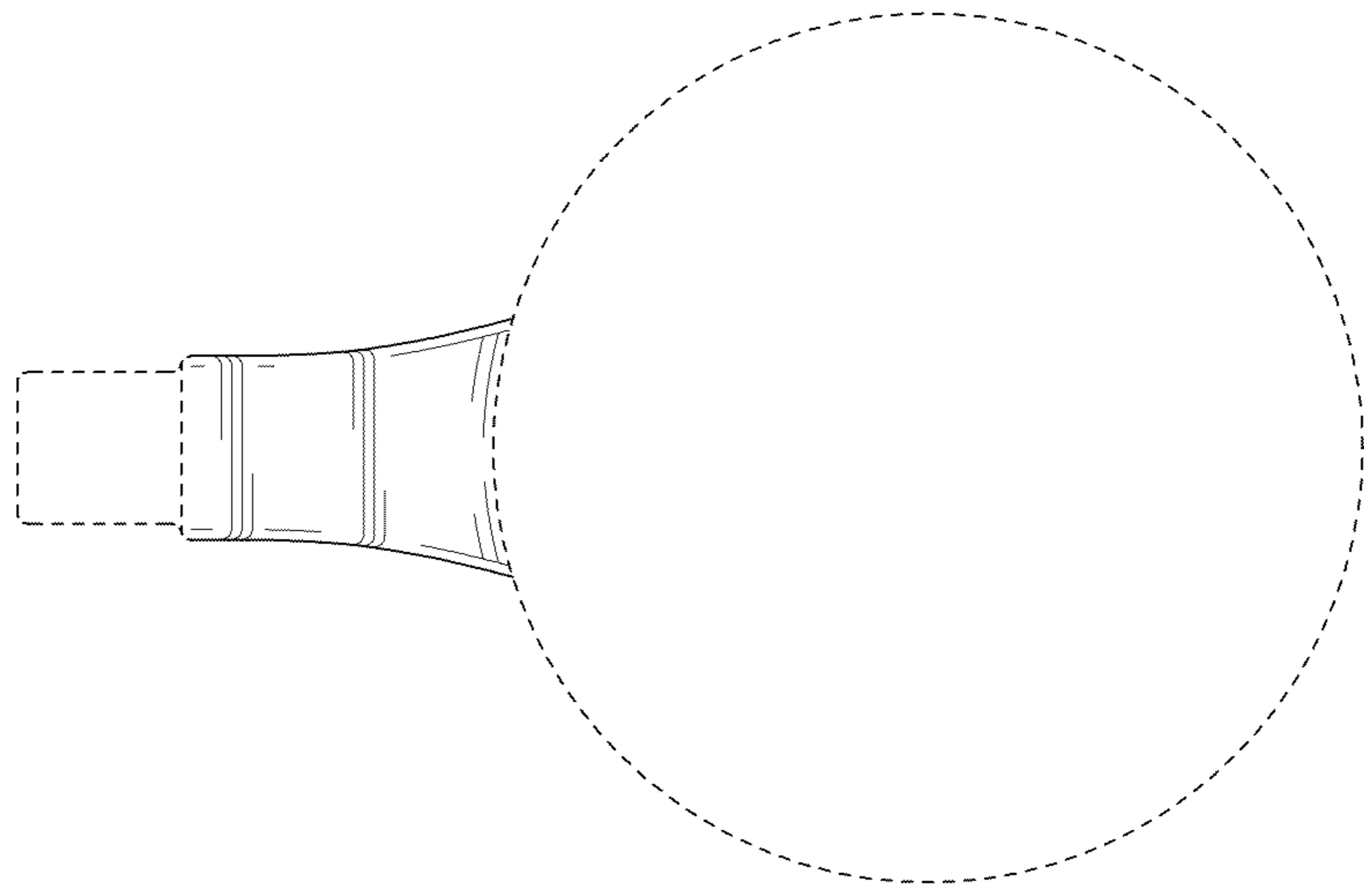


FIG. 3

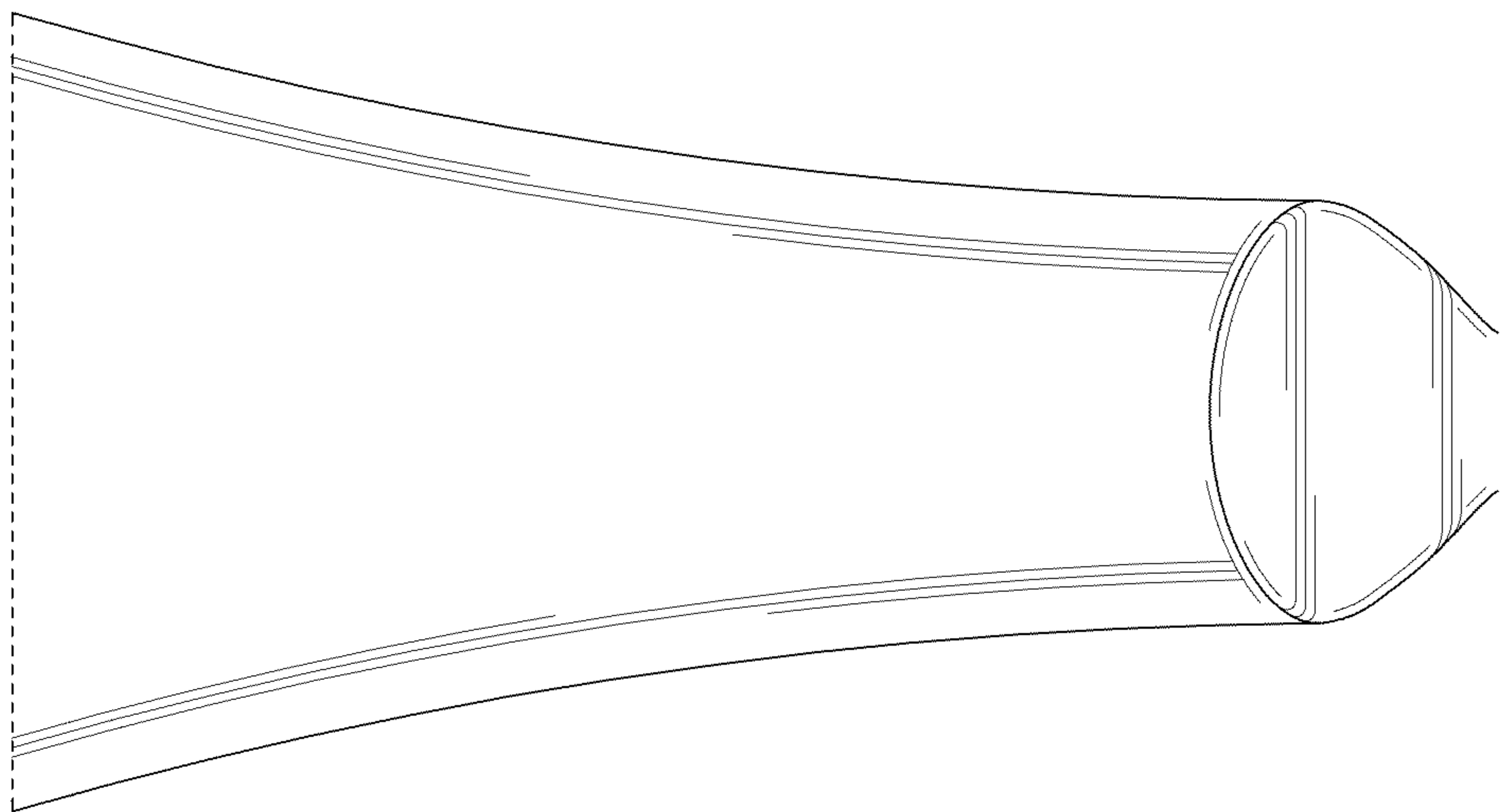


FIG. 4

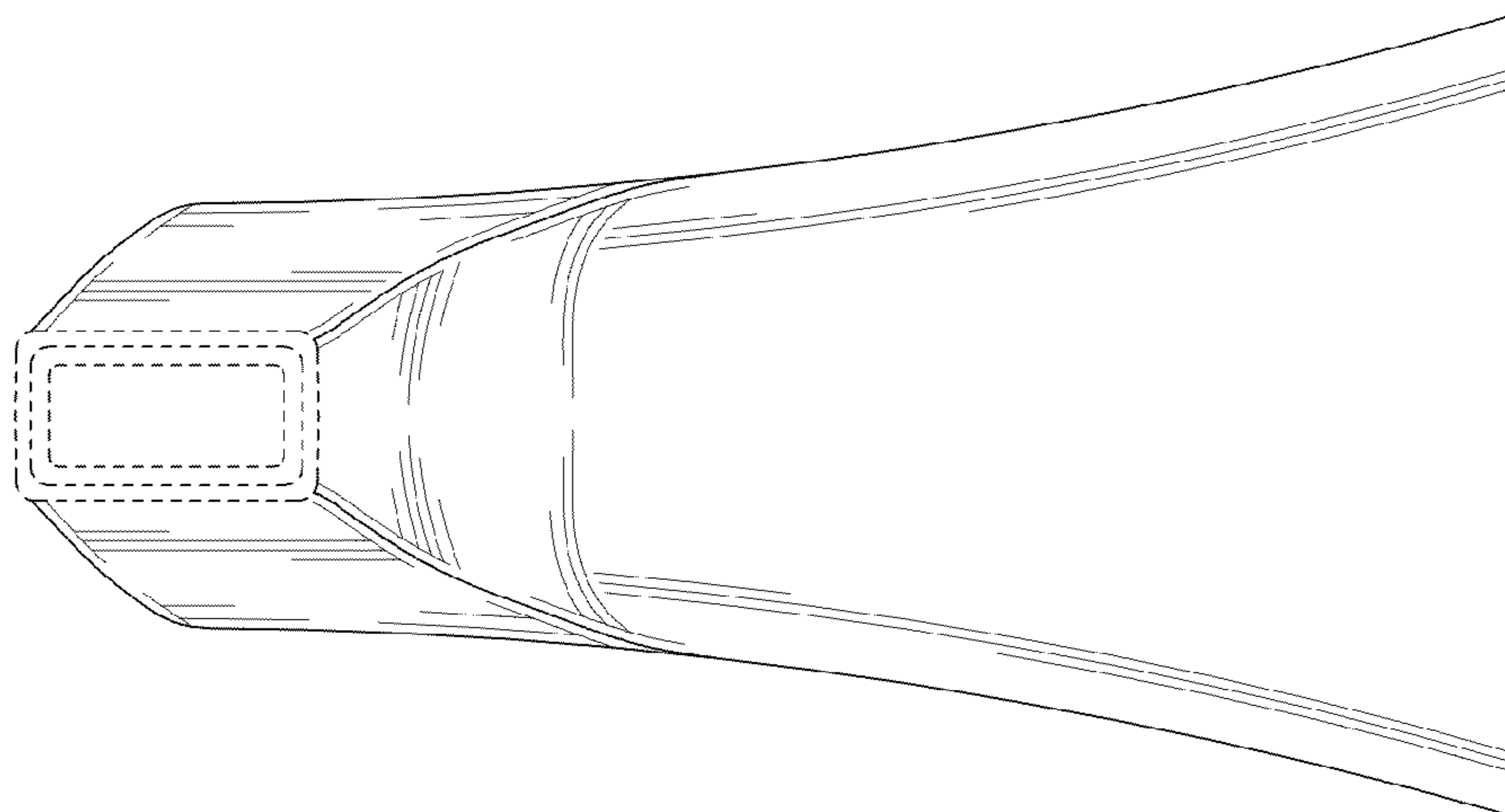


FIG. 5

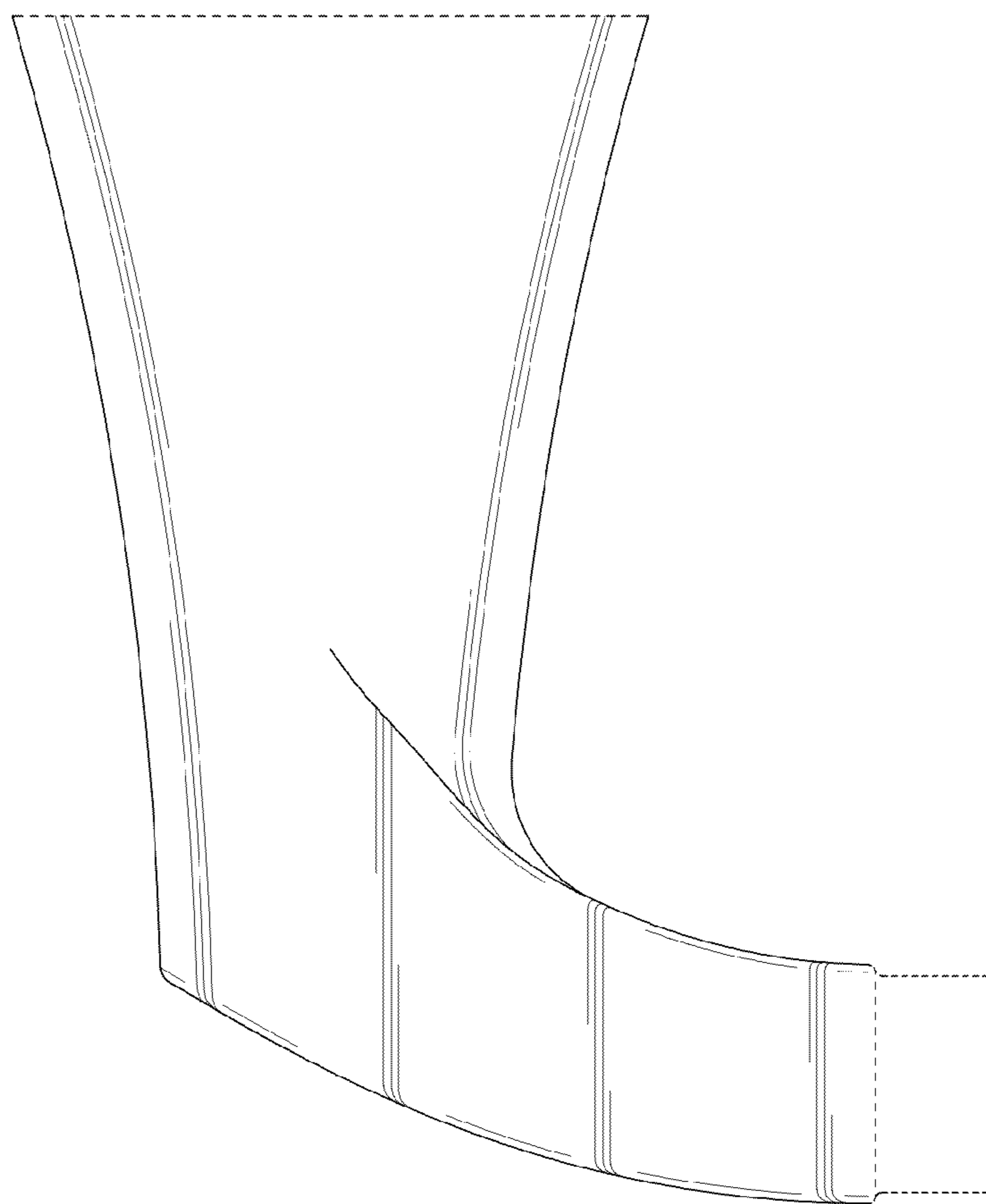


FIG. 6