



US00D736037S

(12) **United States Design Patent**
Hartley

(10) **Patent No.:** **US D736,037 S**

(45) **Date of Patent:** **** Aug. 11, 2015**

(54) **FOOD CONTAINER**

(71) Applicant: **William Hartley**, San Francisco, CA
(US)

(72) Inventor: **William Hartley**, San Francisco, CA
(US)

(**) Term: **14 Years**

(21) Appl. No.: **29/471,475**

(22) Filed: **Oct. 31, 2013**

(51) **LOC (10) Cl.** **07-07**

(52) **U.S. Cl.**
USPC **D7/629**; D7/608

(58) **Field of Classification Search**
USPC D7/602, 629, 630, 608, 510, 511;
220/780-806, 326, 236, 4.21-4.27,
220/592.2, 915.1, 915.2; 215/12.1, 12.2,
215/13.1, 6
CPC A47J 41/00; A47J 41/02; A47J 47/02;
B65D 43/02; B65D 1/26
See application file for complete search history.

(56) **References Cited**

U.S. PATENT DOCUMENTS

3,095,109	A	6/1963	Exton	
3,413,128	A	11/1968	Steinbarth et al.	
4,635,291	A	1/1987	Barton	
5,960,973	A	10/1999	Markson	
6,332,557	B1 *	12/2001	Moran	220/592.16
6,412,526	B2	7/2002	Castillo	
D518,380	S *	4/2006	Moran	D9/502

D526,565	S	8/2006	Griffin et al.	
D553,914	S *	10/2007	Wahl	D7/608
D569,195	S *	5/2008	Kim	D7/608
D572,981	S *	7/2008	Carreno	D7/608
D583,200	S *	12/2008	Moran	D7/709
D643,284	S	8/2011	Zomorodi et al.	
D643,285	S	8/2011	Zomorodi et al.	
D643,286	S	8/2011	Zomorodi et al.	
D648,629	S	11/2011	Zomorodi et al.	
D672,236	S	12/2012	Zomorodi et al.	
2002/0092855	A1 *	7/2002	Moran	220/603
2005/0118309	A1	6/2005	Beckman	
2006/0054583	A1	3/2006	Barbagli	
2010/0059533	A1	3/2010	Unger et al.	
2012/0234843	A1	9/2012	Zaporski et al.	

* cited by examiner

Primary Examiner — Terry Wallace

(74) *Attorney, Agent, or Firm* — Sideman & Bancroft, LLP;
Guy W. Chambers

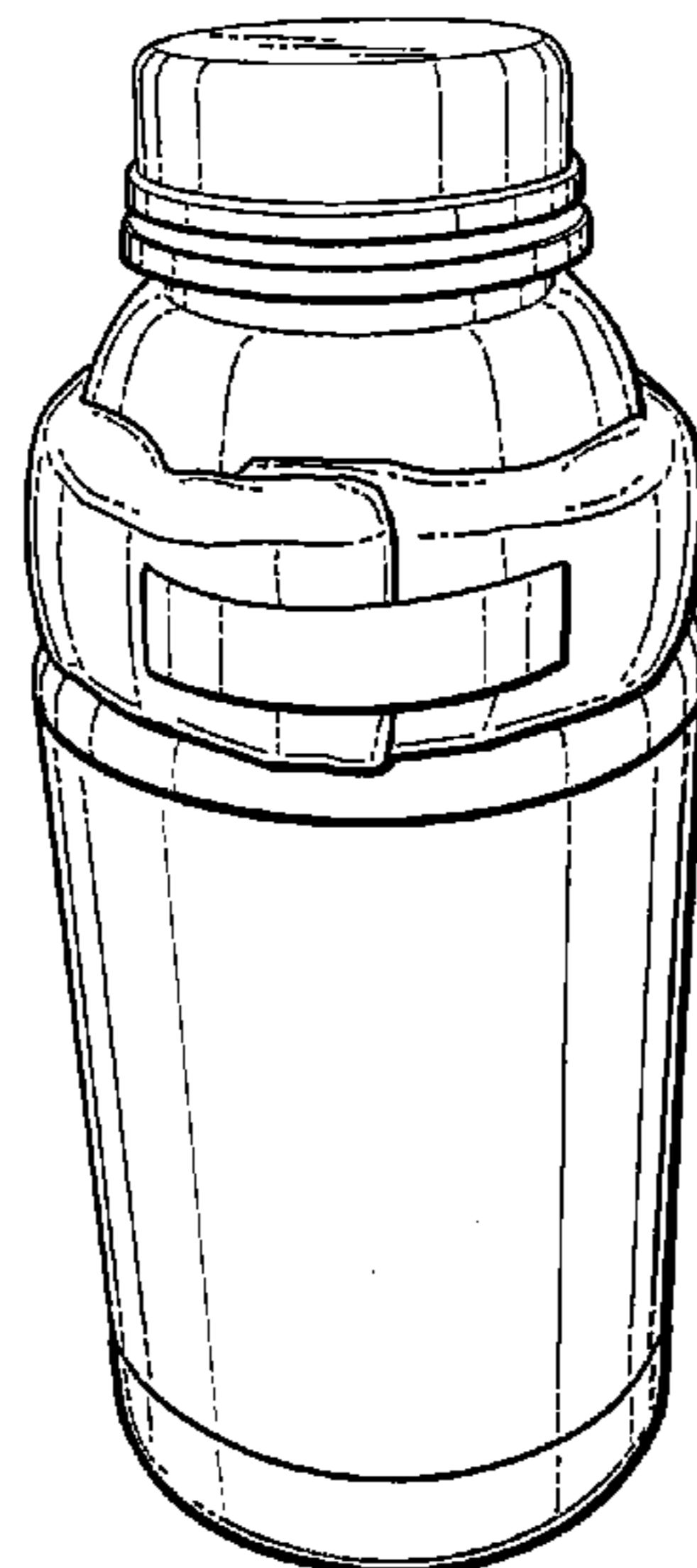
(57) **CLAIM**

The ornamental design for a food container, as shown and described.

DESCRIPTION

FIG. 1 is a perspective view of a food container showing my new design.
FIG. 2 is a top plan view thereof;
FIG. 3 is a front view thereof;
FIG. 4 is a right side view thereof;
FIG. 5 is a rear view thereof;
FIG. 6 is left side view thereof; and,
FIG. 7 is a bottom plan view thereof.

1 Claim, 2 Drawing Sheets



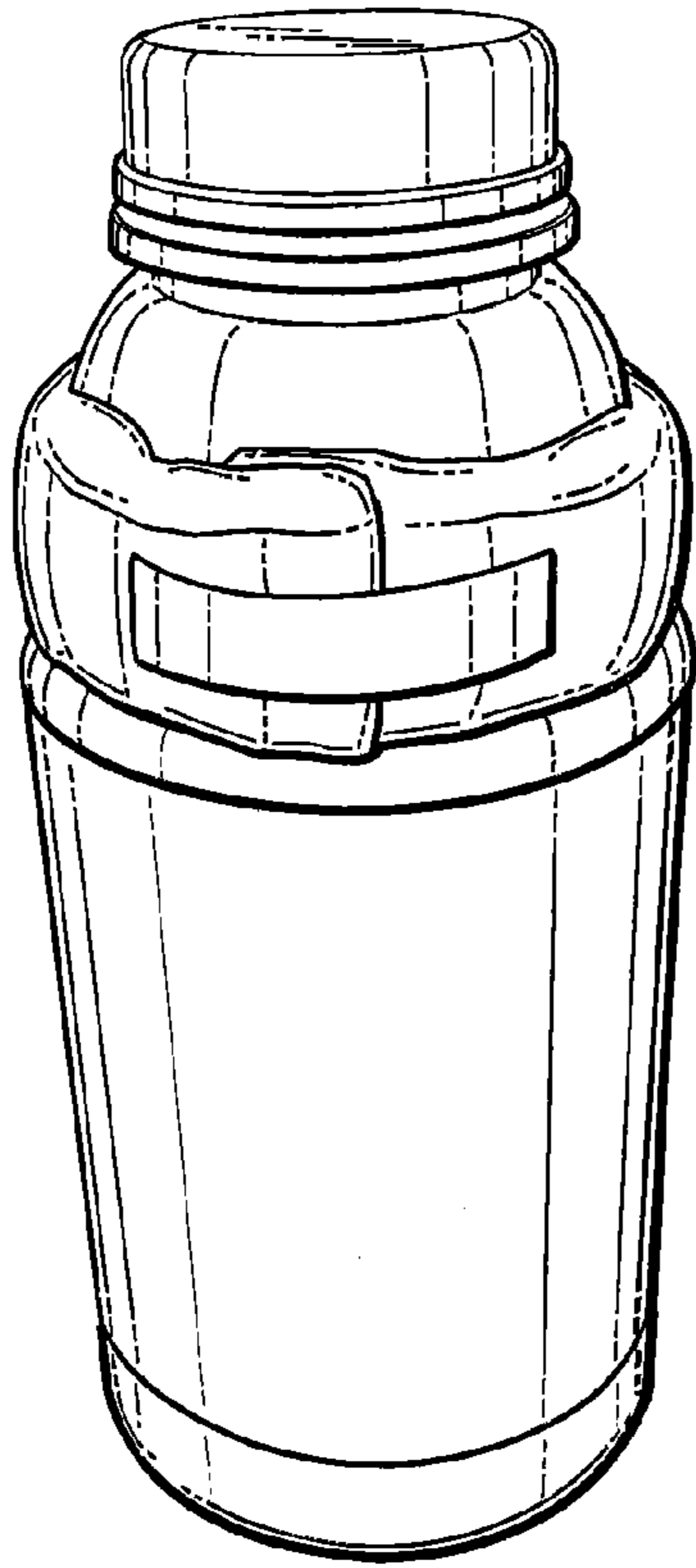


FIG. 1

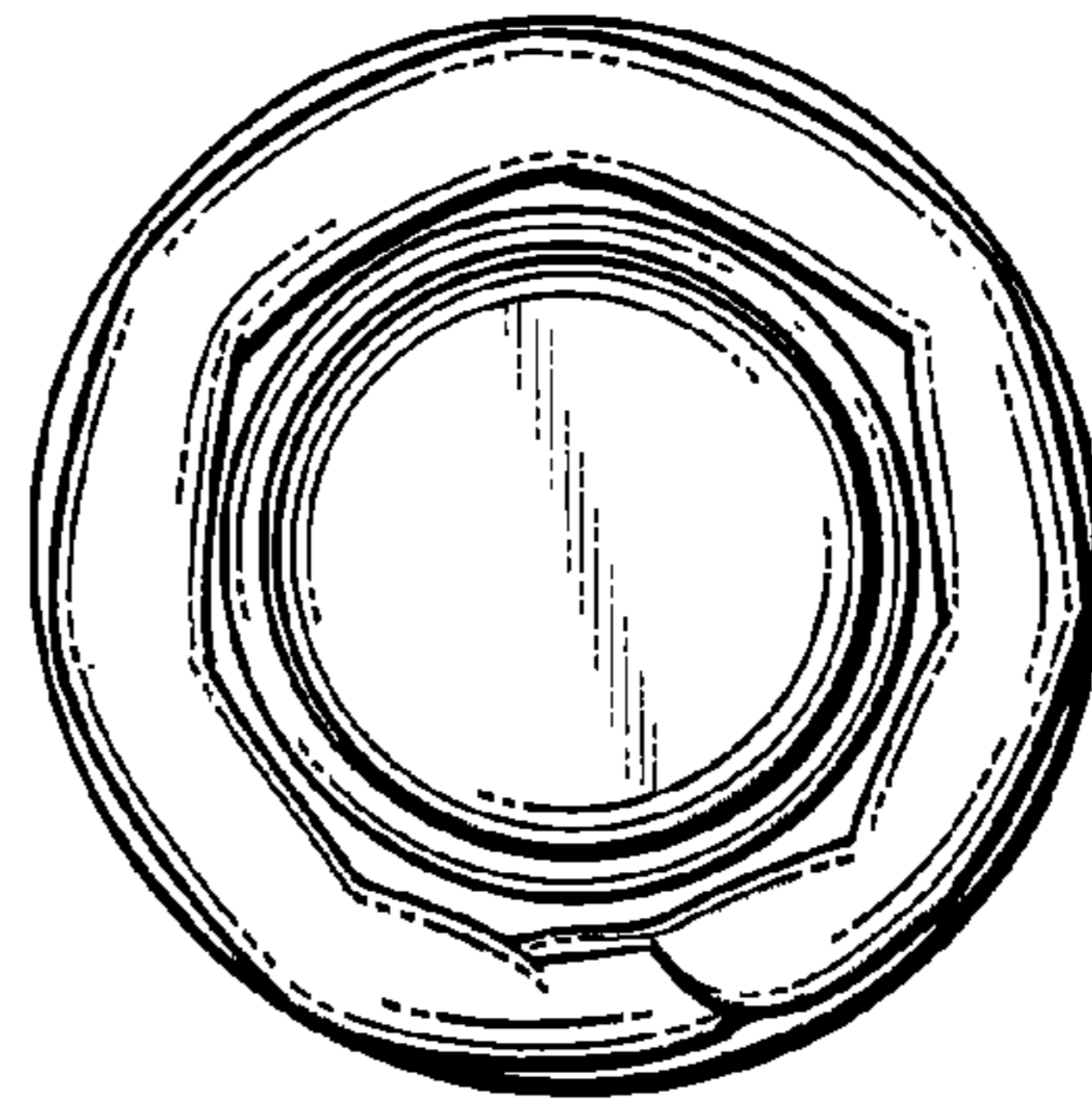


FIG. 2




FIG. 3




FIG. 4




FIG. 5




FIG. 6

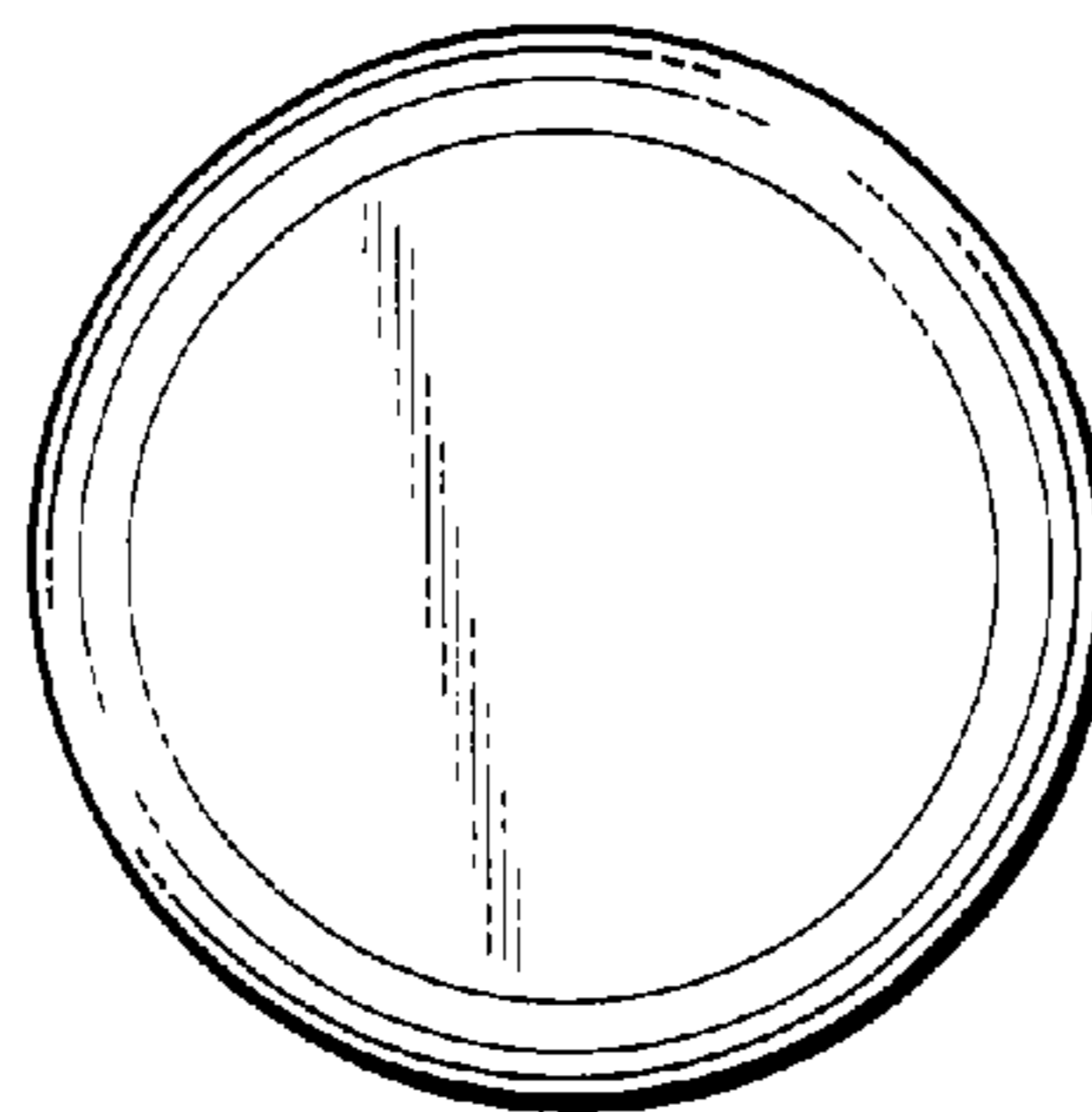


FIG. 7