



US00D736032S

(12) **United States Design Patent**  
**Munari**

(10) **Patent No.:** **US D736,032 S**

(45) **Date of Patent:** **\*\* Aug. 11, 2015**

(54) **COOKWARE HANDLE**

(71) Applicant: **LA TERMOPLASTIC F.B.M. S.R.L.**,  
Arsago Seprio (VA) (IT)

(72) Inventor: **Marco Munari**, Cardano al Campo (IT)

(73) Assignee: **LA TERMOPLASTIC F.B.M. S.R.L.**,  
Arsago Seprio (VA) (IT)

(\*\*) Term: **14 Years**

(21) Appl. No.: **29/497,880**

(22) Filed: **Jul. 29, 2014**

(30) **Foreign Application Priority Data**

Jan. 30, 2014 (EM) ..... 002395426-0001

(51) **LOC (10) Cl.** ..... **07-02**

(52) **U.S. Cl.**  
USPC ..... **D7/395**

(58) **Field of Classification Search**

USPC ..... D7/354-361, 393-395, 401.2, 664;  
D8/107, 300, 303, 307, 313, 321;  
D4/138, 129; 16/421, 430, 431, 110.1,  
16/407; 220/573.1-573.5, 752, 753, 755,  
220/756, 759, 767, 771, 912  
CPC ..... A47J 45/06; A47J 45/061; A47J 45/62;  
A47J 45/08; A47J 45/085; A47J 45/071;  
A47J 45/072; B65D 25/2802; B65D 25/2882;  
B65D 25/2885; B65D 25/2888; B65D  
25/2894; Y10S 220/912

See application file for complete search history.

(56) **References Cited**

U.S. PATENT DOCUMENTS

|              |        |           |       |        |
|--------------|--------|-----------|-------|--------|
| D326,980 S * | 6/1992 | Lin       | ..... | D7/395 |
| D525,081 S * | 7/2006 | Munari    | ..... | D7/395 |
| D526,532 S * | 8/2006 | Munari    | ..... | D7/395 |
| D561,525 S * | 2/2008 | Dall'Asta | ..... | D7/395 |
| D596,896 S * | 7/2009 | Munari    | ..... | D7/395 |
| D618,051 S * | 6/2010 | Munari    | ..... | D7/395 |
| D682,025 S * | 5/2013 | Rae       | ..... | D7/395 |
| D699,071 S * | 2/2014 | Munari    | ..... | D7/395 |
| D724,377 S * | 3/2015 | Munari    | ..... | D7/395 |
| D724,378 S * | 3/2015 | Munari    | ..... | D7/395 |

\* cited by examiner

*Primary Examiner* — Cynthia M Chin

(74) *Attorney, Agent, or Firm* — Hedman & Costigan, P.C.;  
James V. Costigan; Kathleen A. Costigan

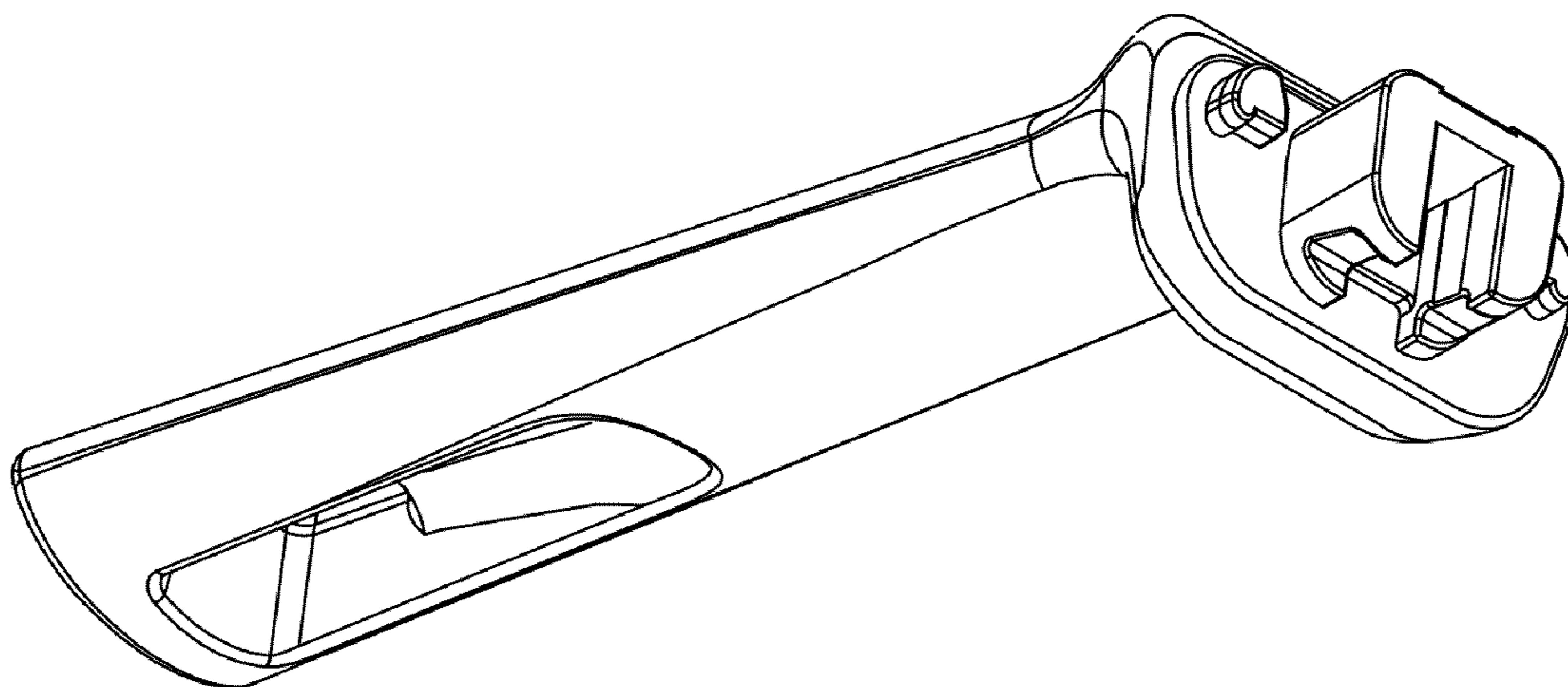
(57) **CLAIM**

I claim the ornamental design for a cookware handle, as shown and described.

**DESCRIPTION**

FIG. 1 is a front, perspective view of a cookware handle according to the present invention;  
FIG. 2 is a front elevational view thereof;  
FIG. 3 is a rear elevational view thereof;  
FIG. 4 is a left side elevational view thereof;  
FIG. 5 is a right side elevational view thereof;  
FIG. 6 is top plan view thereof; and,  
FIG. 7 is a bottom plan view thereof.

**1 Claim, 2 Drawing Sheets**



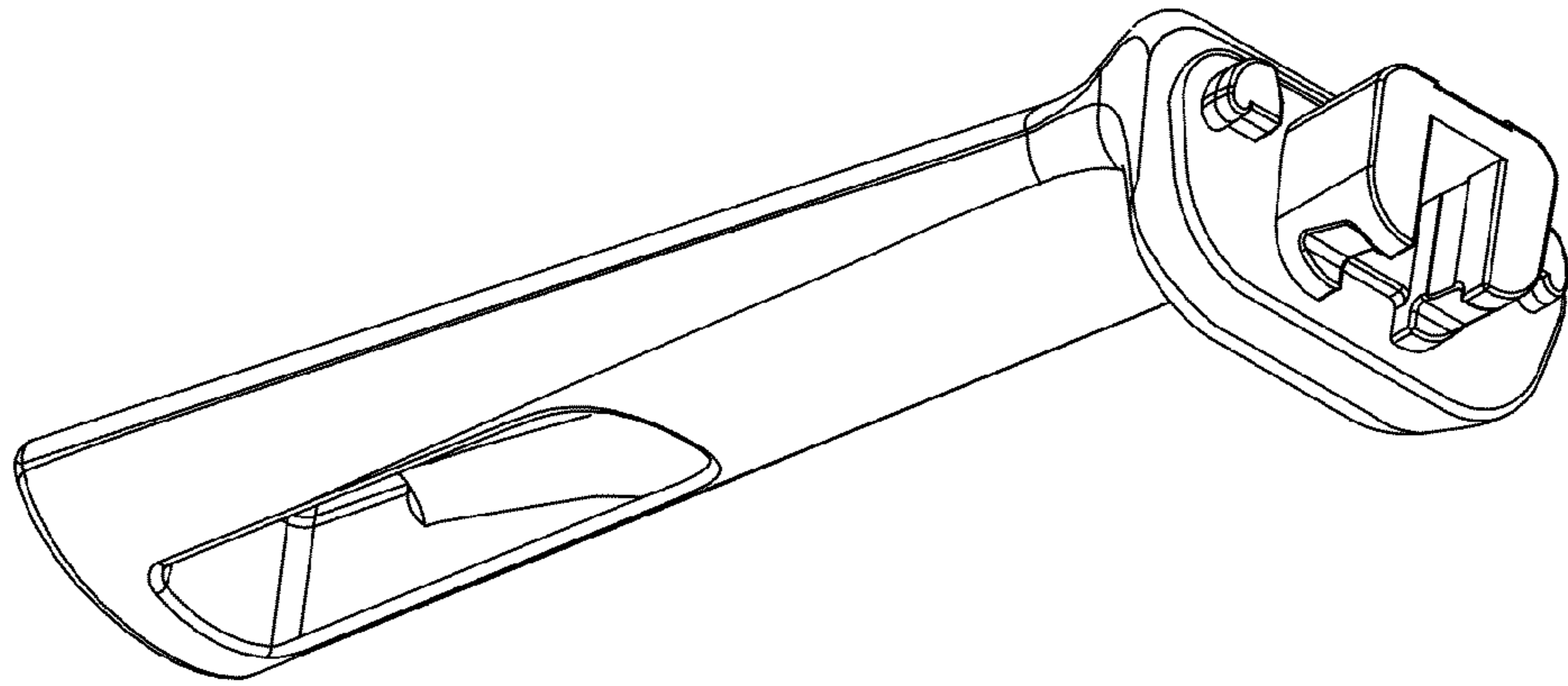


Fig. 1

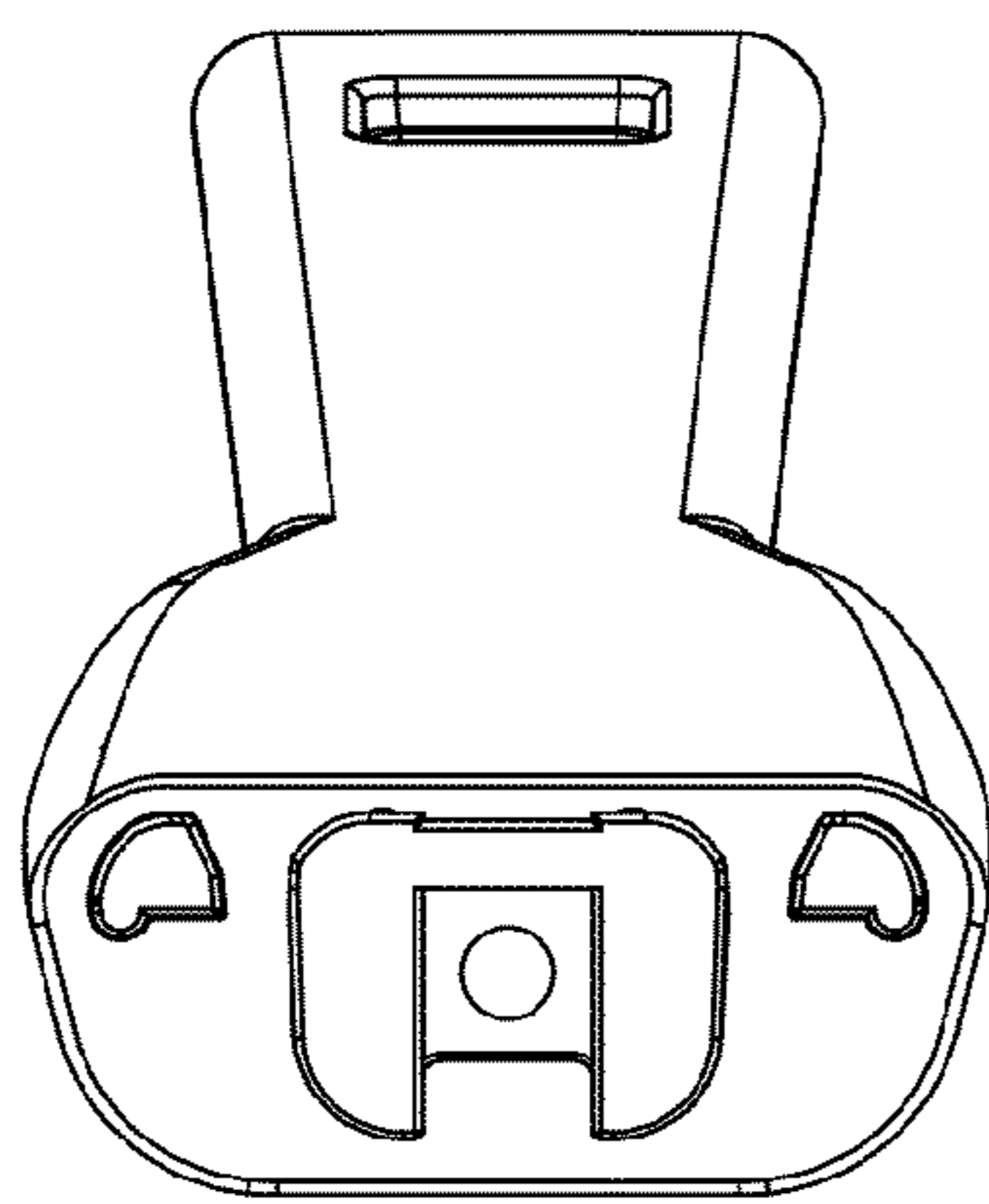


Fig. 2

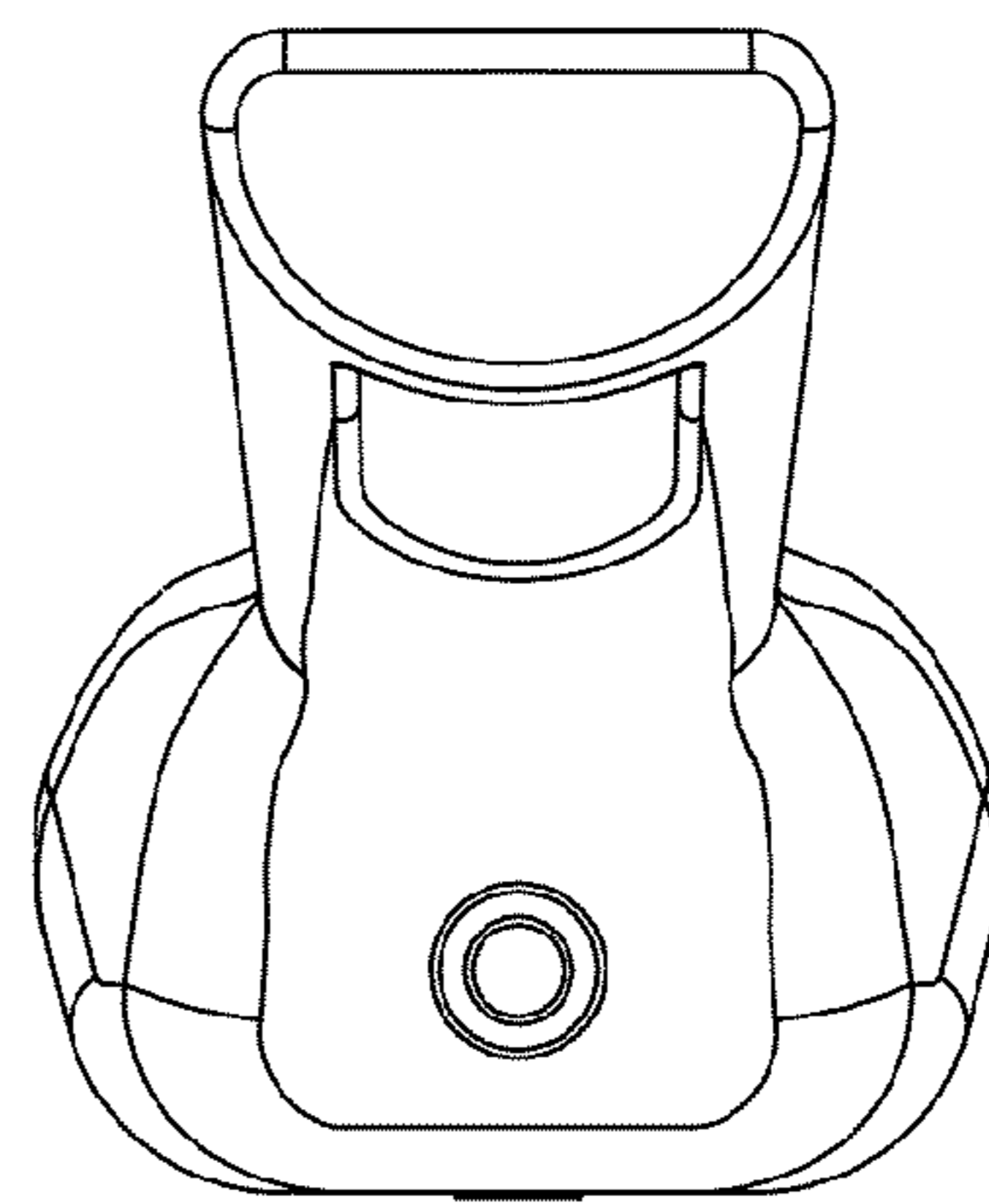


Fig. 3

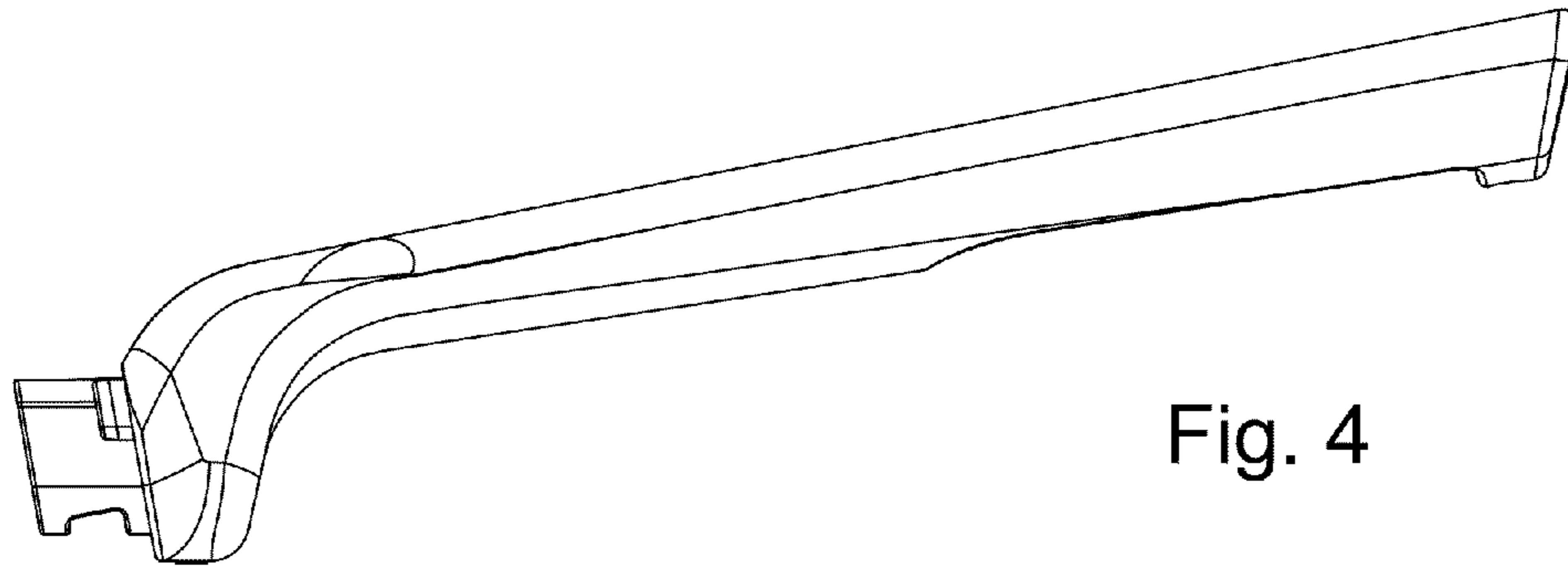


Fig. 4

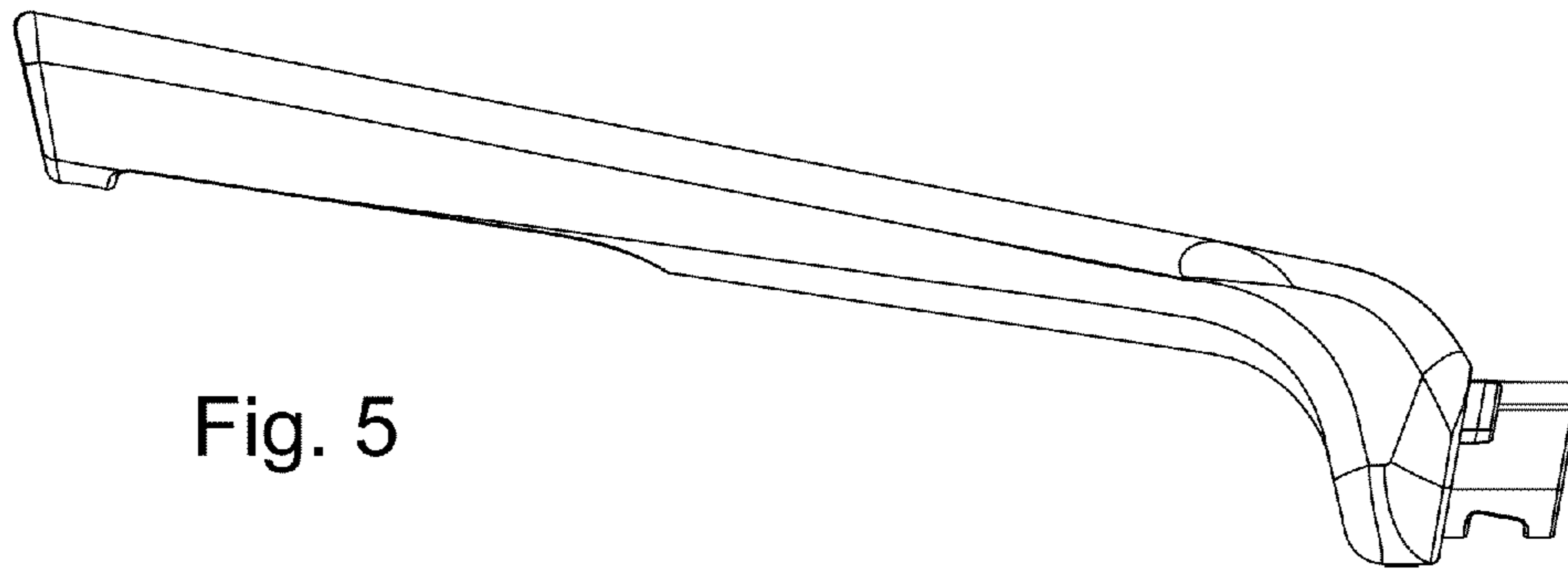


Fig. 5

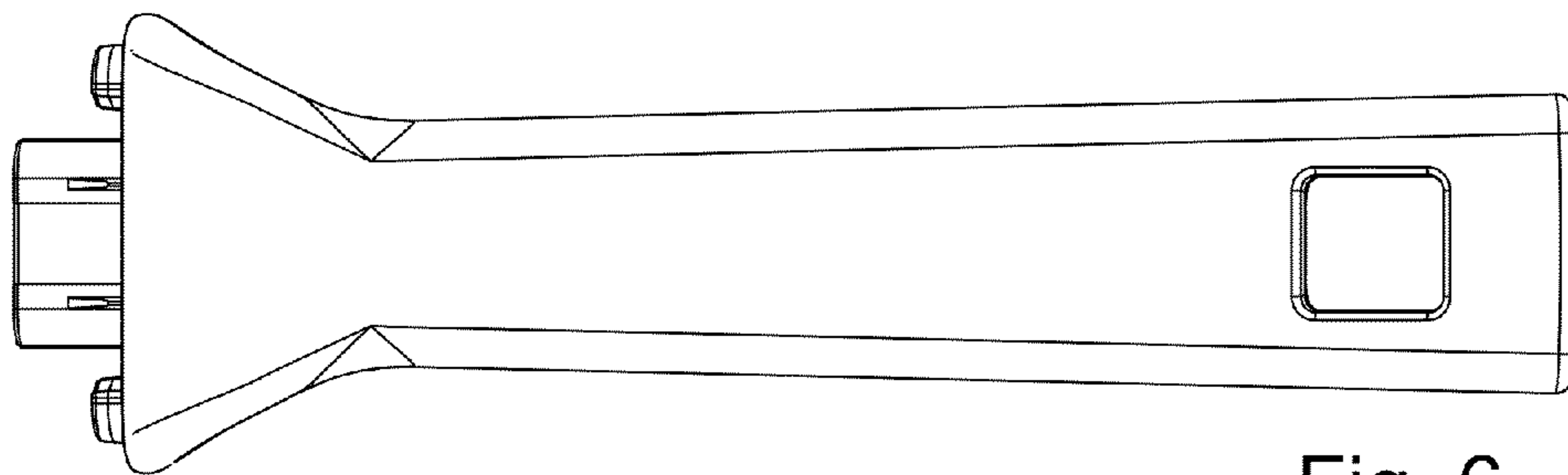


Fig. 6

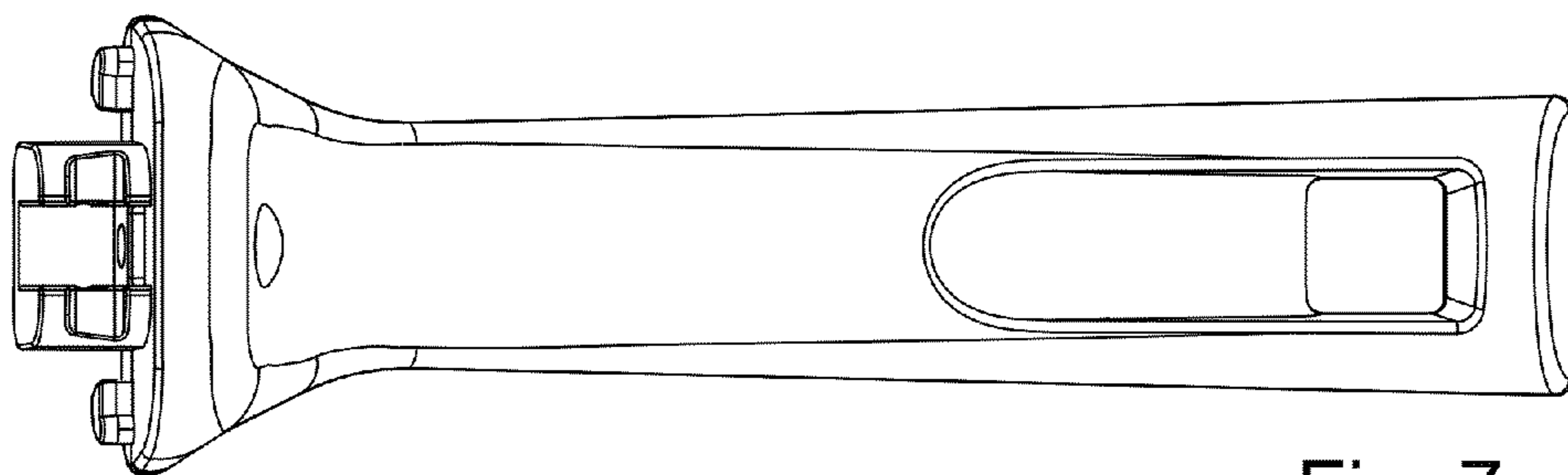


Fig. 7