



US00D735998S

(12) **United States Design Patent**
Booth

(10) **Patent No.:** **US D735,998 S**
(45) **Date of Patent:** **** Aug. 11, 2015**

(54) **TOOTHBRUSH**

(71) Applicant: **Intersurgical AG**, Vaduz (LI)

(72) Inventor: **Christopher Edgerley Booth**, Berkshire (GB)

(73) Assignee: **Intersurgical AG**, Vaduz (LI)

(**) Term: **14 Years**

(21) Appl. No.: **29/444,060**

(22) Filed: **Jan. 25, 2013**

(30) **Foreign Application Priority Data**

Jul. 25, 2012 (EP) 002079046

(51) **LOC (10) Cl.** **04-02**

(52) **U.S. Cl.**
USPC **D4/108; D4/114**

(58) **Field of Classification Search**
USPC 15/167.1, 167.2; 132/308-311; D4/101,
D4/104-112, 114, 115, 138; D24/111;
401/270, 272, 276, 279, 282, 286, 288,
401/289, 291; 433/80, 82, 89-92, 95, 216;
601/162, 165

CPC A46B 11/00; A46B 11/006; A46B 11/001;
A46B 11/06; A46B 11/063; A46B 11/066
See application file for complete search history.

(56) **References Cited**

U.S. PATENT DOCUMENTS

D149,620 S * 5/1948 Darr D4/101
3,273,189 A * 9/1966 Levinson et al. 15/22.1
D274,575 S * 7/1984 Kronner D4/100
D282,319 S * 1/1986 Herzfeld D4/115
D513,881 S * 1/2006 Meyers et al. D4/102
7,776,004 B2 * 8/2010 Yarger 604/35
D660,599 S 5/2012 Hohlbein

8,444,340 B2 * 5/2013 Best 401/289
2006/0167391 A1 * 7/2006 Ohayon 601/165
2013/0052610 A1 * 2/2013 Dombrowski et al. 433/95

FOREIGN PATENT DOCUMENTS

CN 202396799 U * 8/2012 A46B 15/00
EP 0 993 790 A2 4/2000

OTHER PUBLICATIONS

StarMed Medical Disposables, "Oral-Clean, Dispositivo Monouso Per L'igiene Orale, Oral Care Disposable Device," 2 pages (2003).
Trademark Medical, "Dental Products: Suction Toothbrush,"
retrieved from <http://www.trademarkmedical.com/pro/pro-dental-plakvac.html>, 2 pages (2010).

* cited by examiner

Primary Examiner — Melanie H Tung
Assistant Examiner — Lavone D Tabor

(74) *Attorney, Agent, or Firm* — LeClairRyan, a
Professional Corporation

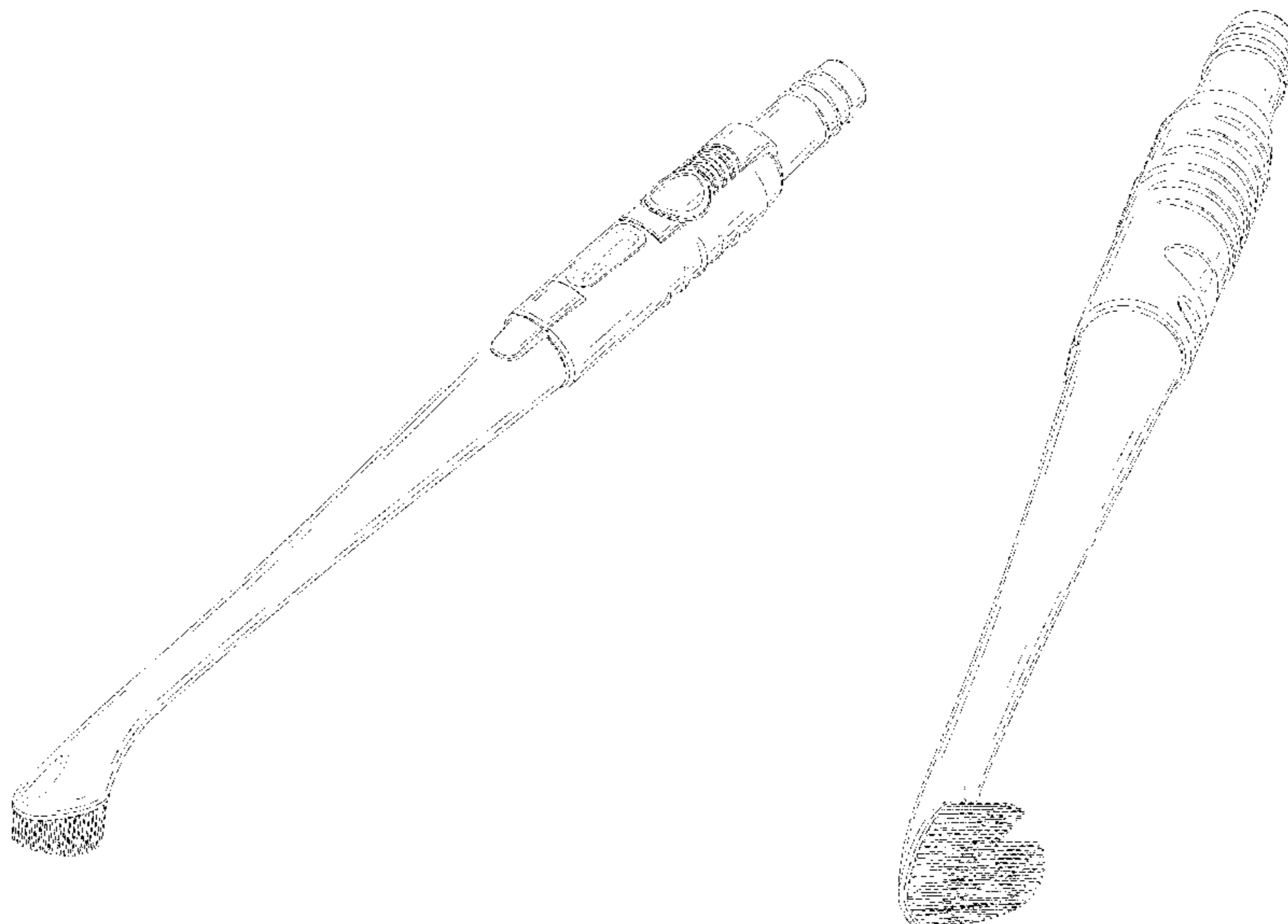
(57) **CLAIM**

The ornamental design for a toothbrush, as shown and described.

DESCRIPTION

FIG. 1 is a top perspective view of a toothbrush.
FIG. 2 is an enlarged bottom perspective view of the toothbrush shown in FIG. 1.
FIG. 3 is a bottom view of the toothbrush shown in FIG. 1.
FIG. 4 is a top view of the toothbrush shown in FIG. 1.
FIG. 5 is a right side view of the toothbrush shown in FIG. 1.
FIG. 6 is a left side view of the toothbrush shown in FIG. 1.
FIG. 7 is a greater enlarged front end view of the toothbrush shown in FIG. 1; and,
FIG. 8 is a greater enlarged rear end view of the toothbrush shown in FIG. 1.
The broken lines in the drawings are for illustrative purposes only and form no part of the claimed design.

1 Claim, 5 Drawing Sheets



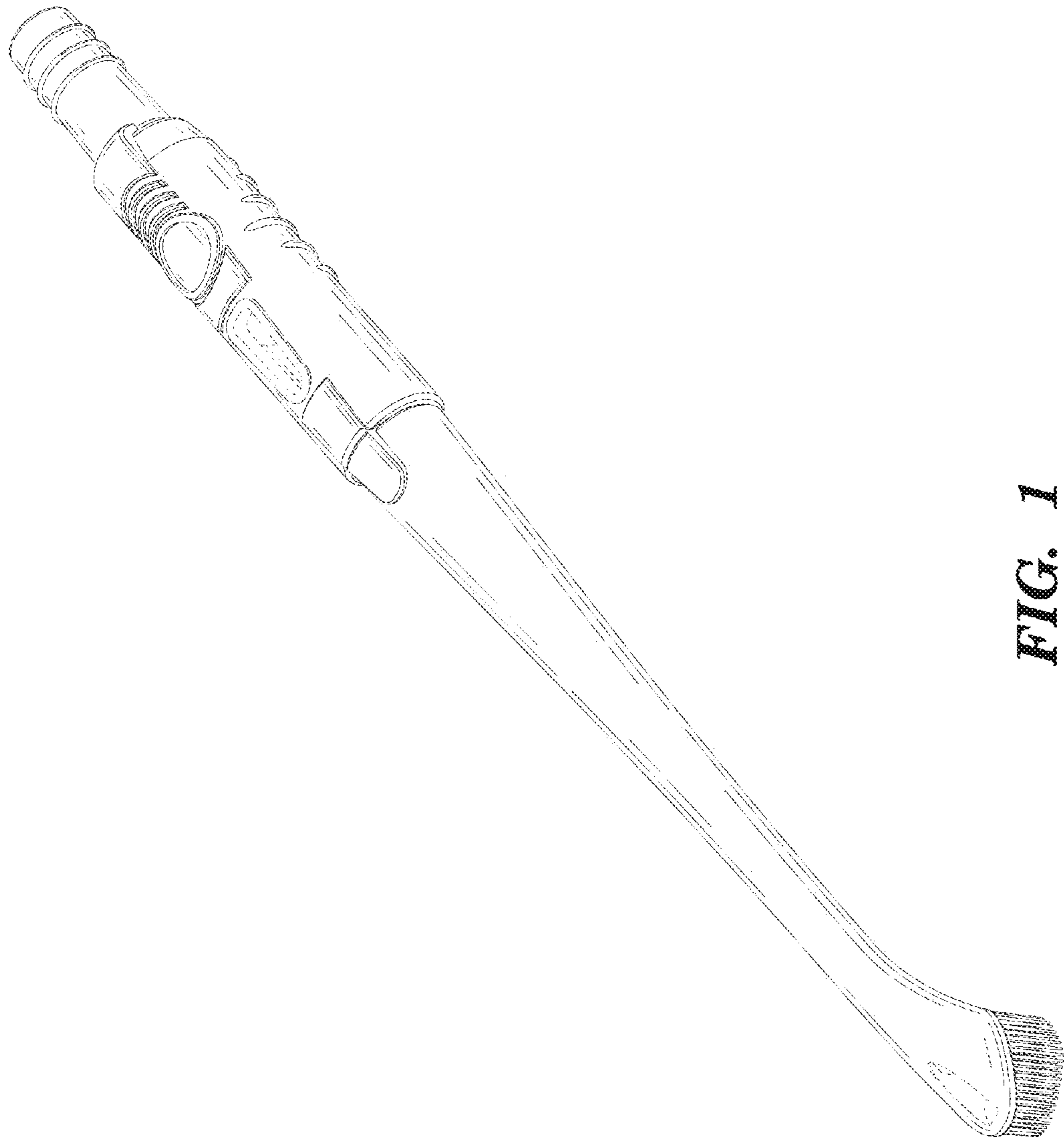


FIG. 1

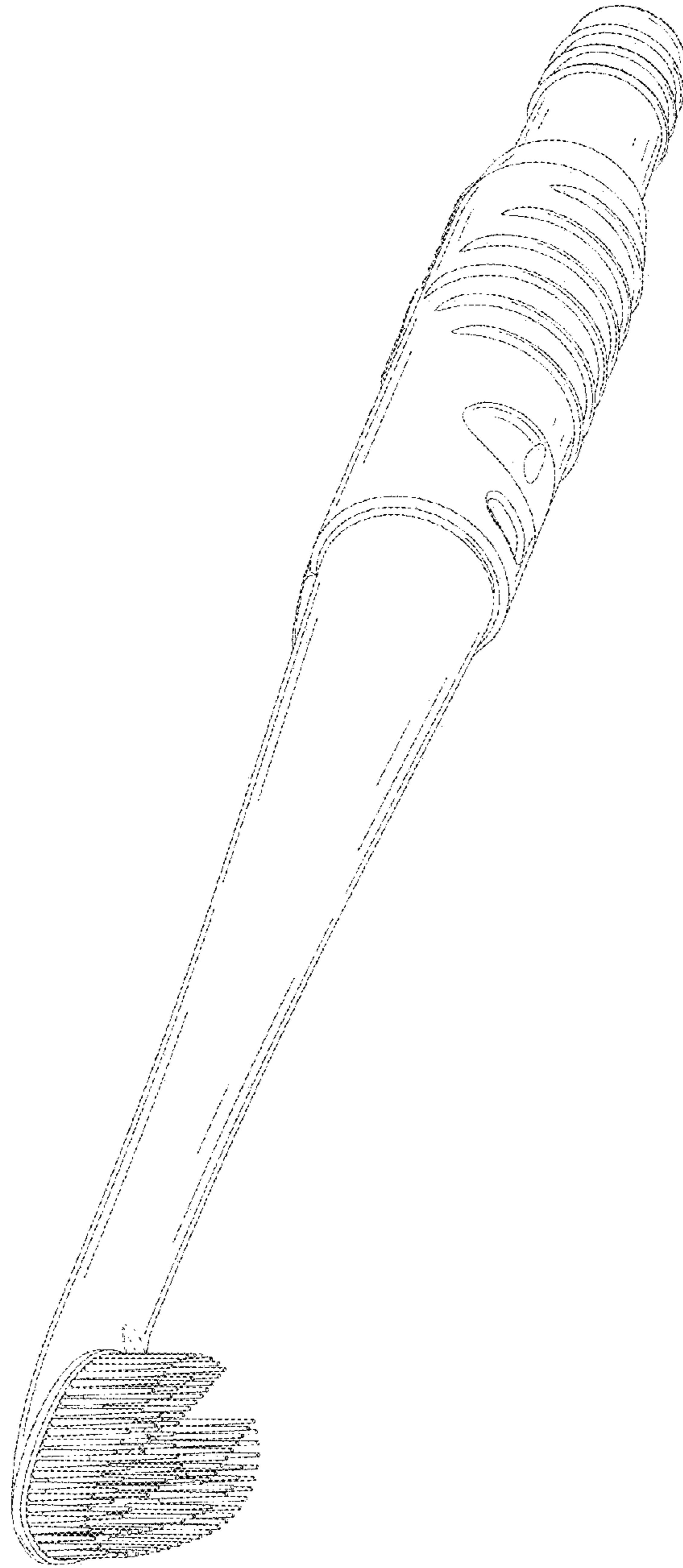


FIG. 2

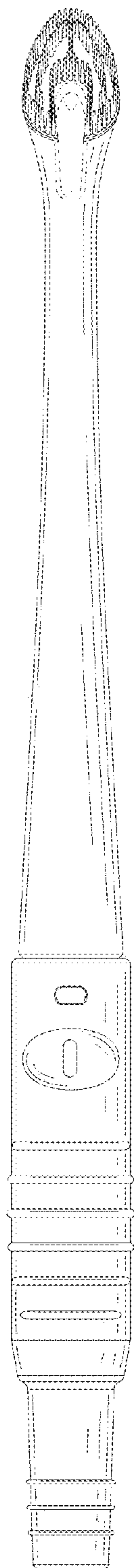


FIG. 3




FIG. 4




FIG. 5




FIG. 6

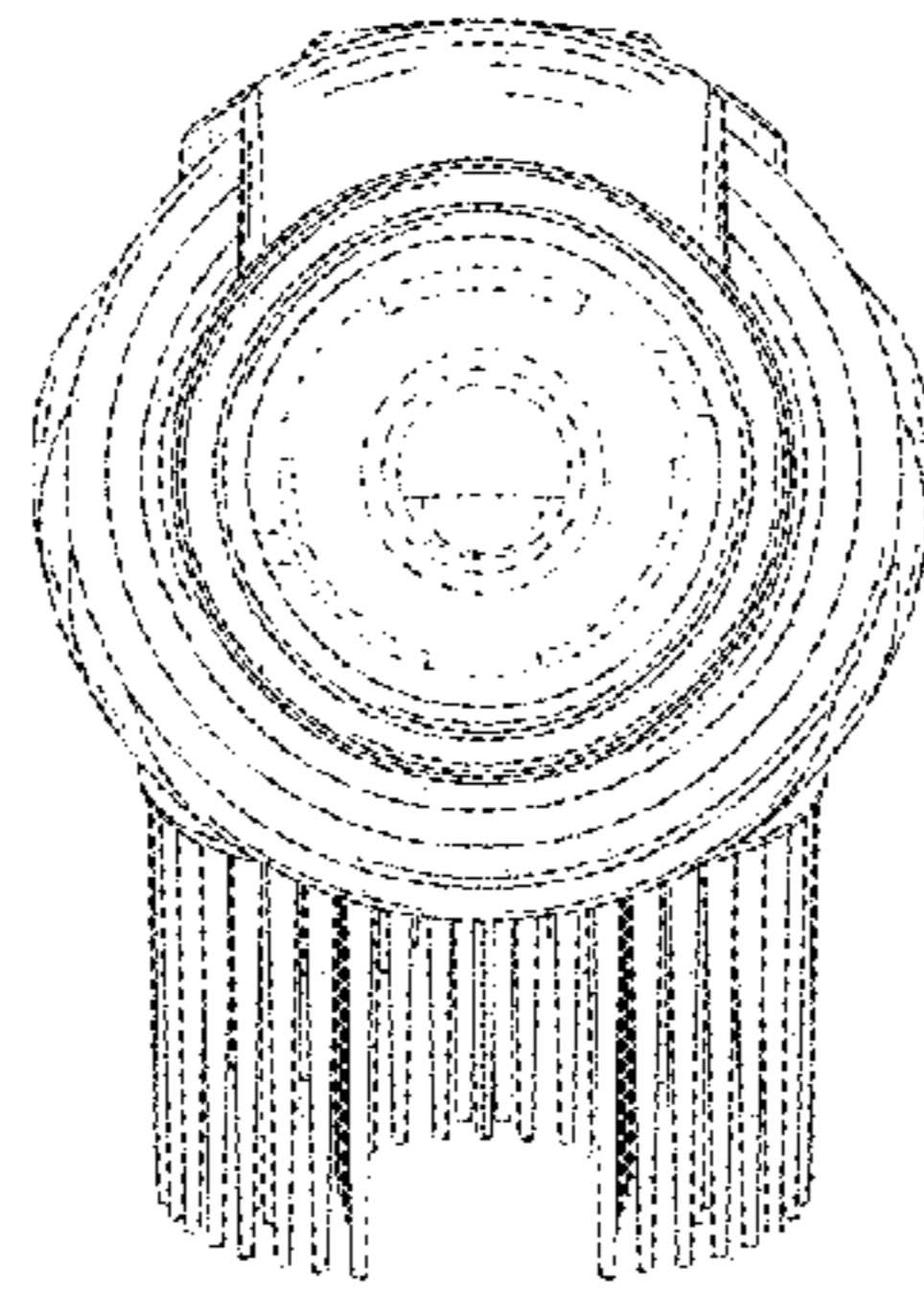


FIG. 7

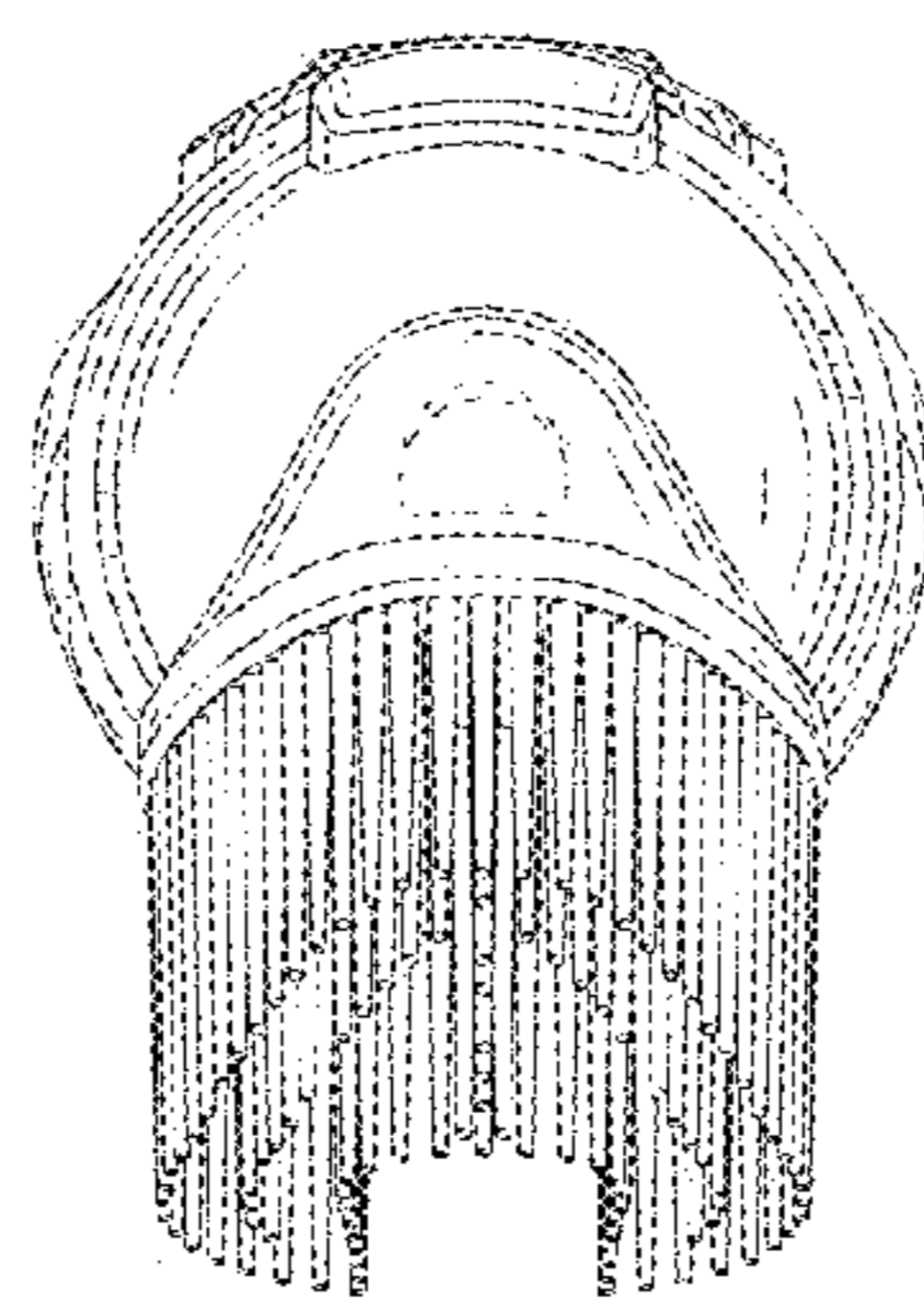


FIG. 8