



US00D735996S

(12) **United States Design Patent**
Fath

(10) **Patent No.:** **US D735,996 S**

(45) **Date of Patent:** **** Aug. 11, 2015**

(54) **FOLDED MERCHANDISING UNIT**

(75) Inventor: **Scott A. Fath**, Richmond, VA (US)

(73) Assignee: **ALTRIA CLIENT SERVICES, INC.**,
Richmond, VA (US)

(**) Term: **14 Years**

(21) Appl. No.: **29/409,963**

(22) Filed: **Dec. 30, 2011**

(51) **LOC (10) Cl.** **03-01**

(52) **U.S. Cl.**
USPC **D3/305**

(58) **Field of Classification Search**
USPC D6/449, 466–467, 470–471, 475,
D6/491–492, 509–511, 675, 678;
D3/304–305, 308; D19/75–78, 86;
248/447.1, 371; 211/71.01
CPC B65D 5/326; B65D 5/327
See application file for complete search history.

(56) **References Cited**

U.S. PATENT DOCUMENTS

1,065,613	A *	6/1913	Jacobus	40/122
D168,131	S *	11/1952	Touart, Jr.	D27/186
3,392,903	A *	7/1968	Morgan, Jr.	206/45.21
D280,466	S *	9/1985	Seltzer et al.	D12/422
D286,485	S *	11/1986	Frizzell	D6/573
D301,101	S *	5/1989	Meyer	D6/567
D308,784	S *	6/1990	Liptak	D6/553
D321,446	S *	11/1991	Liptak	D6/475
D322,993	S *	1/1992	Hobson	D19/90
D391,990	S *	3/1998	Wolff	D19/78
D410,495	S *	6/1999	Wear	D19/90
D410,686	S *	6/1999	Wear	D19/90
D419,350	S *	1/2000	Baron	D6/553
D438,904	S *	3/2001	Reynolds	D19/90
D444,816	S *	7/2001	Stravitz	D19/90
D458,640	S *	6/2002	Hofman	D19/90
D486,185	S *	2/2004	Sheldon et al.	D19/90
D494,760	S *	8/2004	Yuan	D3/313

D507,871	S *	8/2005	DiMarchi et al.	D3/215
D548,282	S *	8/2007	Chen et al.	D19/90
D555,736	S *	11/2007	Decarlo et al.	D19/90
D556,262	S *	11/2007	Nash et al.	D19/86
D605,876	S *	12/2009	Linder	D6/476
D637,649	S *	5/2011	Beukema et al.	D19/90
D645,902	S *	9/2011	Tsai	D19/90
D655,346	S *	3/2012	Tsai	D19/90
D677,055	S *	3/2013	Nowicky et al.	D3/304
D688,065	S *	8/2013	Emerson	D6/567
D688,201	S *	8/2013	Mecca et al.	D13/108

* cited by examiner

Primary Examiner — Kelley Donnelly

(74) *Attorney, Agent, or Firm* — Buchanan, Ingersoll & Rooney PC

(57) **CLAIM**

The ornamental design for a folded merchandising unit, as shown and described.

DESCRIPTION

FIG. 1 is a front perspective view of a folded merchandising unit in an erected configuration according to a first embodiment of my new design.

FIG. 2 is a front elevational view thereof.

FIG. 3 is a rear elevational view thereof.

FIG. 4 is a left side elevational view thereof.

FIG. 5 is a right side elevational view thereof.

FIG. 6 is a top plan view thereof.

FIG. 7 is a bottom plan view thereof.

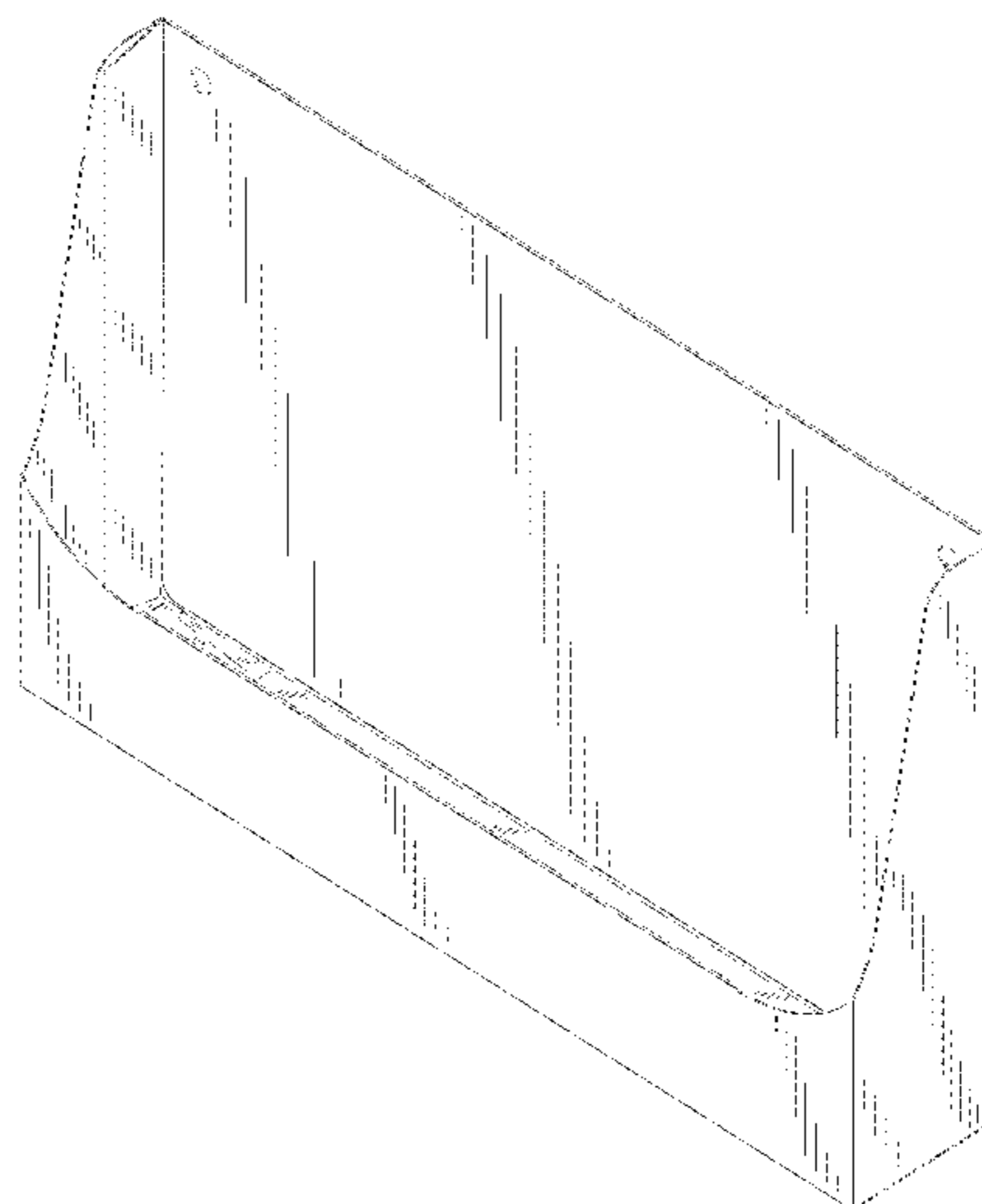
FIG. 8 is a plan view of a blank for the folded merchandising unit shown in FIG. 1.

FIG. 9 is a front perspective view of a folded merchandising unit in an erected configuration according to a second embodiment of my new design; and,

FIG. 10 is a plan view of a blank for the folded merchandising unit shown in FIG. 9.

The segmented lines in FIGS. 8 and 10 illustrate perforated fold lines in the article.

1 Claim, 8 Drawing Sheets



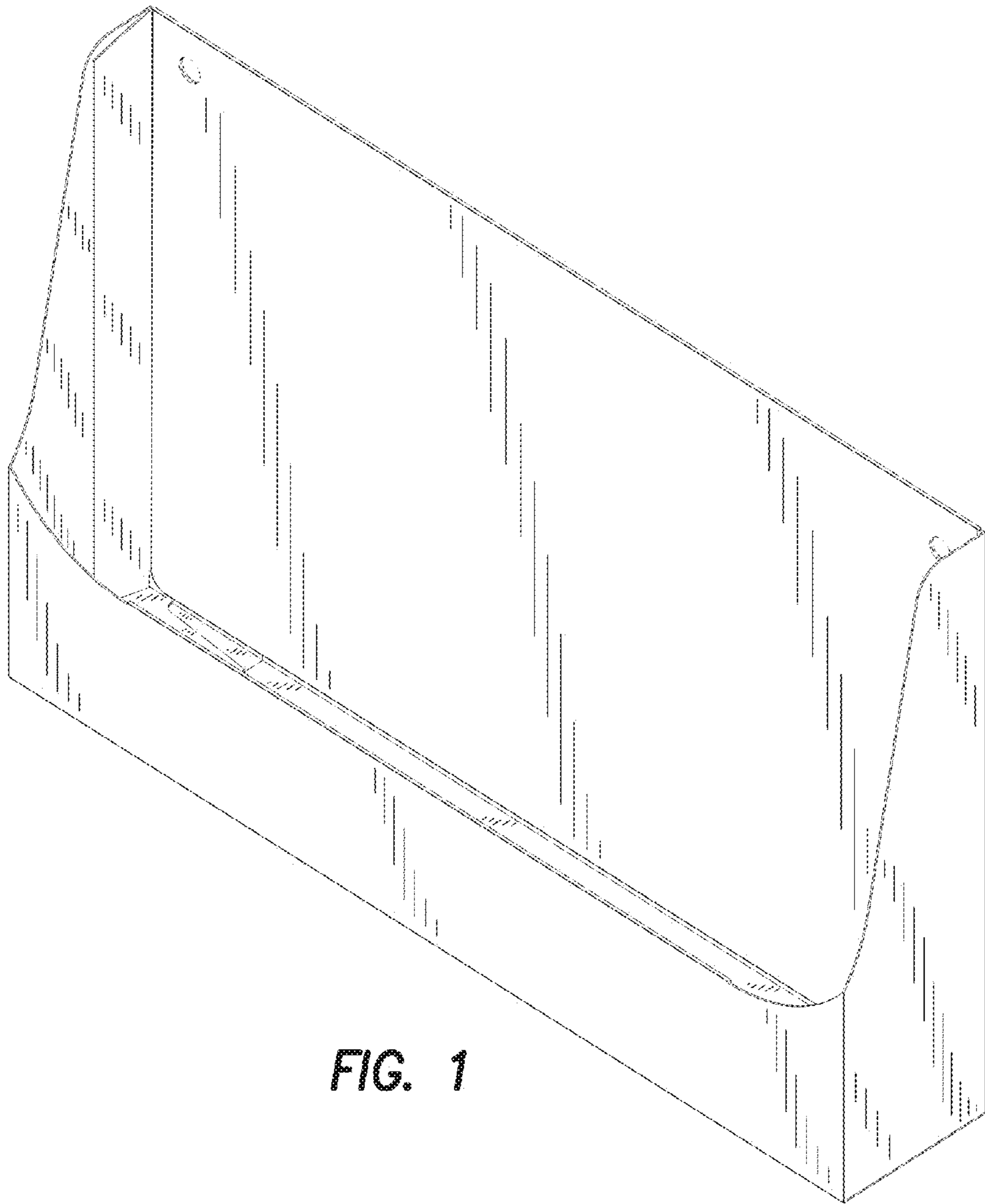


FIG. 1




FIG. 2

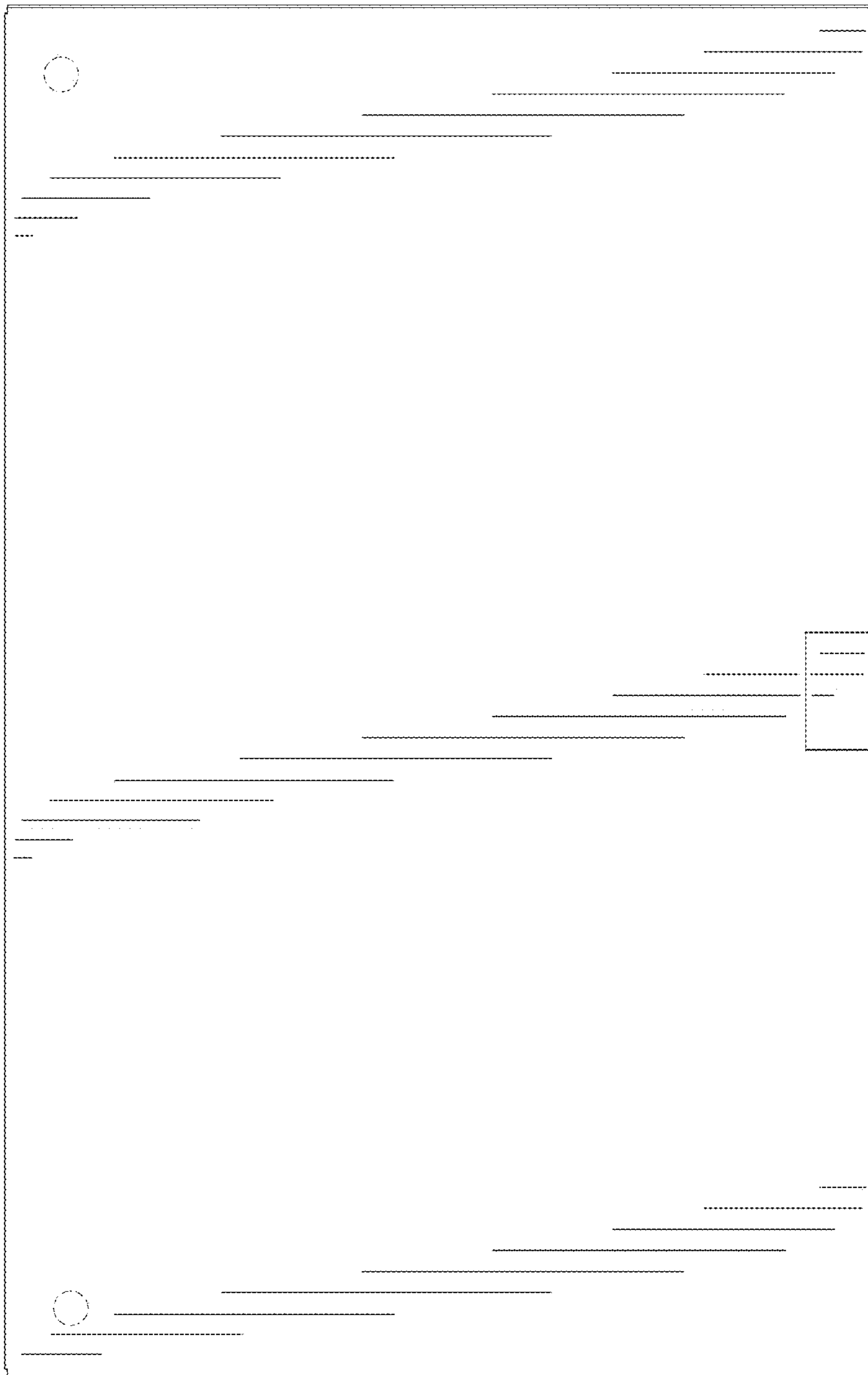


FIG. 3

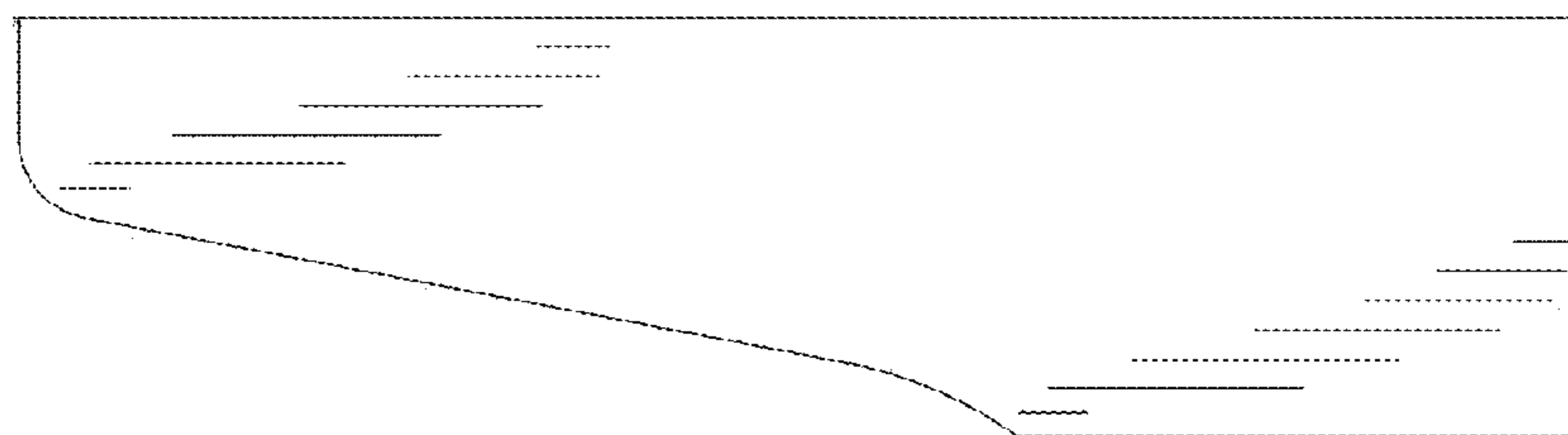


FIG. 5




FIG. 4




FIG. 6

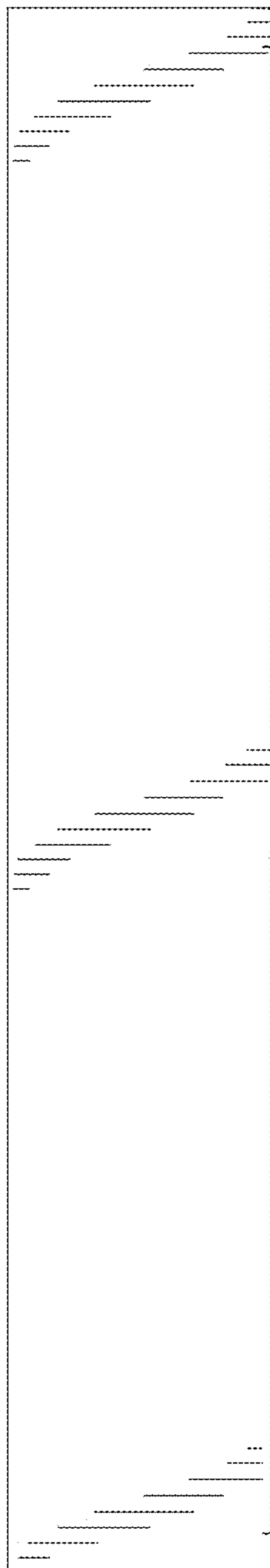


FIG. 7

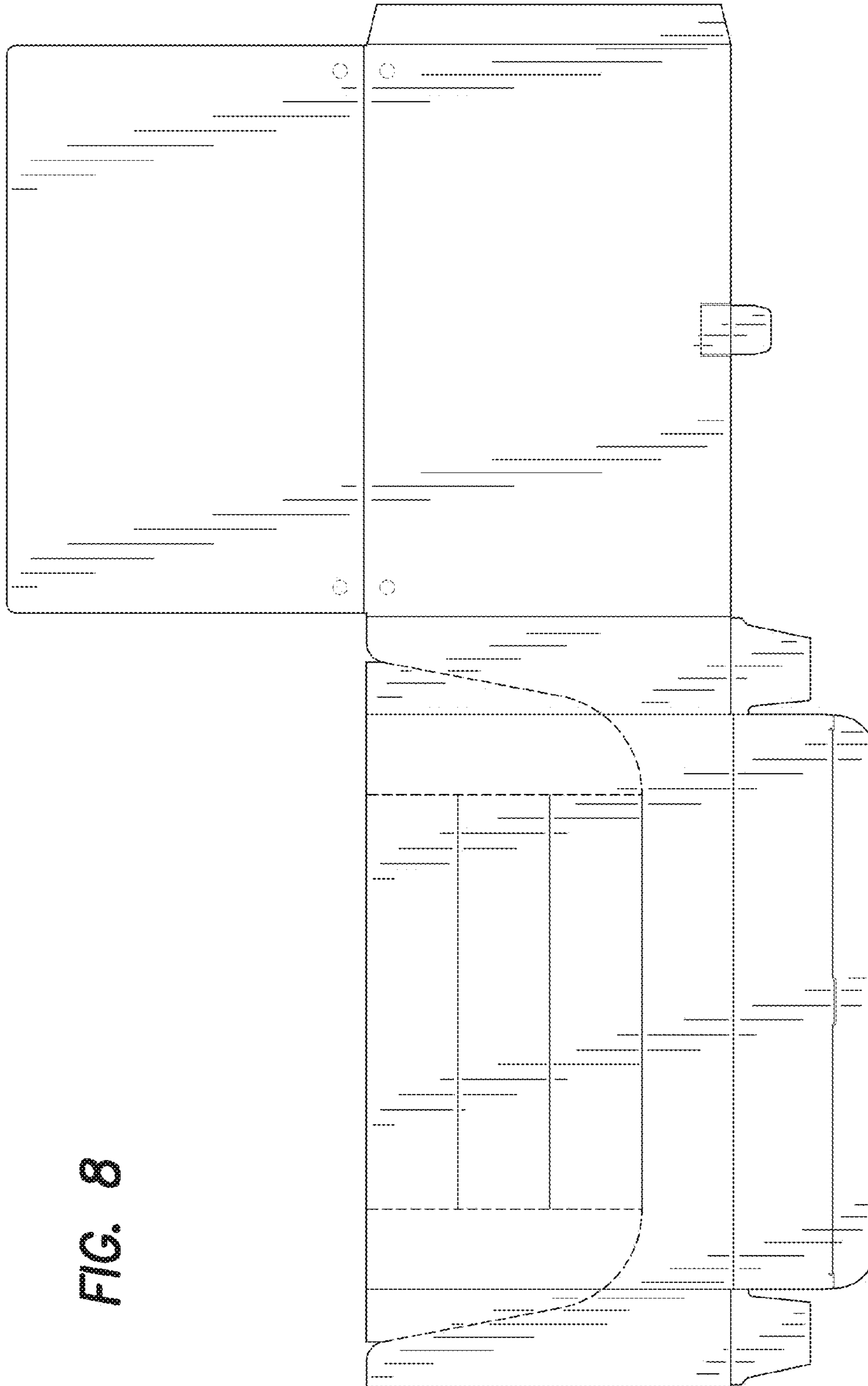


FIG. 8

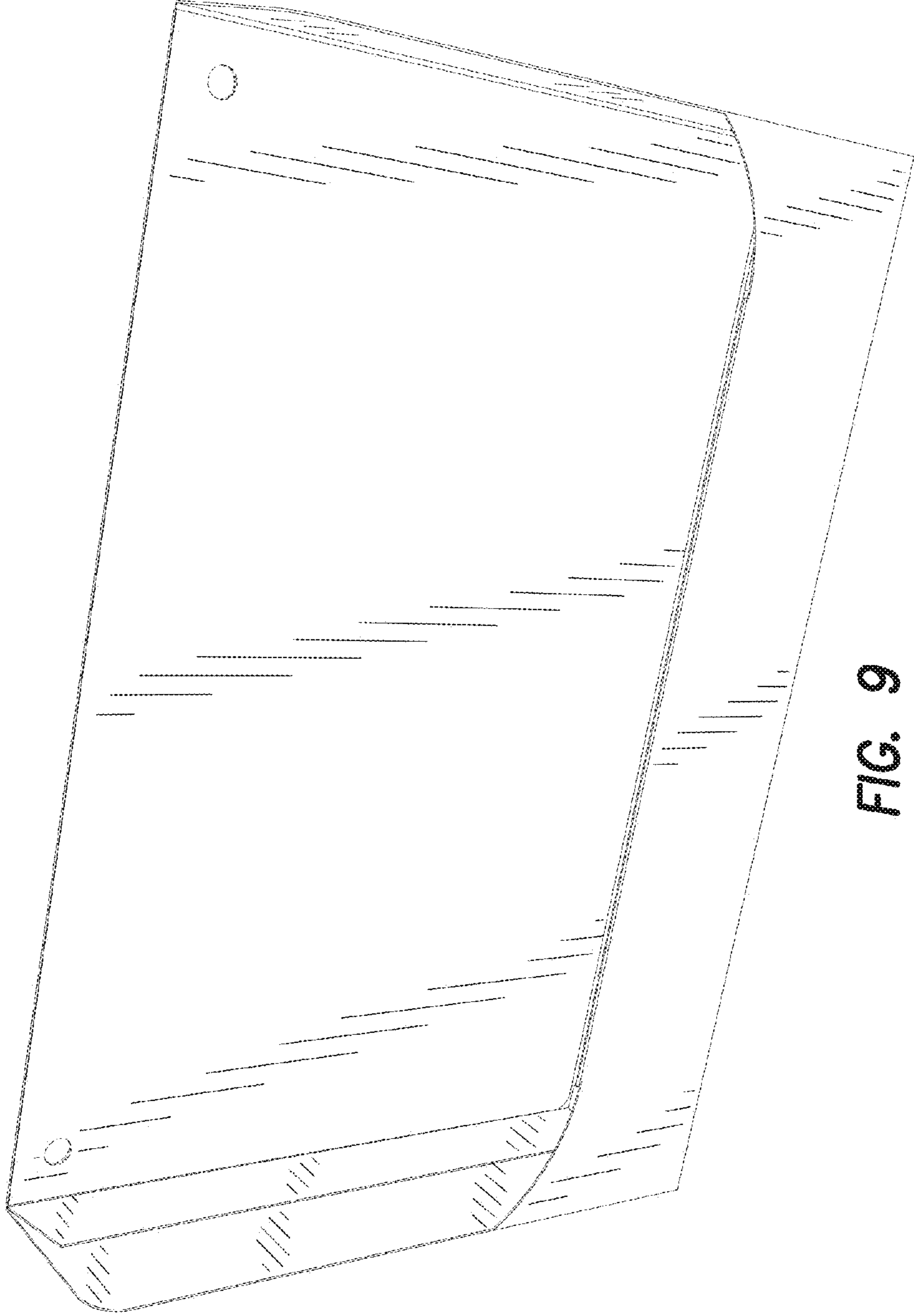


FIG. 9

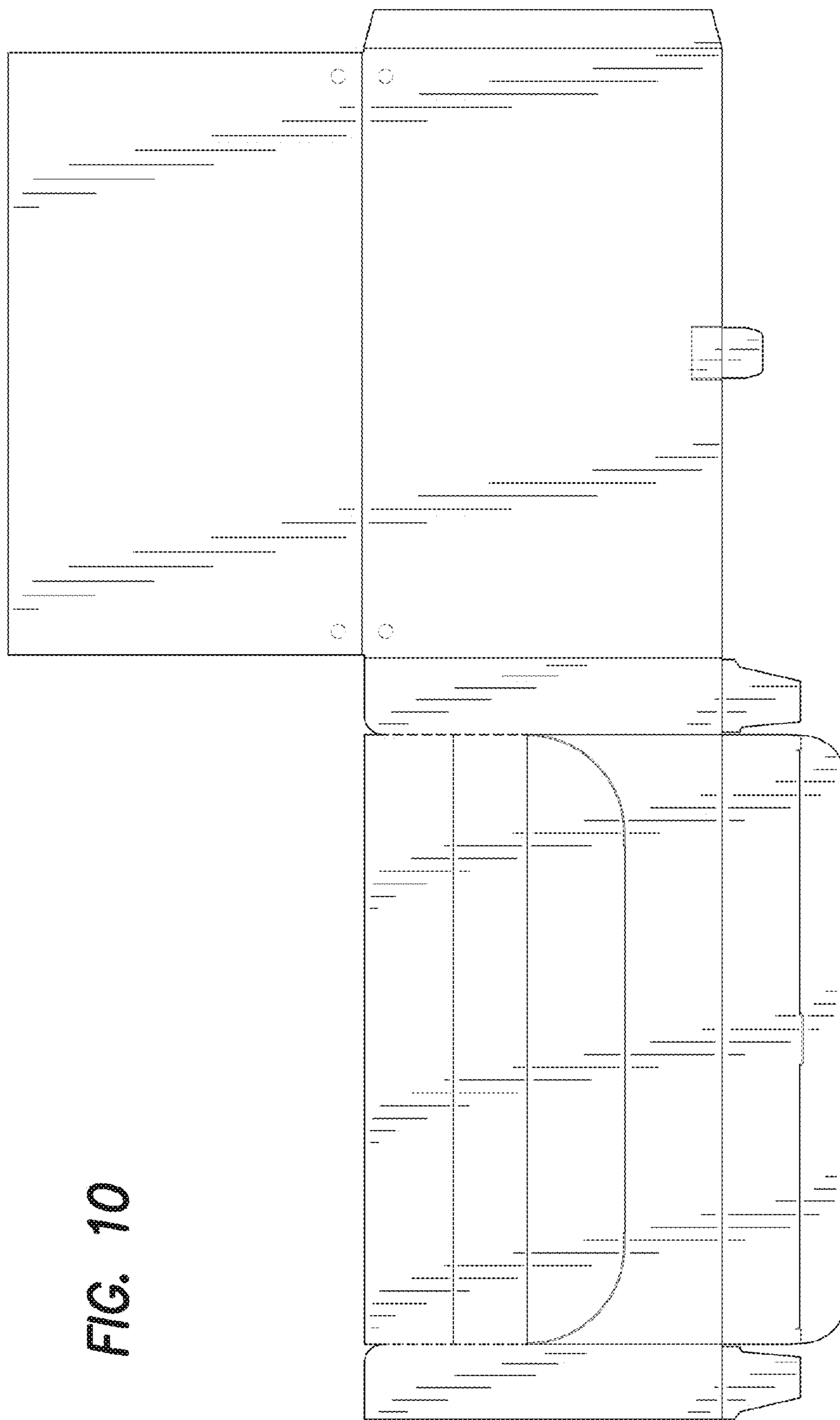


FIG. 10