



US00D735985S

(12) **United States Design Patent**  
**LaRusso**

(10) **Patent No.:** **US D735,985 S**

(45) **Date of Patent:** **\*\* Aug. 11, 2015**

(54) **FOOTWEAR**

(71) Applicant: **Nicholas LaRusso**, London (GB)

(72) Inventor: **Nicholas LaRusso**, London (GB)

(73) Assignee: **J. Choo Limited**, London (GB)

(\*\*) Term: **14 Years**

(21) Appl. No.: **29/464,054**

(22) Filed: **Aug. 12, 2013**

(30) **Foreign Application Priority Data**

Feb. 13, 2013 (EM) ..... 002183772-0060

(51) **LOC (10) Cl.** ..... **02-99**

(52) **U.S. Cl.**  
USPC ..... **D2/971**

(58) **Field of Classification Search**  
USPC ..... D2/896, 925-942, 946, 969, 971; 36/1,  
36/83, 8.3, 45-58, 104, 108, 76 R;  
D11/117; 428/24-26

See application file for complete search history.

(56) **References Cited**

**U.S. PATENT DOCUMENTS**

D98,569 S *	2/1936	Atkins	.....	D2/938
D102,756 S *	1/1937	Leone	.....	D2/931
D108,619 S	3/1938	Ferragamo		
D117,937 S *	12/1939	Sholtz	.....	D2/931
D117,963 S *	12/1939	Sholtz	.....	D2/929
D131,065 S	1/1942	Julianelli		
D133,426 S	8/1942	Kliche		
D140,545 S	3/1945	Wolfelt		
D158,302 S *	4/1950	McGee	.....	D2/932
D158,303 S *	4/1950	McGee	.....	D2/932

D163,792 S	7/1951	Cohn		
D329,527 S *	9/1992	Cohen	.....	D2/916
D356,378 S *	3/1995	Kuhn	.....	D2/943
D358,891 S *	5/1995	Miller	.....	D24/192
D453,063 S *	1/2002	Jacobs	.....	D2/932
D455,249 S *	4/2002	Jacobs	.....	D2/939

**OTHER PUBLICATIONS**

J. Choo Limited, "Flower" Shoe, Spring/Summer 2004 catalogue, published Jul. 2003.

Kenneth Jay Lane for Hollywould, Shoe, printed from Saksfifthavenue.com on Dec. 6, 2004.

\* cited by examiner

*Primary Examiner* — Dominic Simone

(74) *Attorney, Agent, or Firm* — Fross Zelnick Lehrman & Zissu, P.C.; Lawrence E. Apolzon, Esq.

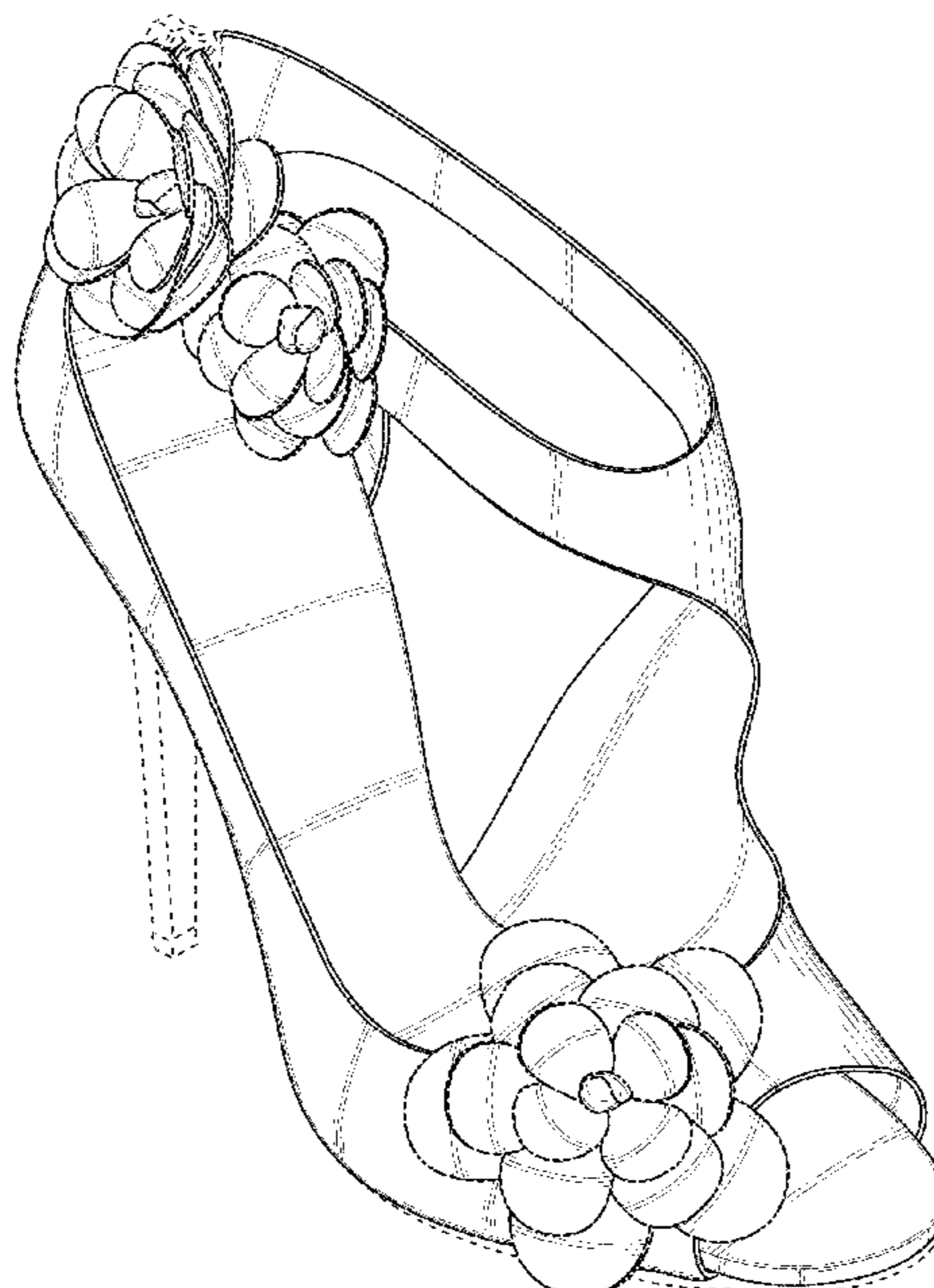
(57) **CLAIM**

The ornamental design for footwear, as shown and described.

**DESCRIPTION**

FIG. 1 is a front perspective view of a shoe showing my footwear design;  
FIG. 2 is a left side view of the footwear shown in FIG. 1;  
FIG. 3 is a right side view of the footwear shown in FIG. 1;  
FIG. 4 is a front view of the footwear shown in FIG. 1;  
FIG. 5 is a rear view of the footwear shown in FIG. 1; and,  
FIG. 6 is a top view of the footwear shown in FIG. 1.  
The broken line showing of the sole, the heel and the heel cap in the relevant drawings, is for illustrative purposes only and forms no part of the claimed design.

**1 Claim, 6 Drawing Sheets**



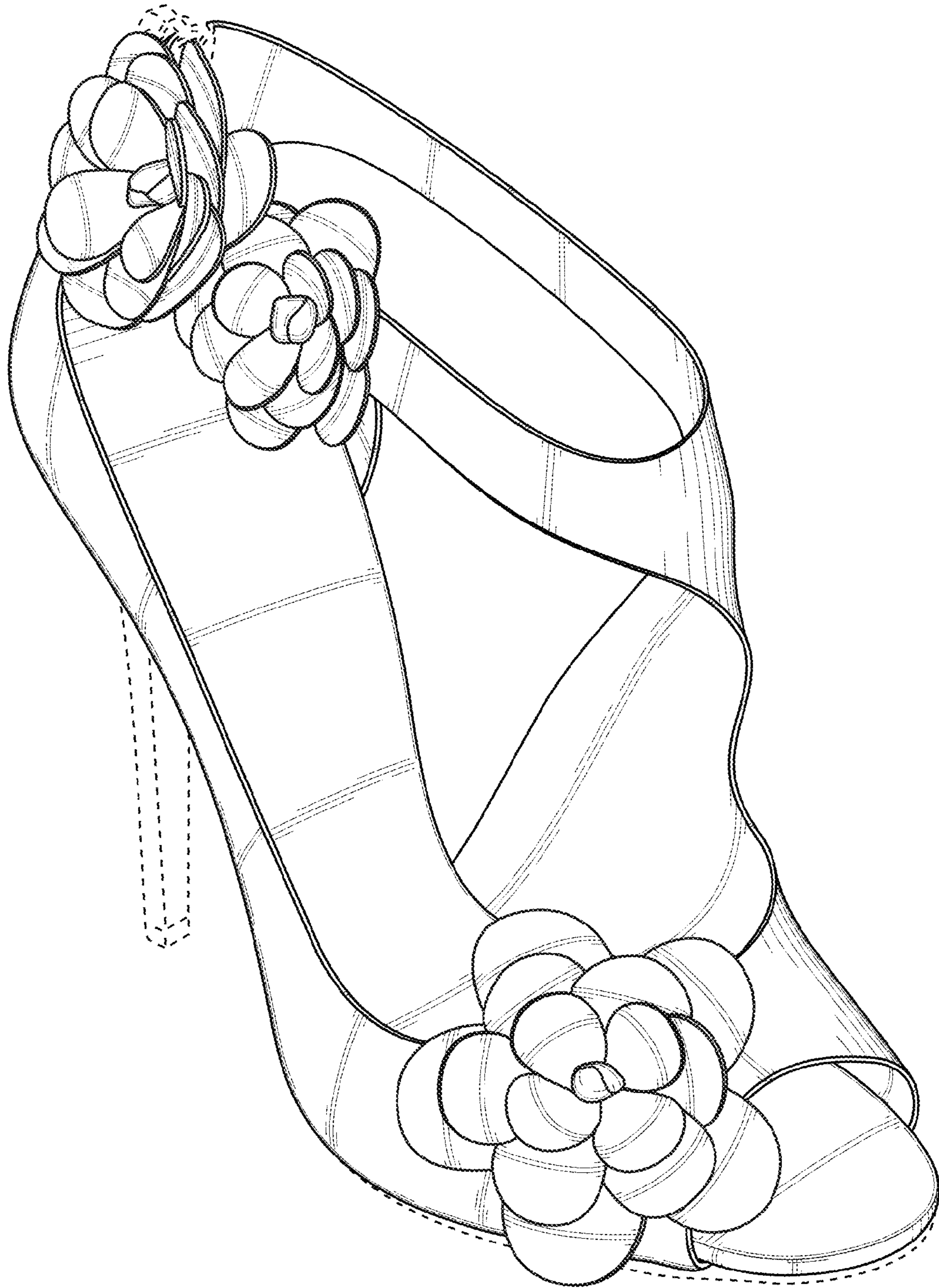


FIG. 1



FIG. 2





FIG. 3

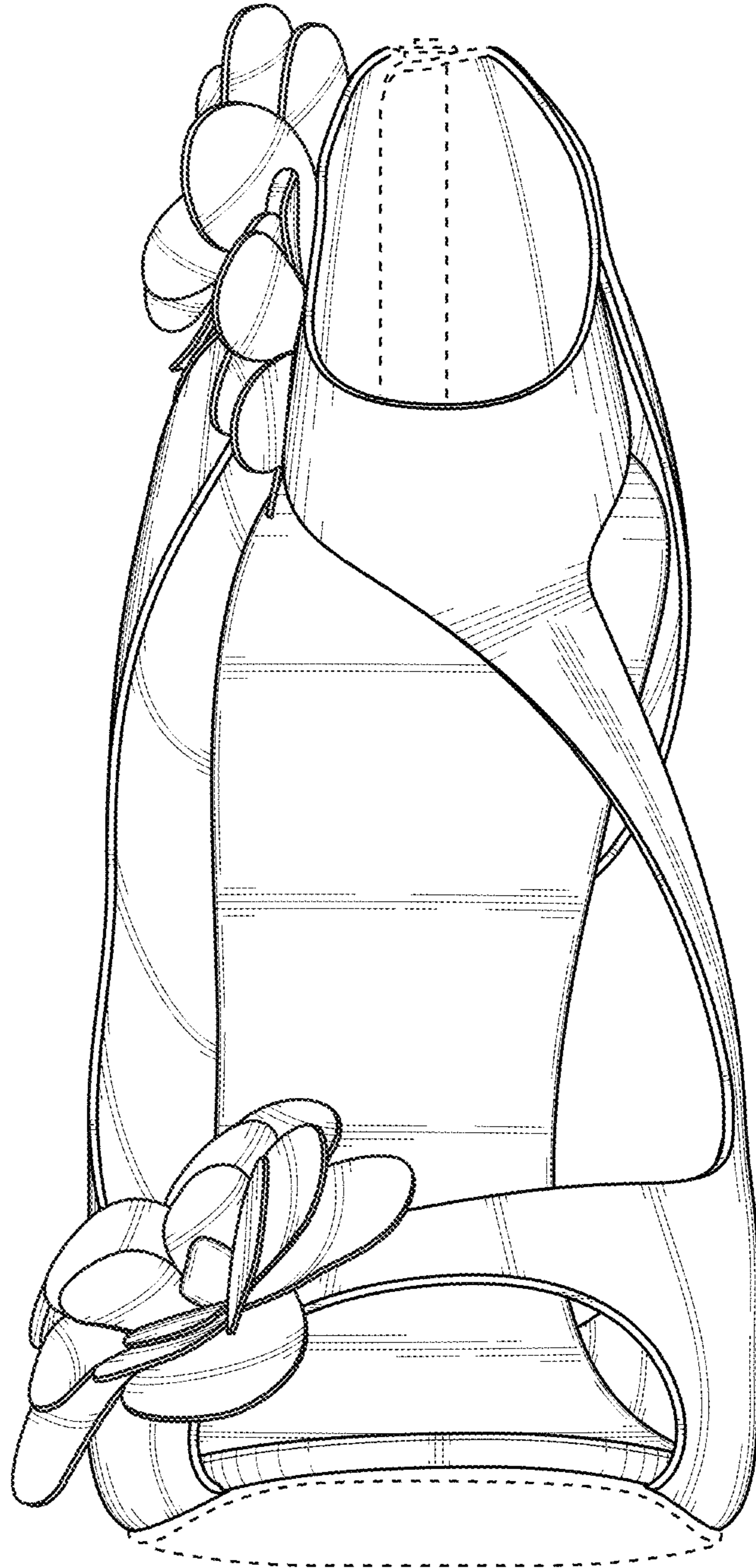


FIG. 4

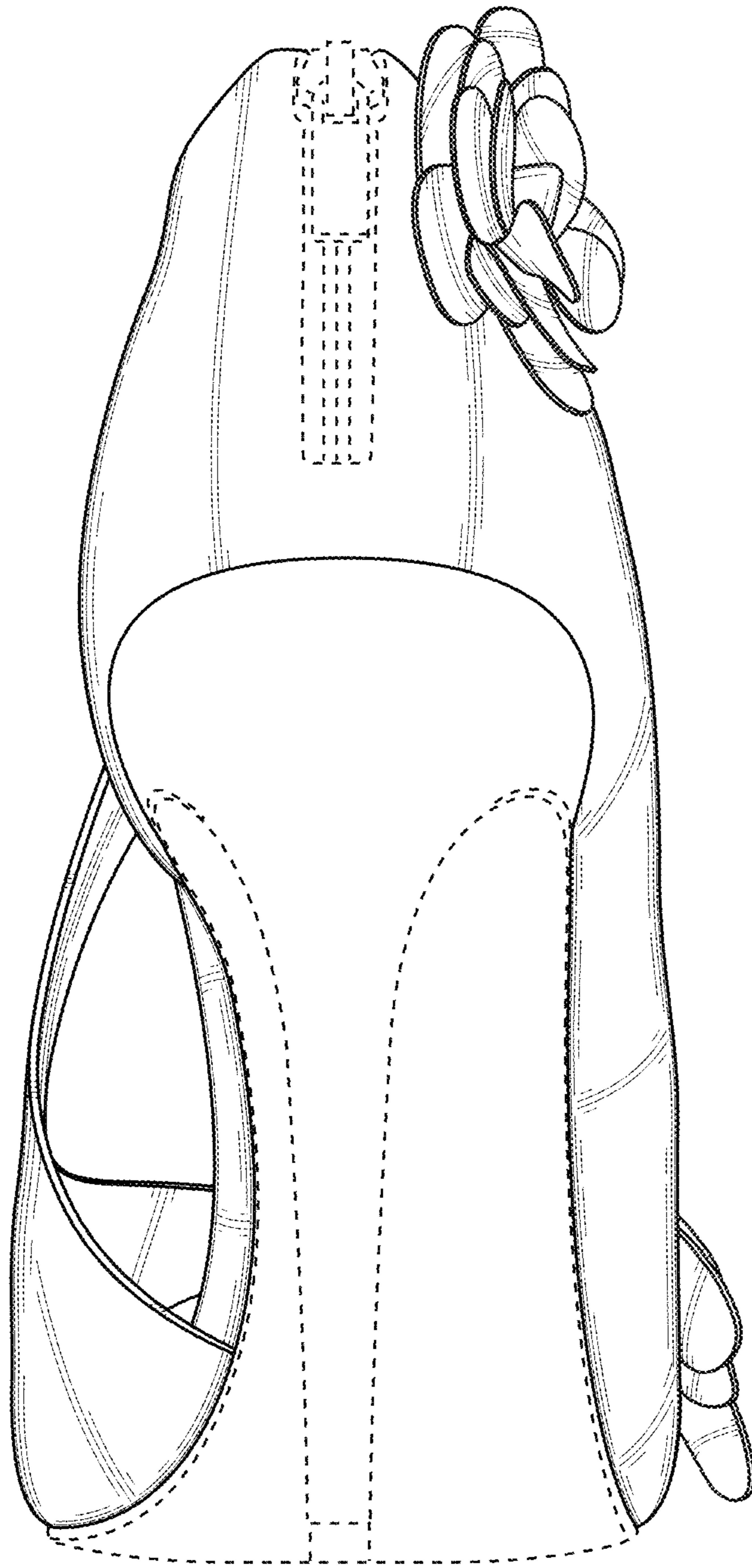


FIG. 5

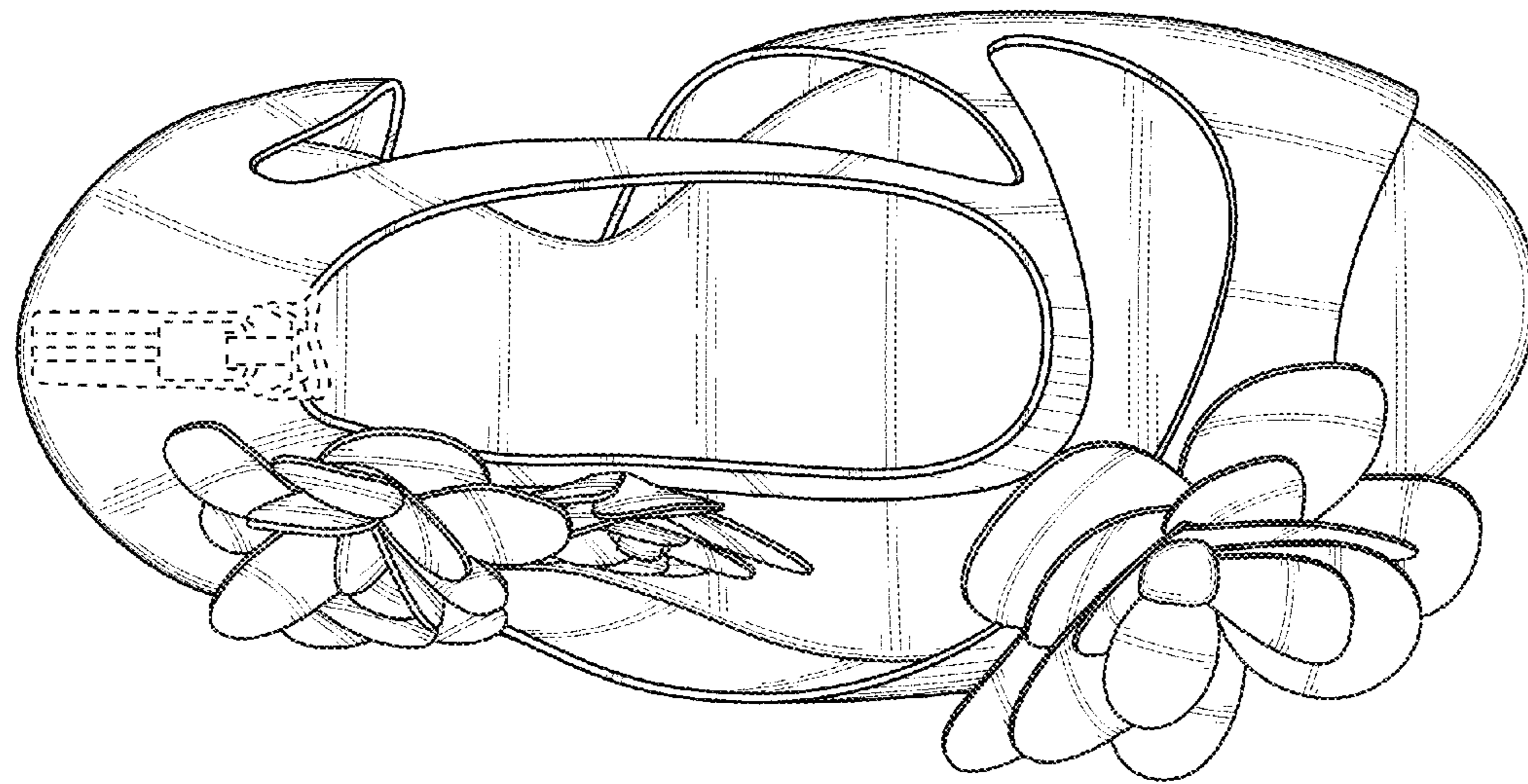


FIG. 6