



US00D735962S

(12) **United States Design Patent**
Cruz et al.

(10) **Patent No.:** **US D735,962 S**
(45) **Date of Patent:** **** Aug. 4, 2015**

(54) **MODULAR LOAD CARRYING SYSTEM**

(71) Applicant: **PMK Rescue Solutions**, Woodland, CA (US)

(72) Inventors: **David Cruz**, Woodland, CA (US); **Eric Sachs**, Rossland, CA (US); **Gino Kahaunaele**, Humble, TX (US)

(73) Assignee: **PMK Rescue Solutions**, Woodland, CA (US)

(**) Term: **14 Years**

(21) Appl. No.: **29/489,136**

(22) Filed: **Apr. 26, 2014**

(51) **LOC (10) Cl.** **09-08**

(52) **U.S. Cl.**
USPC **D34/38**

(58) **Field of Classification Search**
USPC D34/38; 108/51.11, 57.17; D25/199;
248/346.02; 206/386; D32/55-57;
D14/432, 434, 447
CPC B65D 19/385; B65D 19/0093; B65D
2519/00736; B65D 19/0004; B65D 19/38
See application file for complete search history.

(56) **References Cited**

U.S. PATENT DOCUMENTS

D231,653	S	*	5/1974	Schell	D34/38
D241,423	S	*	9/1976	Box	D34/38
D241,729	S	*	10/1976	McKorcle et al.	D34/38
4,103,857	A	*	8/1978	Levenhagen	248/346.4
D272,573	S	*	2/1984	DeGironemo	D34/38
D273,860	S	*	5/1984	Bolt	D13/182
D279,617	S	*	7/1985	Helmer	D34/38
D348,131	S	*	6/1994	Bozzo et al.	D32/55
D434,509	S	*	11/2000	Oliver et al.	D25/199
6,148,740	A	*	11/2000	Jackel et al.	108/57.32
D437,094	S	*	1/2001	Ward	D32/35

D445,554	S	*	7/2001	Blason et al.	D34/38
D505,212	S	*	5/2005	Hills	D25/199
D530,479	S	*	10/2006	Morello	D34/38
D531,378	S	*	10/2006	Angel et al.	D34/31
D590,124	S	*	4/2009	Hermans	D34/38
D590,573	S	*	4/2009	Hermans	D34/38
D595,024	S	*	6/2009	Banik	D34/38
D623,822	S	*	9/2010	Grainger	D34/38
D627,535	S	*	11/2010	Hermans	D34/38
D628,267	S	*	11/2010	Dittmann et al.	D23/209
D630,815	S	*	1/2011	Teien	D34/38
D707,004	S	*	6/2014	Levy et al.	D32/57
8,800,456	B2	*	8/2014	Storteboom et al.	108/51.11
2007/0266910	A1	*	11/2007	Lux et al.	108/57.28
2008/0098935	A1	*	5/2008	Roth et al.	108/57.17
2013/0136573	A1	*	5/2013	Berry et al.	414/800

* cited by examiner

Primary Examiner — Cynthia Ramirez

(74) *Attorney, Agent, or Firm* — Temmerman Law Office;
Matthew J. Temmerman

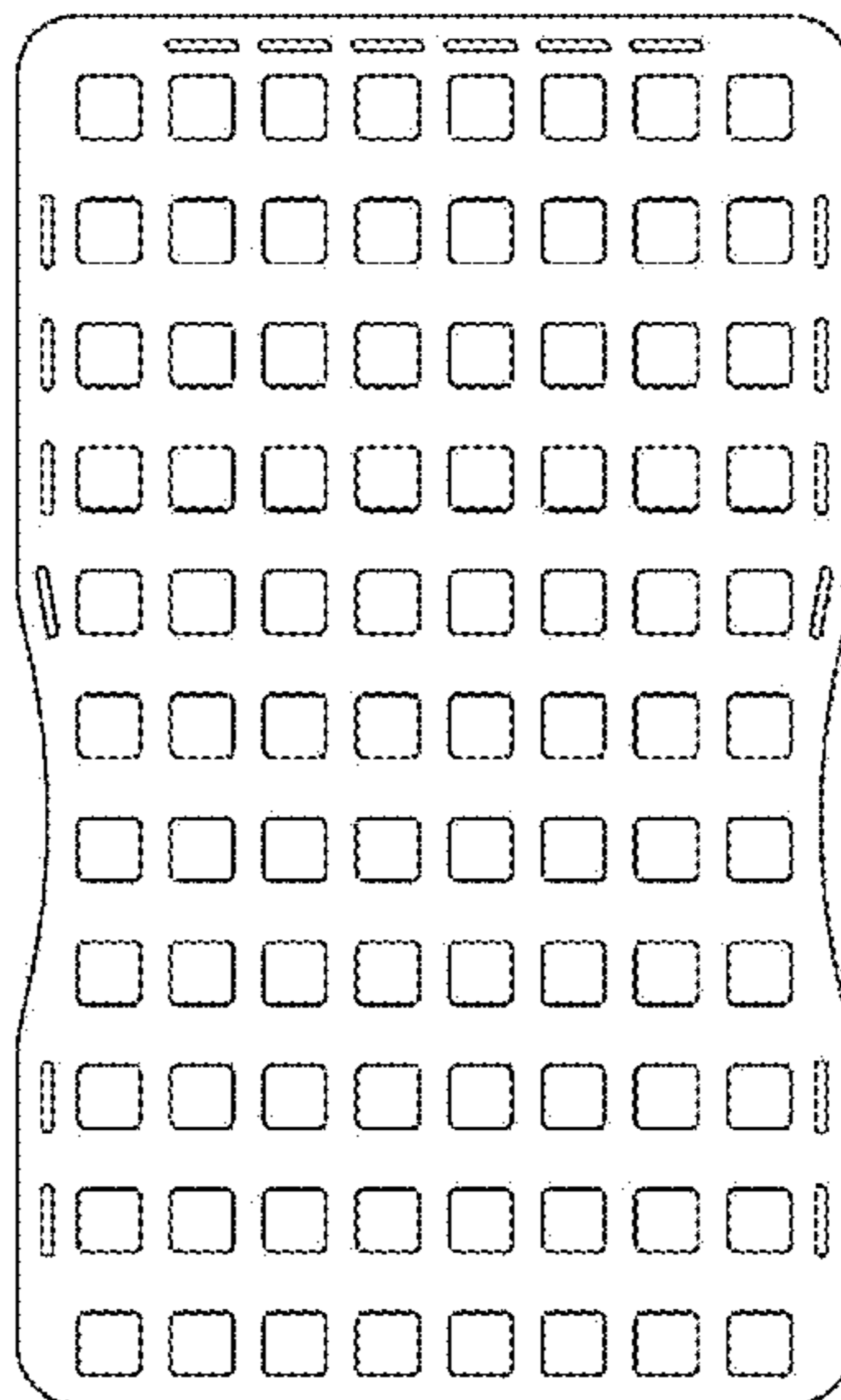
(57) **CLAIM**

The ornamental design for a modular load carrying system, as shown and described.

DESCRIPTION

FIG. 1 is front view of the modular load carrying system; FIG. 2 is a rear view of the modular load carrying system, which is identical to the front view thereof; FIG. 3 is a top view of the modular load carrying system; FIG. 4 is a bottom view of the modular load carrying system, which is identical to the top view thereof; FIG. 5 is a left side view of the modular load carrying system; FIG. 6 is a right side view of the modular load carrying system, which is identical to the left view thereof; FIG. 7 is a top perspective view of the modular load carrying system; and, FIG. 8 is a bottom perspective view of the modular load carrying system.

1 Claim, 5 Drawing Sheets






FIG. 1




FIG. 2




FIG. 3




FIG. 4

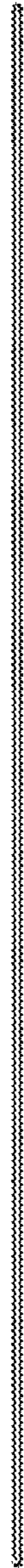


FIG. 5



FIG. 6

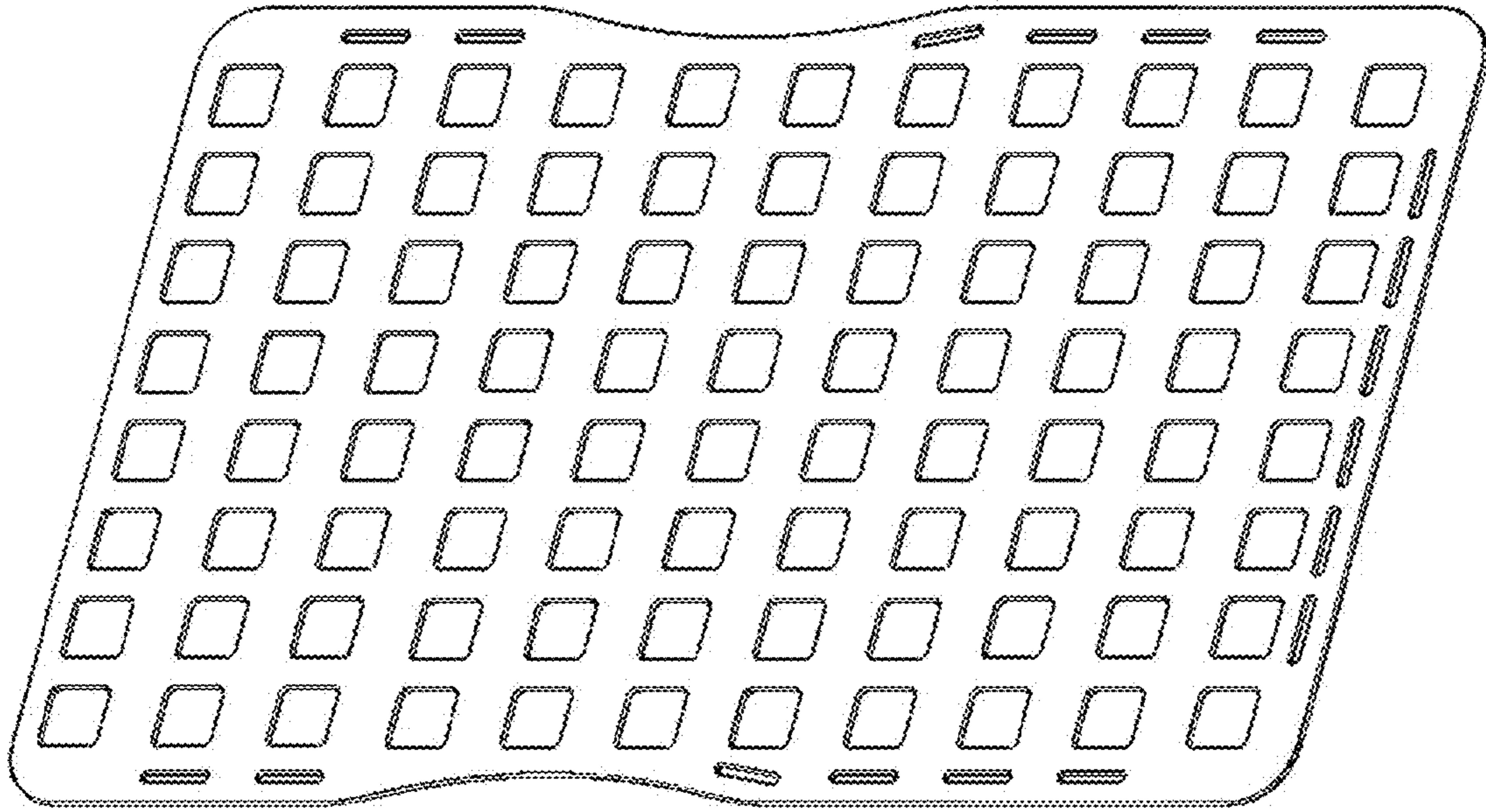


FIG. 7

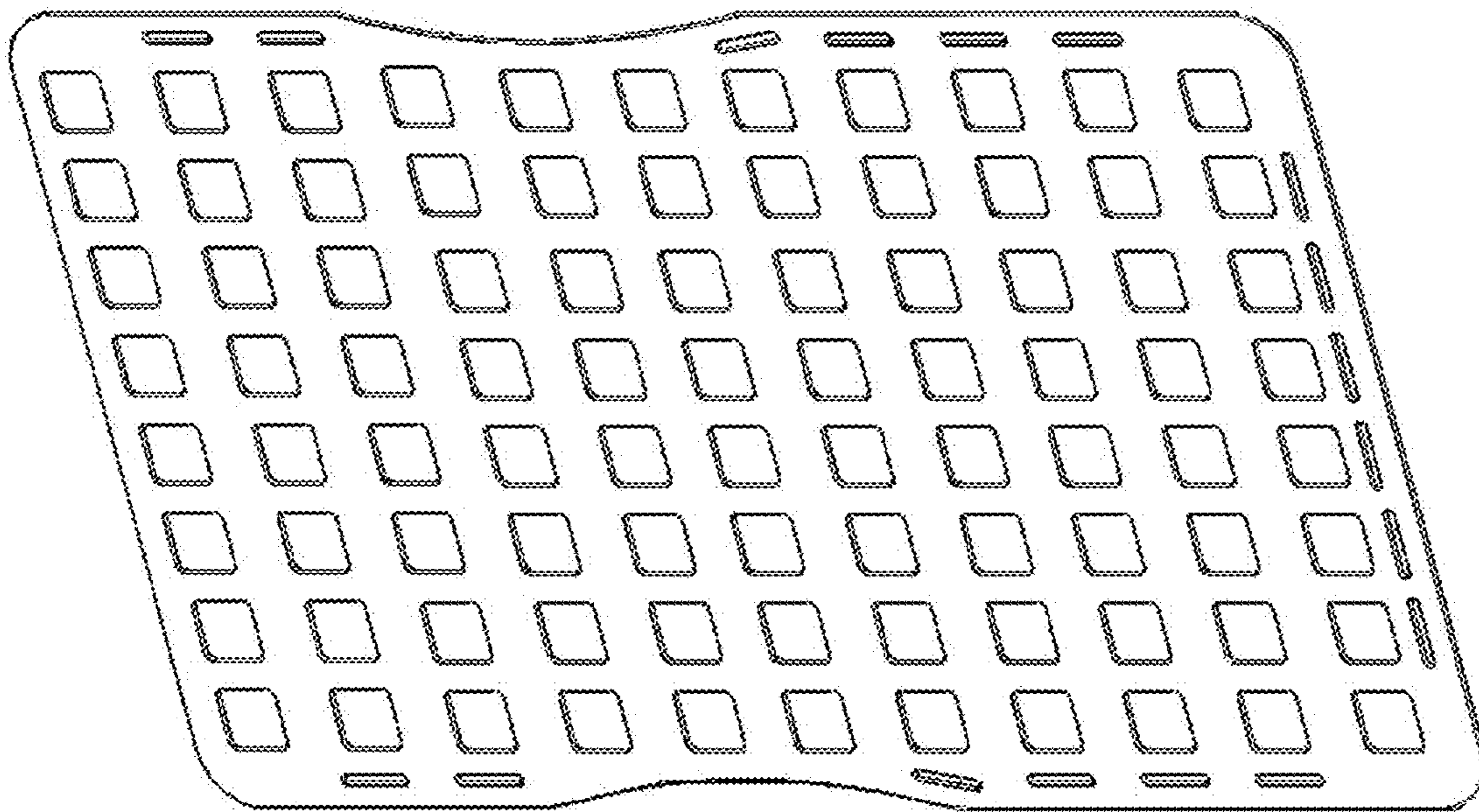


FIG. 8