



US00D735946S

(12) **United States Design Patent**
Ko

(10) **Patent No.:** **US D735,946 S**

(45) **Date of Patent:** **** Aug. 4, 2015**

(54) **MASCARA CONTAINER**

(71) Applicant: **TAIR JIUH ENTERPRISE CO., LTD.,**
Tainan (TW)

(72) Inventor: **Hou-Ju Ko,** Taichung (TW)

(73) Assignee: **TAIR JIUH ENTERPRISE CO., LTD.,**
Tainan (TW)

(**) Term: **14 Years**

(21) Appl. No.: **29/476,655**

(22) Filed: **Dec. 16, 2013**

(51) **LOC (10) Cl.** **28-03**

(52) **U.S. Cl.**
USPC **D28/76; D9/50; D9/529**

(58) **Field of Classification Search**
USPC D28/76, 77, 7, 85, 4, 88, 86, 87, 89, 90;
D9/504, 529, 724, 560; 132/318, 320,
132/317, 296, 294, 297, 315, 316; 401/68,
401/72, 88, 17, 19, 18
CPC A45D 40/06; A45D 40/00; A45D 34/06;
A45D 34/045; A45D 34/042; A45D 40/24;
A45D 2040/0018; A45D 42/02; A45D 40/20;
A45D 40/262; A45D 40/265; A45D 40/267;
A45D 40/268; A46B 2200/1053; A46B
2200/106

See application file for complete search history.

(56) **References Cited**

U.S. PATENT DOCUMENTS

D416,355 S * 11/1999 Lerolle D28/76
D516,916 S * 3/2006 Cornet et al. D9/504

D532,936 S * 11/2006 Bakic D28/76
D554,291 S * 10/2007 Darnell et al. D28/76
D564,706 S * 3/2008 Kadlubowski et al. D28/76
D565,795 S * 4/2008 Ivanova D28/76
D585,159 S * 1/2009 Althoff et al. D28/76
D585,600 S * 1/2009 Althoff et al. D28/76
D617,051 S * 6/2010 Pires et al. D28/76
D663,483 S * 7/2012 Lee D28/76
2011/0114112 A1 * 5/2011 Tsai 132/218
2013/0343800 A1 * 12/2013 Dugeon et al. 401/126

OTHER PUBLICATIONS

Google image search "Mascara". Date restricted to before Dec. 16, 2012. Accessed on May 8, 2015.*

* cited by examiner

Primary Examiner — Jennifer Rivard

Assistant Examiner — April Rivas

(74) *Attorney, Agent, or Firm* — Kirton McConkie; Evan R. Witt


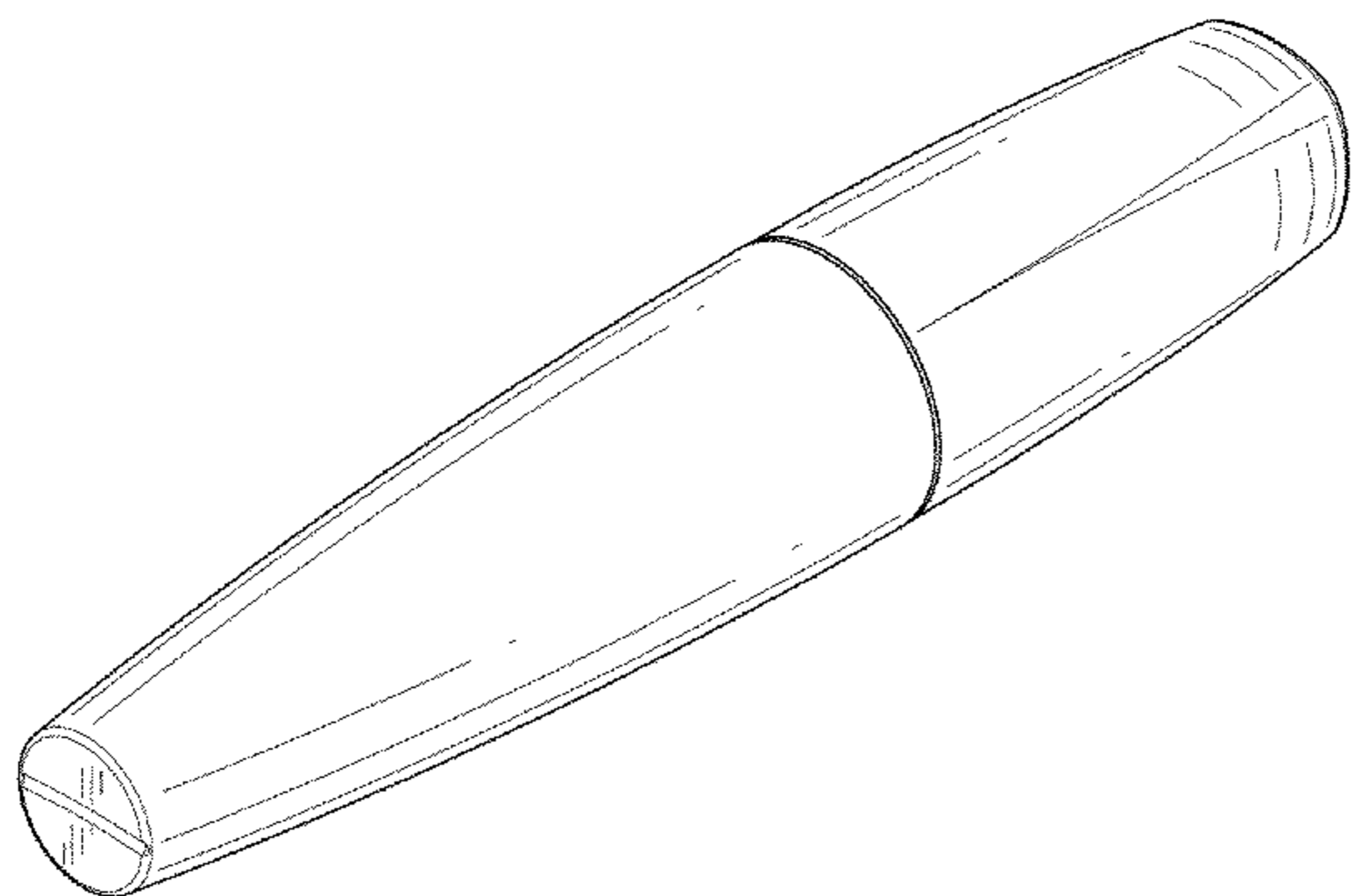
(57) **CLAIM**

The ornamental design for mascara container, as shown and described.

DESCRIPTION

FIG. 1 is a perspective view of mascara container showing my new design;
FIG. 2 is a front elevational view thereof;
FIG. 3 is a rear elevational view thereof;
FIG. 4 is a left side elevational view thereof;
FIG. 5 is a right side elevational view thereof;
FIG. 6 is a top plan view thereof; and,
FIG. 7 is a bottom plan view thereof.

1 Claim, 4 Drawing Sheets



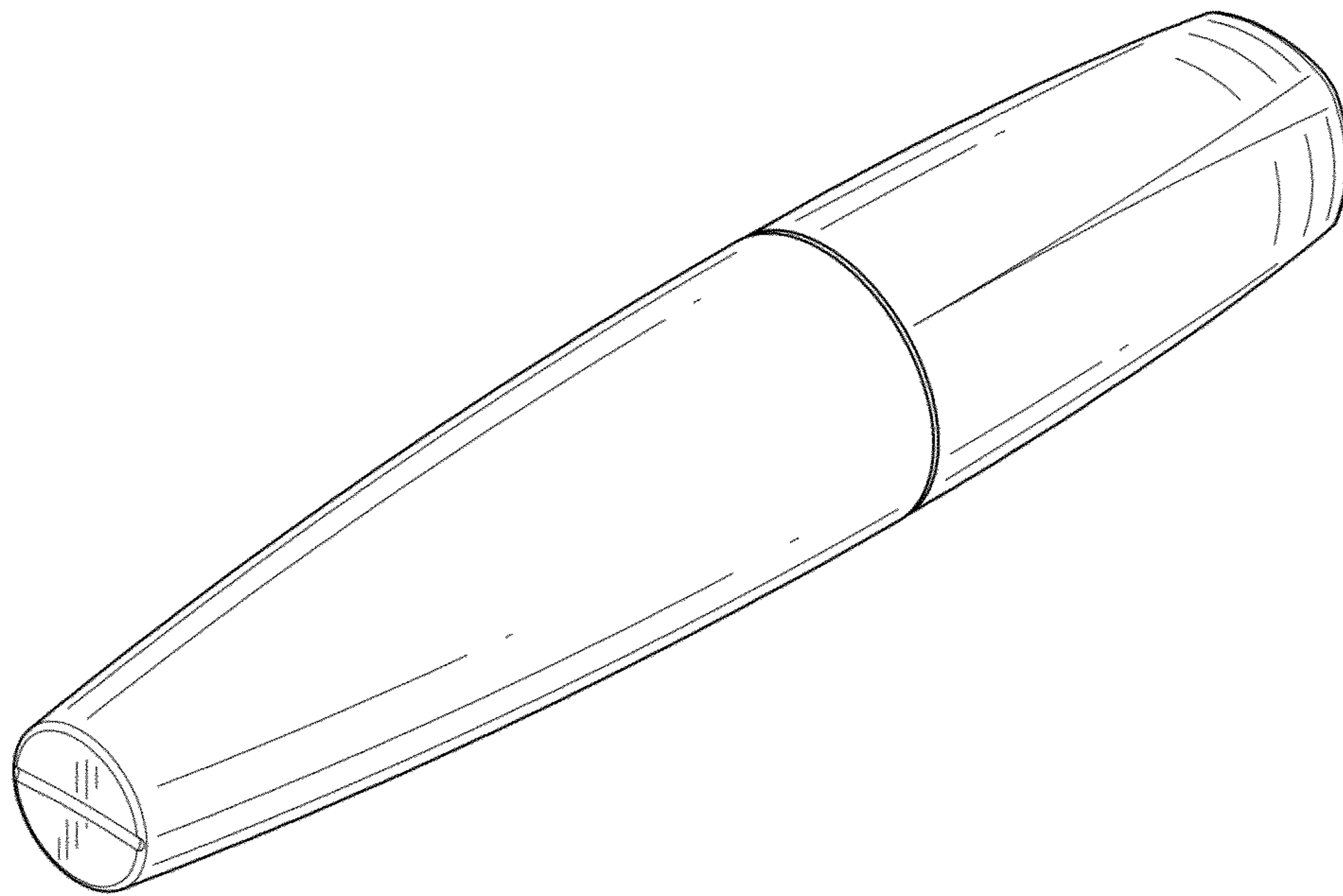


FIG.1




FIG.2

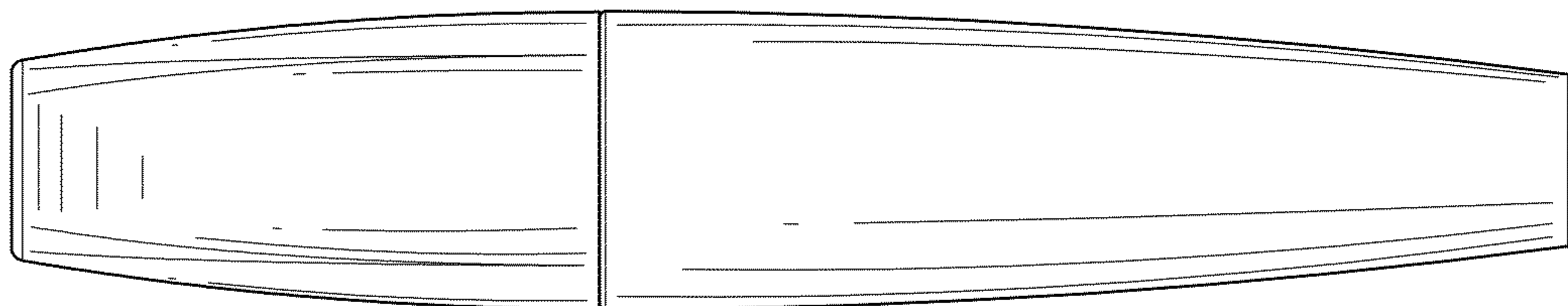


FIG.3

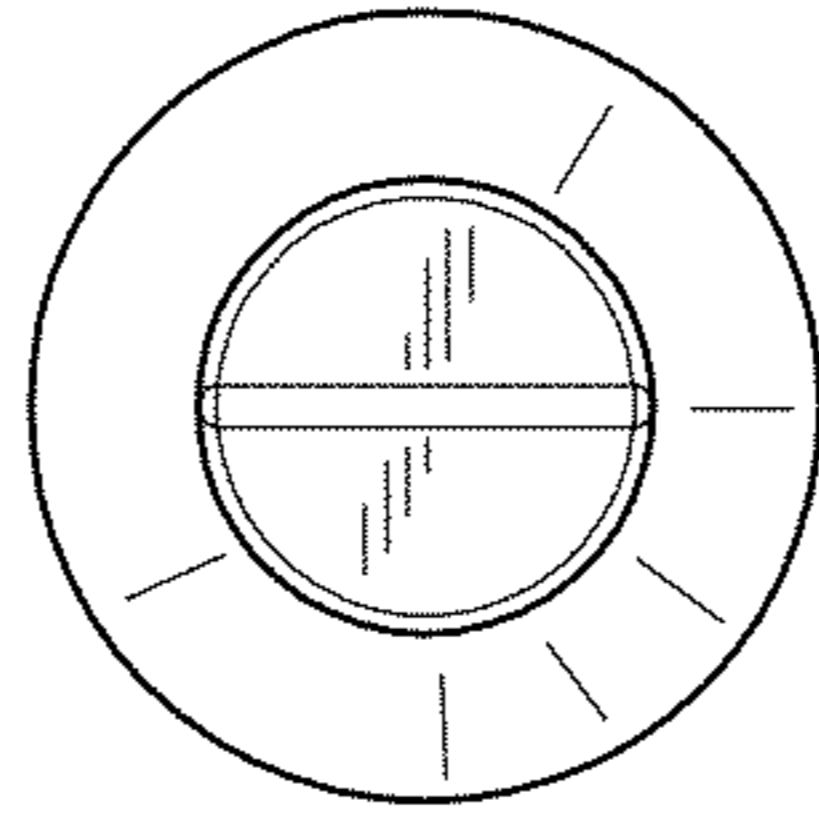


FIG.4

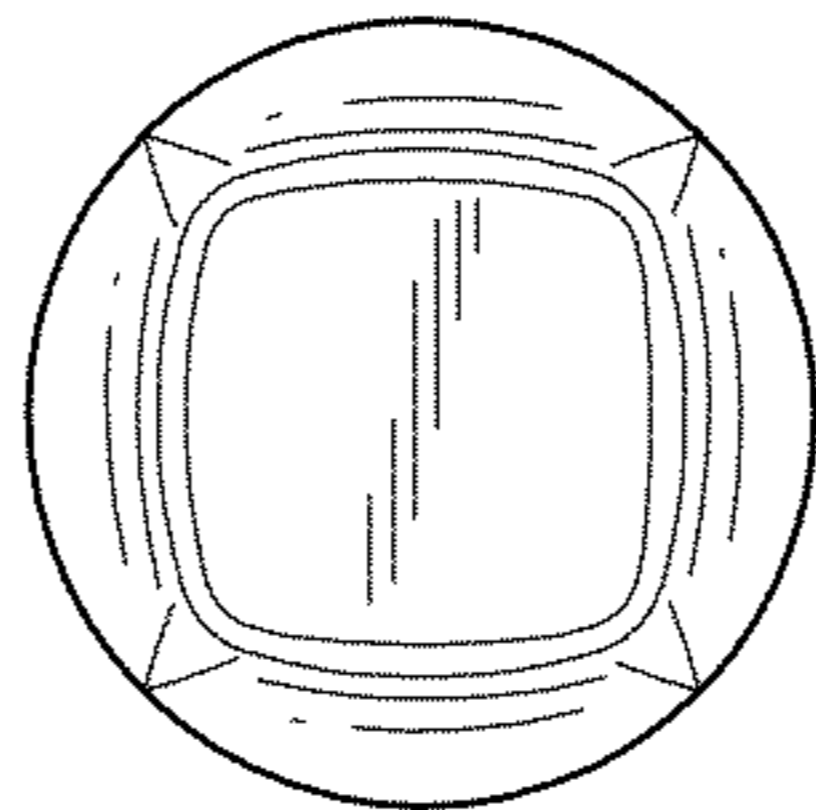


FIG.5

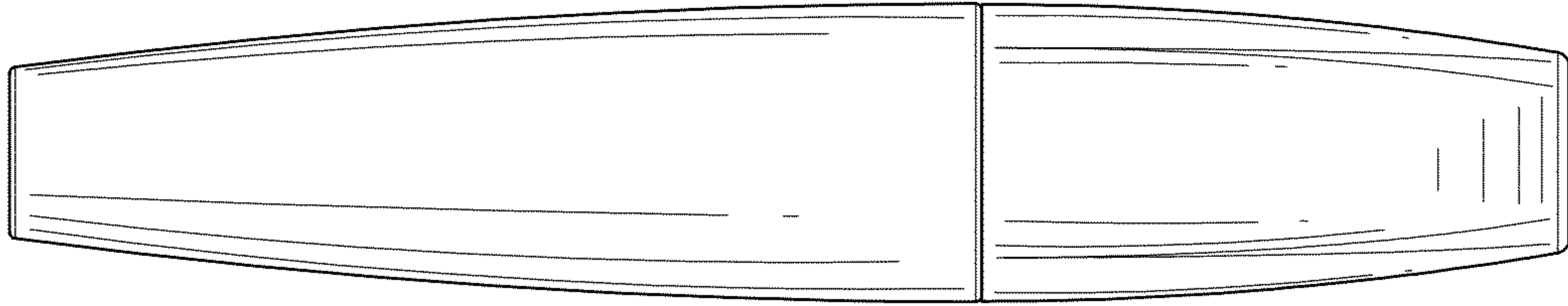


FIG. 6




FIG. 7