

US00D735943S

(12) **United States Design Patent**
Mintz

(10) **Patent No.:** **US D735,943 S**

(45) **Date of Patent:** **** Aug. 4, 2015**

(54) **CLIPPER WITH APPLIED SURFACE ORNAMENTATION**

(71) Applicant: **Medline Industries, Inc.**, Mundelein, IL (US)

(72) Inventor: **Stuart Mintz**, Glenview, IL (US)

(73) Assignee: **MEDLINE INDUSTRIES, INC.**, Mundelein, IL (US)

(**) Term: **14 Years**

(21) Appl. No.: **29/483,523**

(22) Filed: **Feb. 28, 2014**

(51) **LOC (10) Cl.** **28-03**

(52) **U.S. Cl.**
USPC **D28/54**

(58) **Field of Classification Search**
USPC D28/49-54, 44-48; 30/34.05, 32, 34.1, 30/34.2, 43-43.92, 29.5, 526-527, 44-45, 30/341, 272.1, 226-227, 231, 233-233.5, 30/537

See application file for complete search history.

(56) **References Cited**

U.S. PATENT DOCUMENTS

D519,681 S *	4/2006	Liao	D28/54
D567,443 S *	4/2008	Giannini	D28/53
D567,444 S *	4/2008	Giannini	D28/54
D570,544 S *	6/2008	Hara et al.	D28/53
D583,098 S *	12/2008	Giannini	D28/54

D602,636 S *	10/2009	Lother et al.	D28/54
8,191,262 B2 *	6/2012	Palmer et al.	30/34.05
D711,044 S *	8/2014	Palmer et al.	D28/53
D711,045 S *	8/2014	Palmer et al.	D28/54
D711,593 S *	8/2014	Palmer et al.	D28/54
D711,594 S *	8/2014	Palmer et al.	D28/54

* cited by examiner

Primary Examiner — Jennifer Rivard

(74) *Attorney, Agent, or Firm* — McAndrews Held & Malloy, Ltd.

(57) **CLAIM**

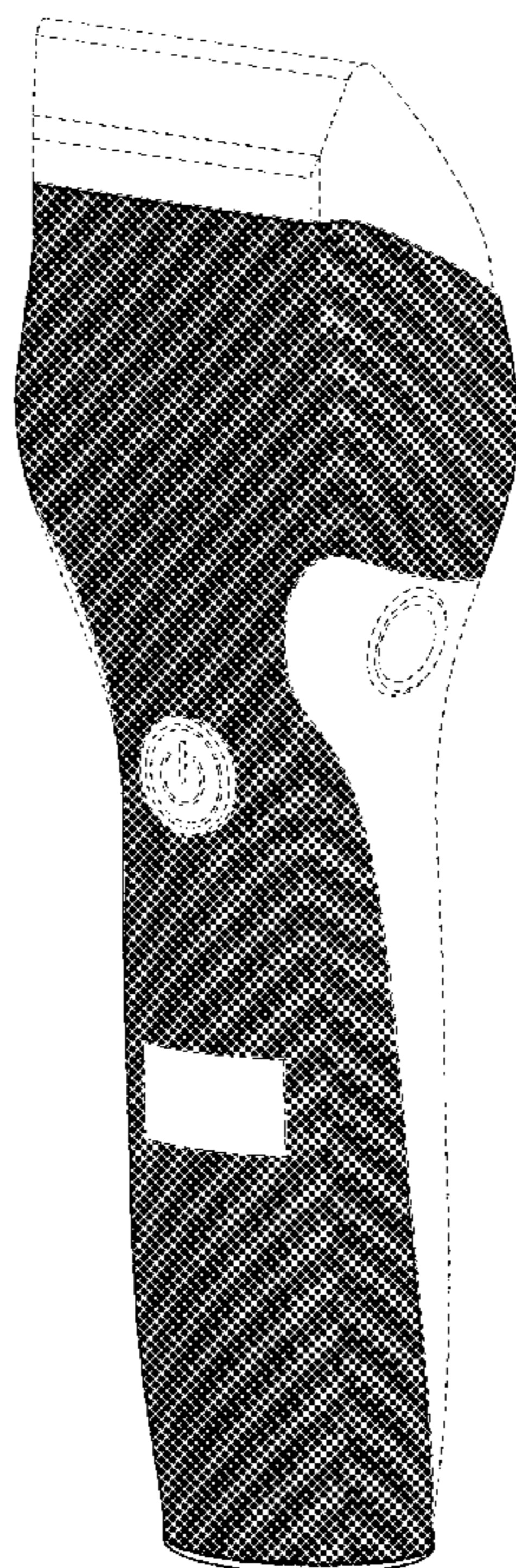
The ornamental design for clipper with applied surface ornamentation, as shown and described.

DESCRIPTION

FIG. 1 is a front right perspective view of a clipper showing my new surface ornamentation design; FIG. 2 is a front elevation view thereof; FIG. 3 is a rear elevation view thereof; FIG. 4 is a left side elevation view thereof; FIG. 5 is a right side elevation view thereof; FIG. 6 is a top plan view thereof; and, FIG. 7 is a bottom plan view thereof.

The evenly-spaced dashed broken lines illustrating portions of a clipper are for environmental purposes only and form no part of the claimed design. The dot-dash lines in the figures represent an unclaimed boundary line and form no part of the claimed design.

1 Claim, 4 Drawing Sheets



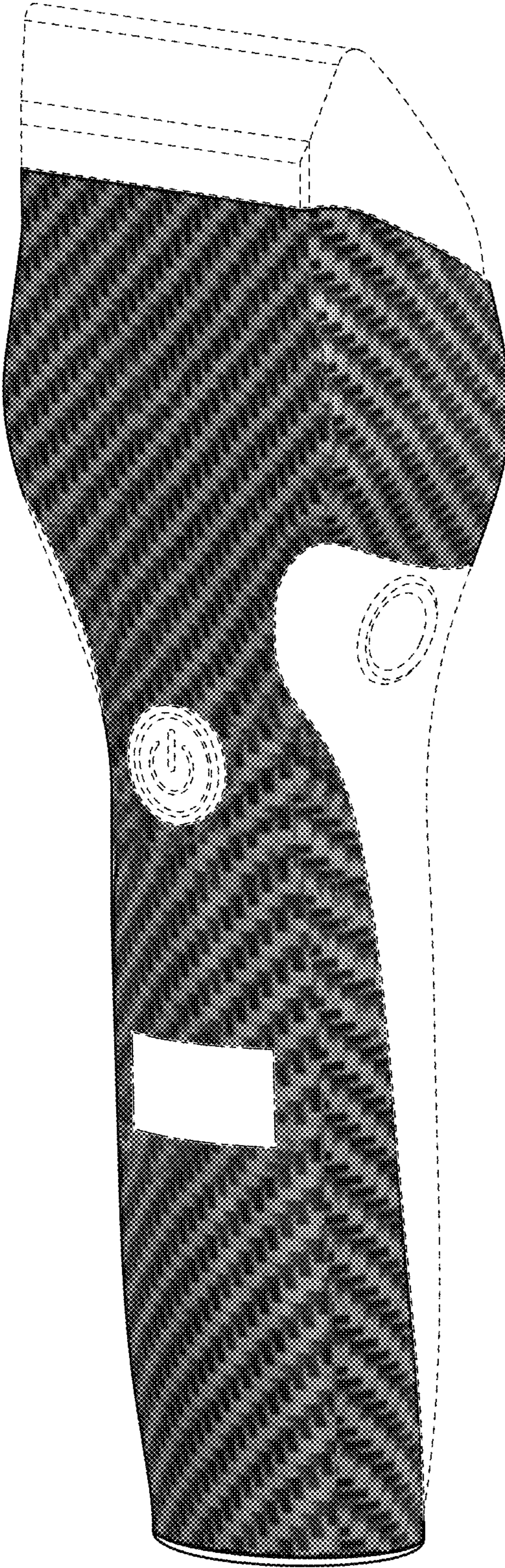


FIG. 1

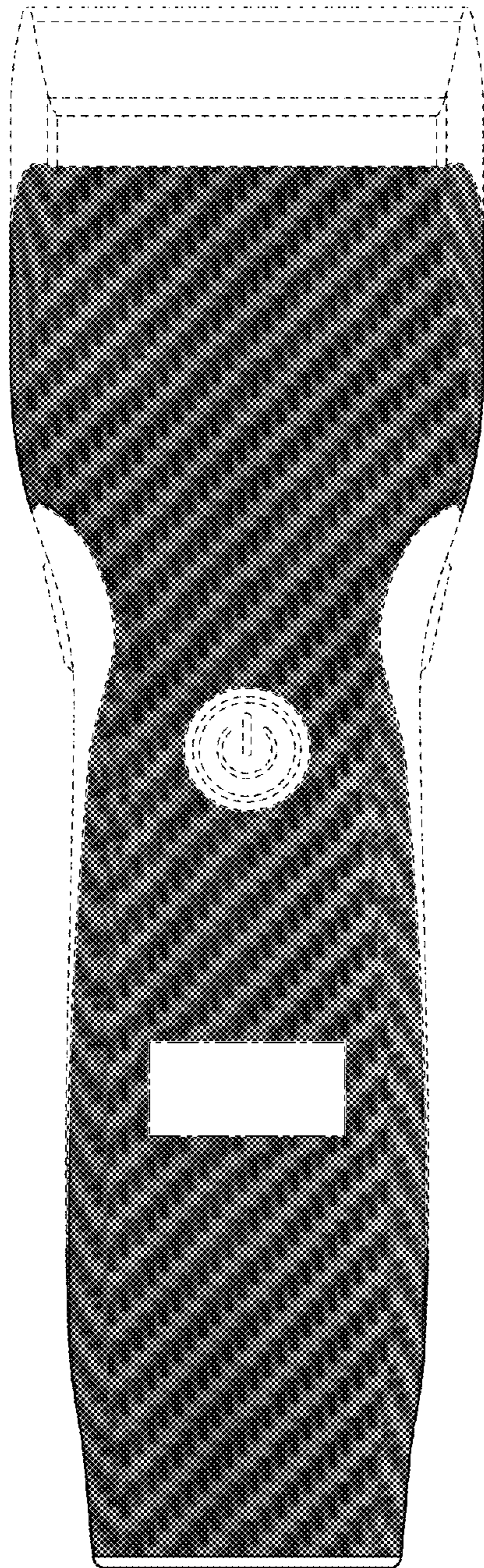


FIG. 2

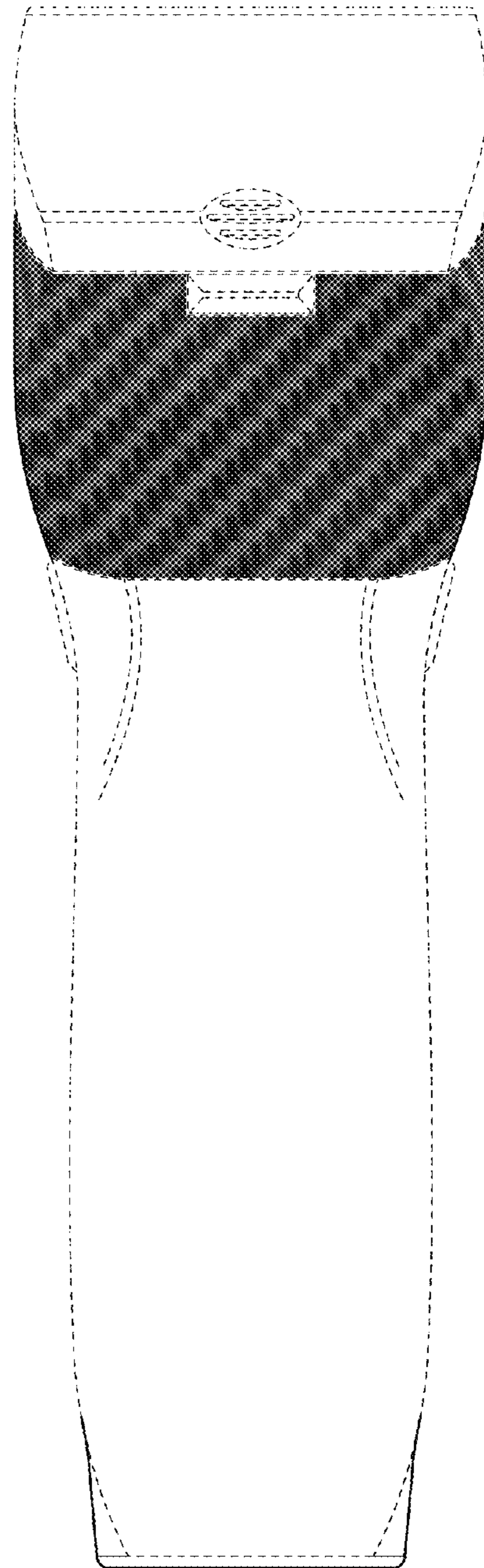


FIG. 3

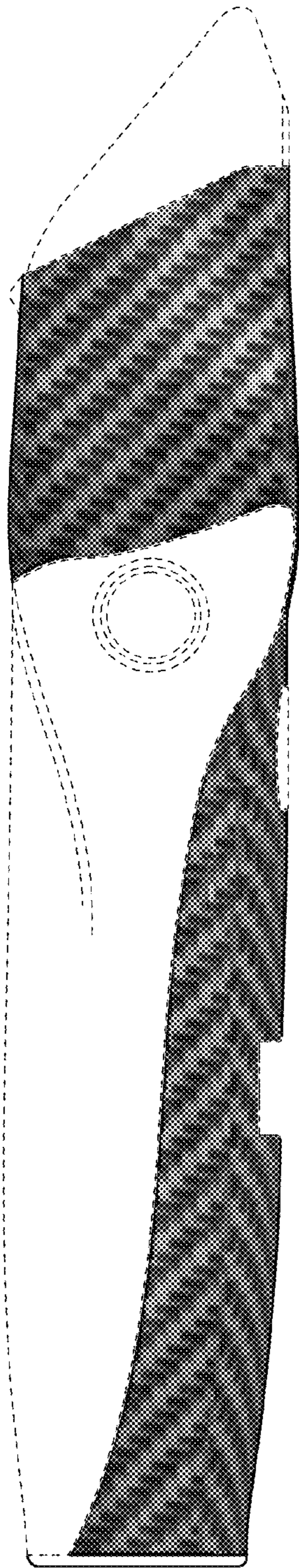


FIG. 4

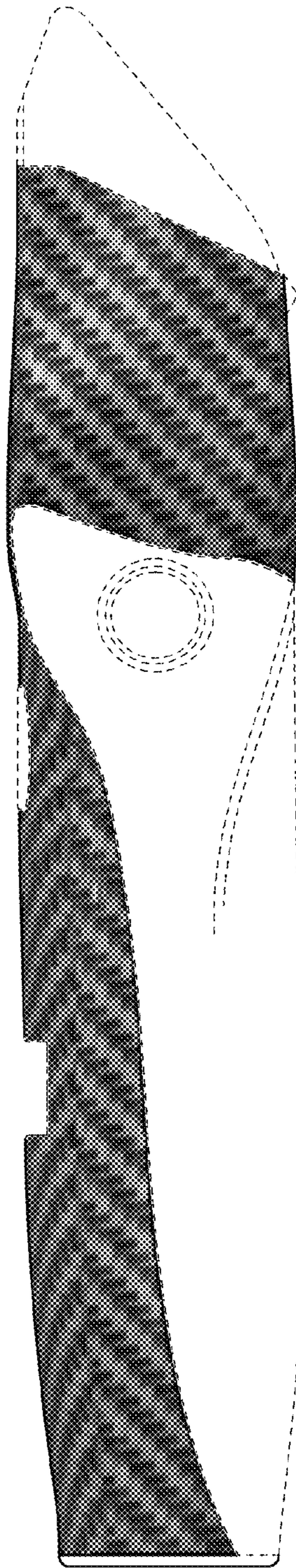


FIG. 5

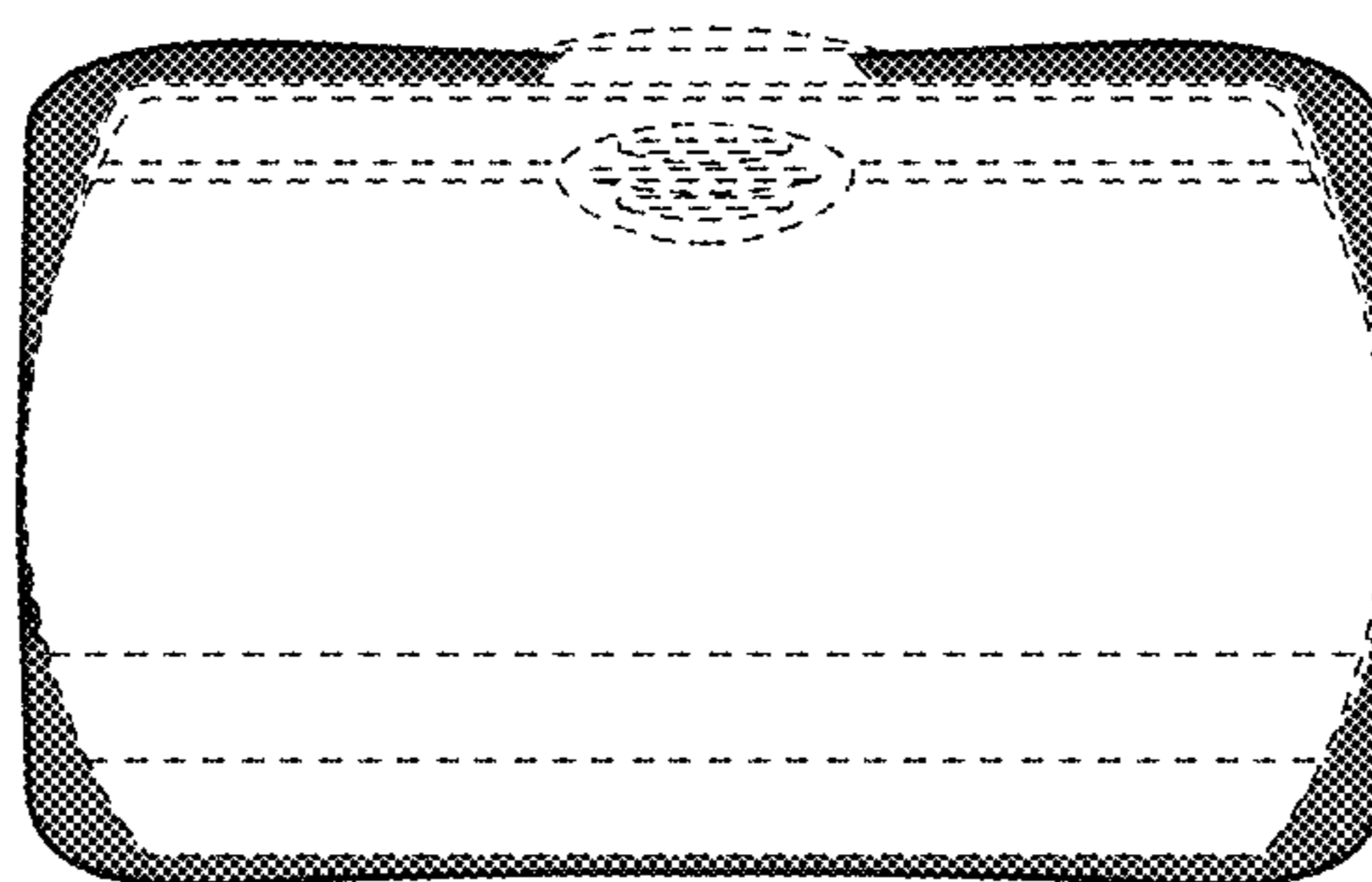


FIG. 6

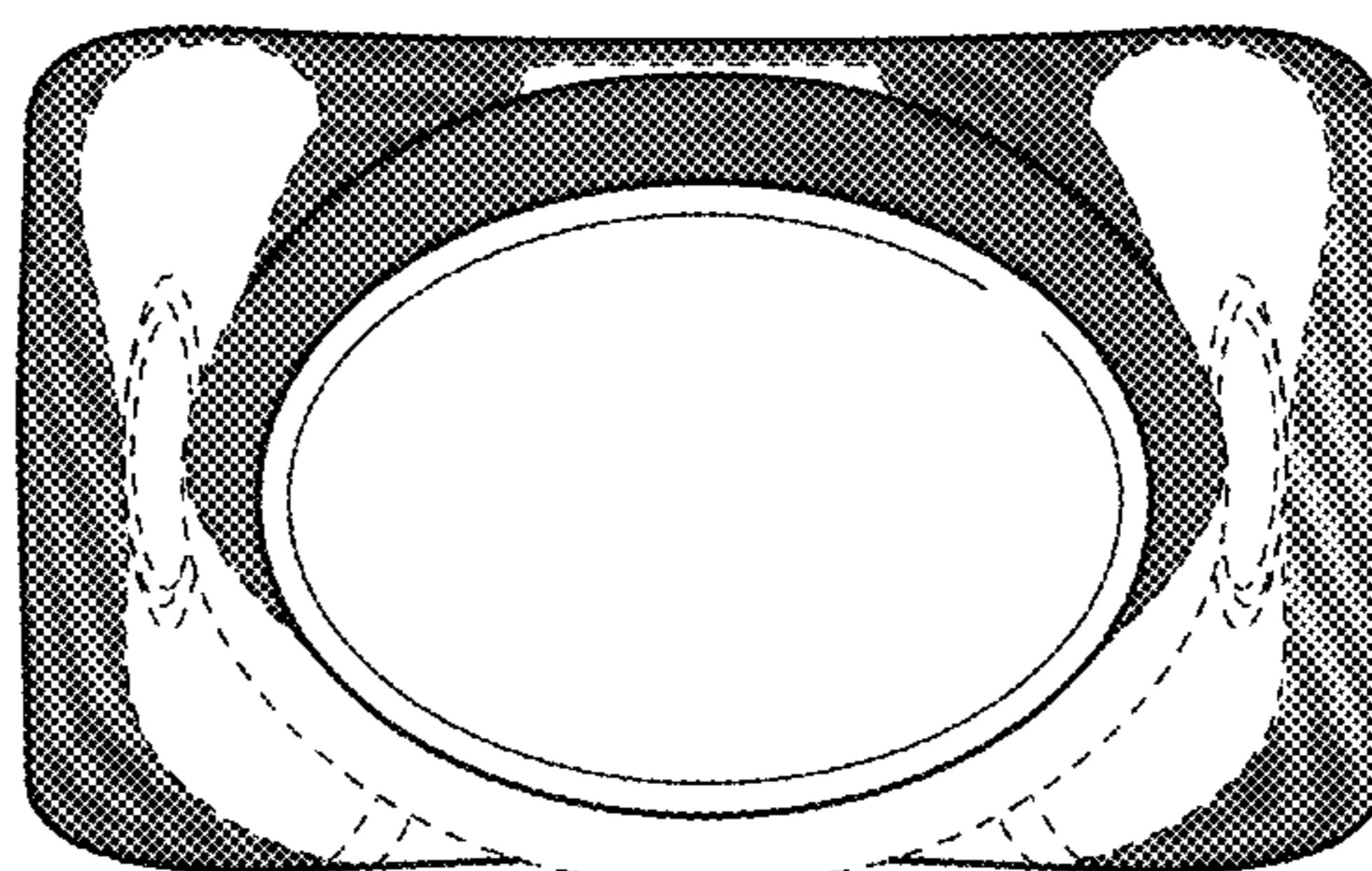


FIG. 7