



US00D735942S

(12) **United States Design Patent**
Tseng

(10) **Patent No.:** **US D735,942 S**

(45) **Date of Patent:** **** Aug. 4, 2015**

(54) **EYELASH TIDYING TOOL**

(56) **References Cited**

(71) Applicant: **Yu-Shiuan Tseng**, Laiyi Township,
Pingtung County (TW)

U.S. PATENT DOCUMENTS

(72) Inventor: **Yu-Shiuan Tseng**, Laiyi Township,
Pingtung County (TW)

3,478,754	A *	11/1969	Martin, Jr.	132/216
D266,434	S *	10/1982	Kowalski	D19/35
5,103,746	A *	4/1992	Dibben et al.	112/475.18
D345,825	S *	4/1994	Arnold	D28/65
D362,067	S *	9/1995	Chang	D24/152
D436,174	S *	1/2001	Komamura	D24/152
D571,962	S *	6/2008	Wittke-Kothe	D28/57
D588,747	S *	3/2009	Wittke-Kothe	D28/57
D636,122	S *	4/2011	Love-Johnson	D28/10
7,963,290	B2 *	6/2011	Havlin	132/210
D669,584	S *	10/2012	Kawasaki	D24/152
D687,682	S *	8/2013	Tsioukis	D7/683
8,826,919	B2 *	9/2014	Dinh	132/201
2006/0096610	A1 *	5/2006	Bradford et al.	132/212
2008/0076089	A1 *	3/2008	Vu	433/143
2010/0184000	A1 *	7/2010	Beach	433/143

(**) Term: **14 Years**

(21) Appl. No.: **29/484,795**

(22) Filed: **Mar. 13, 2014**

(51) **LOC (10) Cl.** **28-03**

(52) **U.S. Cl.**
USPC **D28/36; D28/57; D28/65; D28/10;**
D24/152

(58) **Field of Classification Search**

USPC D28/9, 10, 11, 73, 76, 17, 20, 38, 77,
D28/99, 75, 4, 7, 8, 61, 54, 57, 68, 92, 36,
D28/65, 41, 39; 248/121, 519, 188.7, 523;
D6/677.3, 405, 682.6, 682.5, 672,
D6/682.2, 546, 552, 712; D10/125;
D24/233, 128, 214, 194, 200, 189, 158,
D24/149, 154, 152; D3/27, 23, 24, 205,
D3/215, 224, 229; 132/273, 56, 285, 319,
132/73, 217, 216; 112/169; D16/242, 249;
211/85.23, 70.6, 85.2; D4/127, 128,
D4/114, 138; 606/234; D21/682, 362;
D18/15; 224/245, 148.4, 148.6;
604/289; D20/11, 21; 359/892, 891;
D19/112; 215/391; D7/619.1, 620,
D7/704, 683; 443/141; D30/158
CPC A47K 1/08; A47F 5/08; A47F 5/02;
A47F 5/04; A45F 3/16; A45F 3/18; A45D
44/12; A45D 40/30; A45D 2/48; A41D 13/05;
A45B 1/06

See application file for complete search history.

* cited by examiner

Primary Examiner — Marianne Pandozzi

(74) *Attorney, Agent, or Firm* — Alan D. Kamrath; Kamrath
IP Lawfirm, P.A.

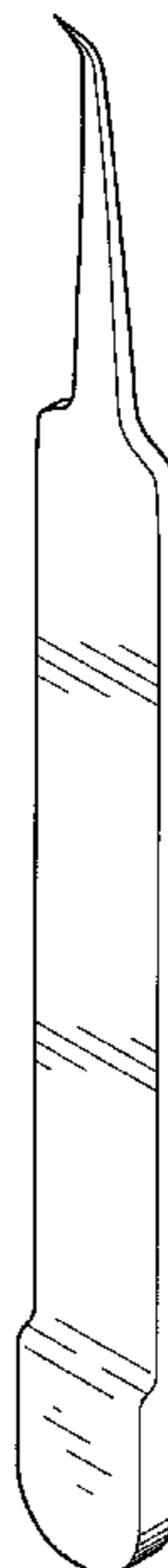
(57) **CLAIM**

The ornamental design for an eyelash tidying tool, as shown
and described.

DESCRIPTION

FIG. 1 is a perspective view of an eyelash tidying tool show-
ing my design;
FIG. 2 is a front elevational view thereof;
FIG. 3 is a rear elevational view thereof;
FIG. 4 is a left elevational view thereof;
FIG. 5 is a right elevational view thereof;
FIG. 6 is a top plan view thereof; and,
FIG. 7 is a bottom plan view thereof.

1 Claim, 6 Drawing Sheets






FIG .1

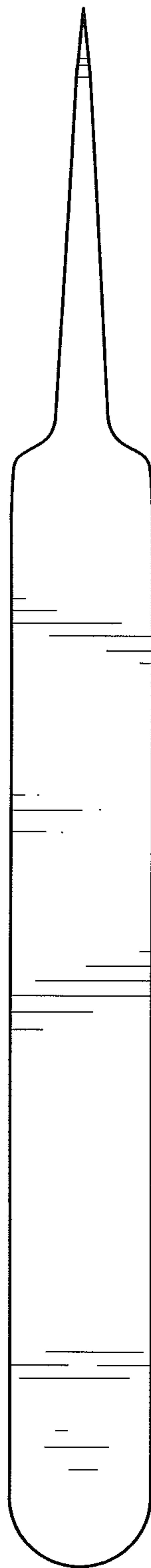


FIG .2



FIG .3

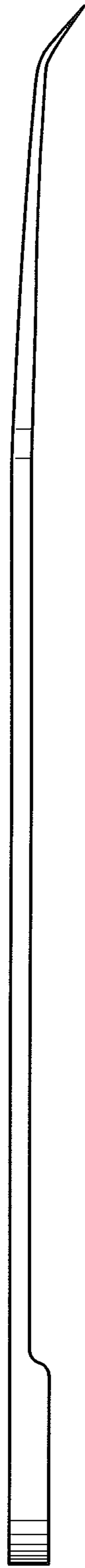


FIG .4



FIG .5



FIG .6



FIG .7