



US00D735937S

(12) **United States Design Patent**
Liu

(10) **Patent No.:** **US D735,937 S**
(45) **Date of Patent:** **** Aug. 4, 2015**

(54) **FRAME OF ELECTRONIC CIGARETTE CASE**

(71) Applicant: **Qiuming Liu**, Shenzhen (CN)

(72) Inventor: **Qiuming Liu**, Shenzhen (CN)

(73) Assignee: **KIMREE HI-TECH INC.**, Tortola (VG)

(**) Term: **14 Years**

(21) Appl. No.: **29/452,866**

(22) Filed: **Apr. 22, 2013**

(30) **Foreign Application Priority Data**

Mar. 18, 2013 (CN) 2013 3 0069265

(51) **LOC (10) Cl.** **27-06**

(52) **U.S. Cl.**
USPC **D27/193**; D27/186

(58) **Field of Classification Search**
USPC D27/129, 144, 172, 174, 175, 183, 186,
D27/187, 189-191, 193, 194; D9/420, 423,
D9/504, 529, 545, 686, 688; D13/108;
206/242, 249, 250, 256, 259, 261, 264,
206/265, 267, 268; D3/273, 294;
131/270-273, 329-330, 347
CPC A24F 13/14; A24F 9/16; A24F 15/00;
A24F 15/12; A24F 15/14; A24F 15/18;
A24F 15/005; A24F 15/20; A24F 23/00;
A24F 23/04
See application file for complete search history.

(56) **References Cited**

U.S. PATENT DOCUMENTS

613,134 A * 10/1898 Follansbee 206/242
D121,825 S * 8/1940 Vendig D27/189
D136,025 S * 7/1943 Goldbert D27/189

D173,597 S * 11/1954 Waterman D9/756
D176,362 S * 12/1955 Littler D27/128
4,241,742 A * 12/1980 Hilding 131/235.1
D400,299 S * 10/1998 Feldman D27/186
D442,737 S * 5/2001 Gaddis D27/183
D712,091 S * 8/2014 Liu D27/193
8,967,382 B2 * 3/2015 Liu 206/581
2004/0217023 A1 * 11/2004 Fagg et al. 206/242
2010/0132723 A1 * 6/2010 McKamy et al. 131/329
2014/0020697 A1 * 1/2014 Liu 131/329
2014/0083443 A1 * 3/2014 Liu 131/329
2014/0286002 A1 * 9/2014 Liu 362/154
2014/0299491 A1 * 10/2014 Liu 206/236
2015/0008149 A1 * 1/2015 Liu 206/257
2015/0041482 A1 * 2/2015 Liu 220/847
2015/0059785 A1 * 3/2015 Liu 131/329

* cited by examiner

Primary Examiner — Susan Bennett Hattan

Assistant Examiner — Janice Hallmark

(74) *Attorney, Agent, or Firm* — Cheng-Ju Chiang


(57) **CLAIM**

The ornamental design for a “frame of electronic cigarette case,” as shown and described.

DESCRIPTION

FIG. 1 is a front, top and right side perspective view of a frame of electronic cigarette case showing my new design;
FIG. 2 is a rear, top and left side perspective view of FIG. 1;
FIG. 3 is a front elevational view of FIG. 1;
FIG. 4 is a rear elevational view of FIG. 1;
FIG. 5 is a left side elevational view of FIG. 1;
FIG. 6 is a right side elevational view of FIG. 1;
FIG. 7 is a top plan view of FIG. 1;
FIG. 8 is a bottom plan view of FIG. 1; and,
FIG. 9 is a rear, top and right side perspective view of FIG. 1 with an electronic cigarette therein.
The broken lines shown in FIG. 9 depict an electronic cigarette that forms no part of the claimed design.

1 Claim, 9 Drawing Sheets






FIG. 1




FIG. 2

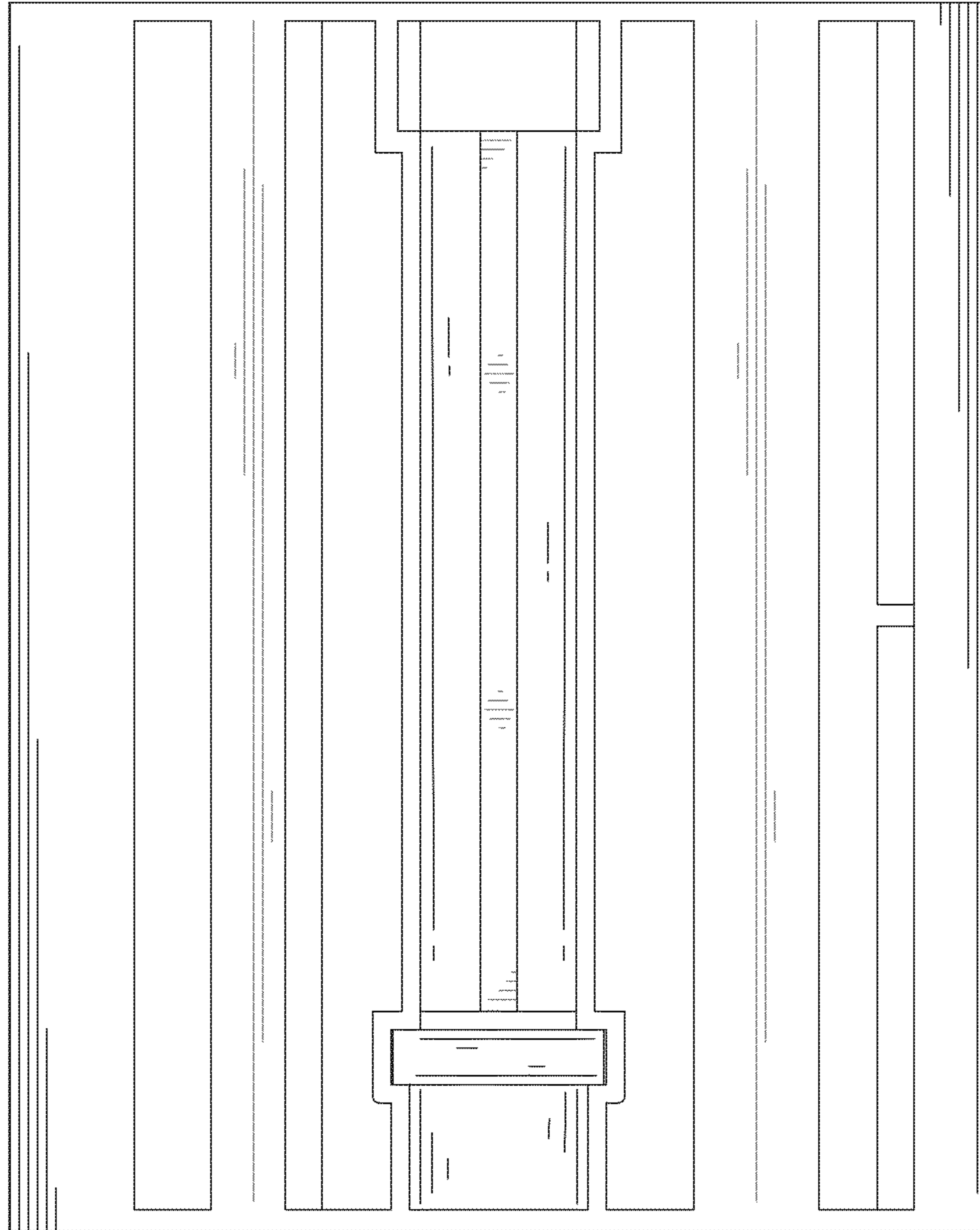


FIG. 3

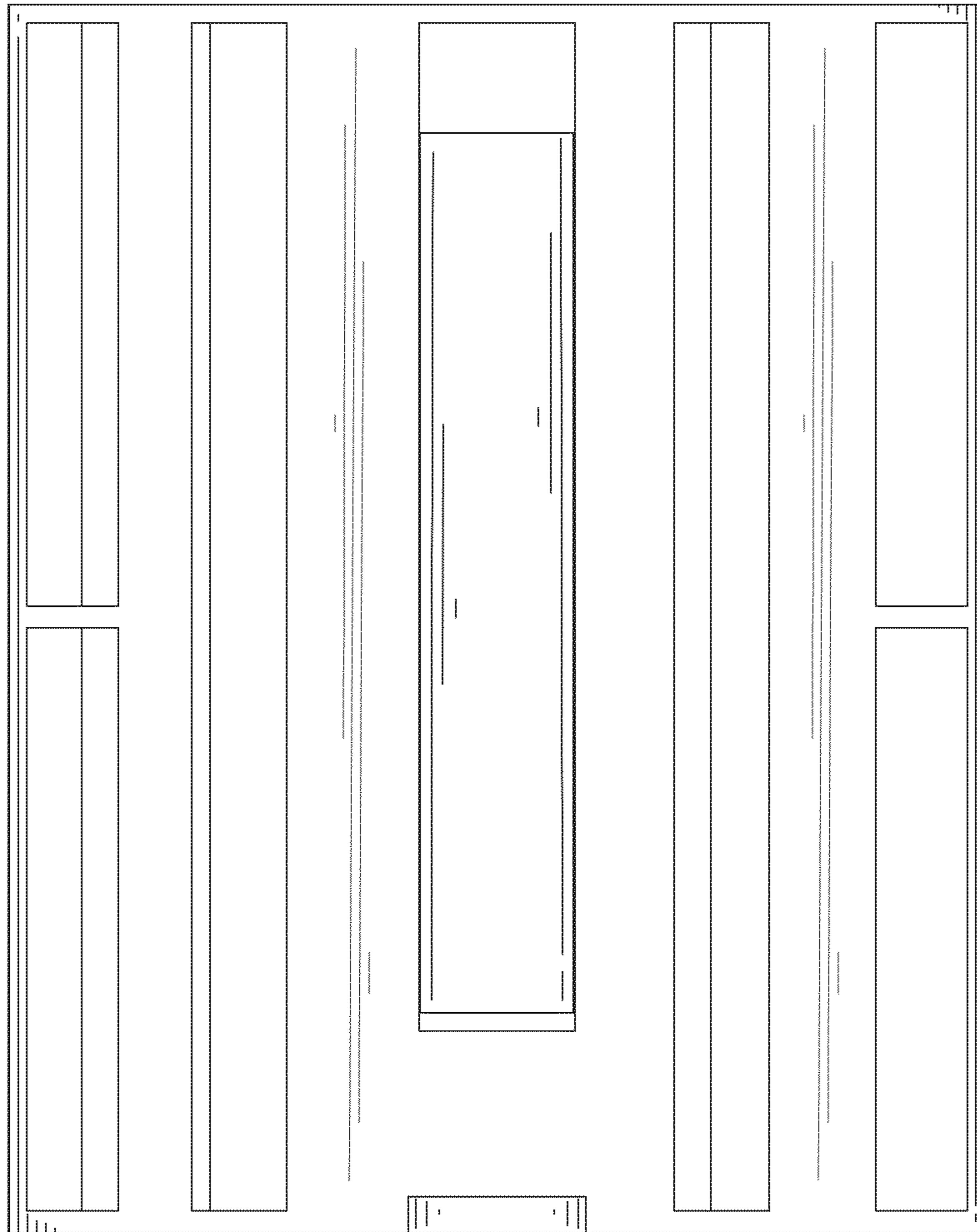


FIG. 4




FIG. 5




FIG. 6

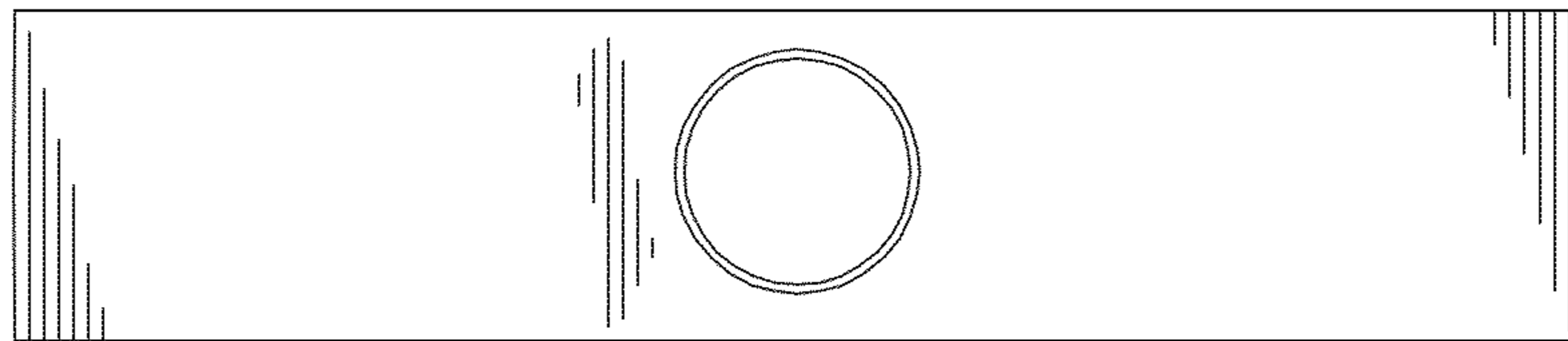


FIG. 7

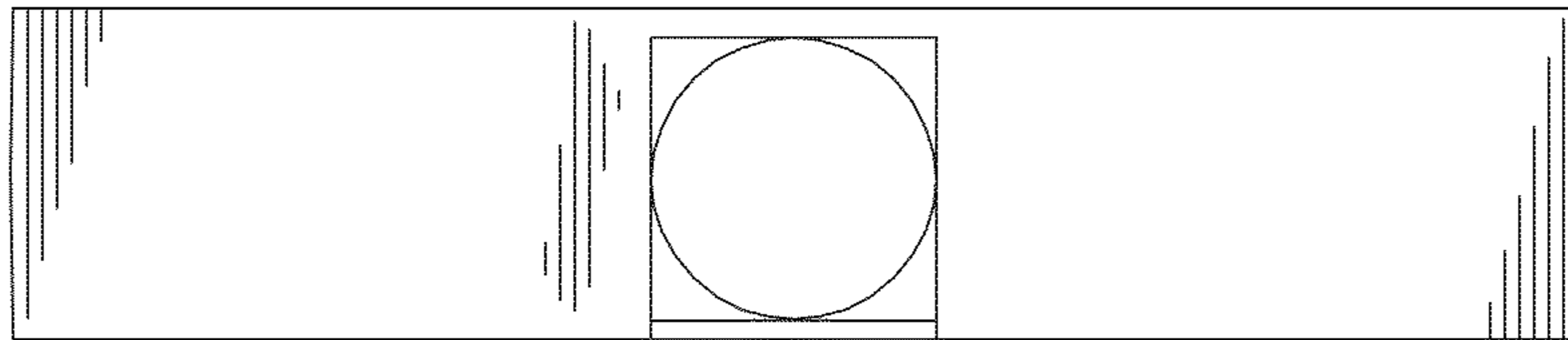


FIG. 8




FIG. 9