



US00D735905S

(12) **United States Design Patent**
Wang et al.

(10) **Patent No.:** **US D735,905 S**

(45) **Date of Patent:** **** Aug. 4, 2015**

(54) **LED LAMP**

(71) Applicant: **TAIWAN-N LIGHTING CORPORATION LTD.**, Taipei (TW)

(72) Inventors: **Tai-Kuang Wang**, Taipei (TW);
Yu-Wen Cheng, Taipei (TW);
Shih-Hsuan Yang, Taipei (TW);
Chia-Tien Pan, New Taipei (TW)

(73) Assignee: **TAIWAN-N LIGHTING CORPORATION LTD.**, Taipei (TW)

(**) Term: **14 Years**

(21) Appl. No.: **29/488,439**

(22) Filed: **Apr. 18, 2014**

(51) **LOC (10) Cl.** **26-04**

(52) **U.S. Cl.**
USPC **D26/2**

(58) **Field of Classification Search**
USPC D26/1-4; 313/313, 315, 316, 317, 318,
313/493; 315/52, 53, 56, 57, 58
See application file for complete search history.

(56) **References Cited**

U.S. PATENT DOCUMENTS

D531,741 S * 11/2006 Takahashi D26/2
D538,950 S * 3/2007 Maxik D26/2

D538,953 S * 3/2007 Mama D26/2
D548,369 S * 8/2007 Bembridge D26/2
D549,360 S * 8/2007 An D26/2
D550,864 S * 9/2007 Hernandez et al. D26/2
D553,267 S * 10/2007 Yuen D26/2
D602,614 S * 10/2009 Takahashi et al. D26/2
D628,320 S * 11/2010 Yamamoto D26/2

* cited by examiner

Primary Examiner — Marcus Jackson

(74) *Attorney, Agent, or Firm* — Li & Cai Intellectual Property (USA) Office

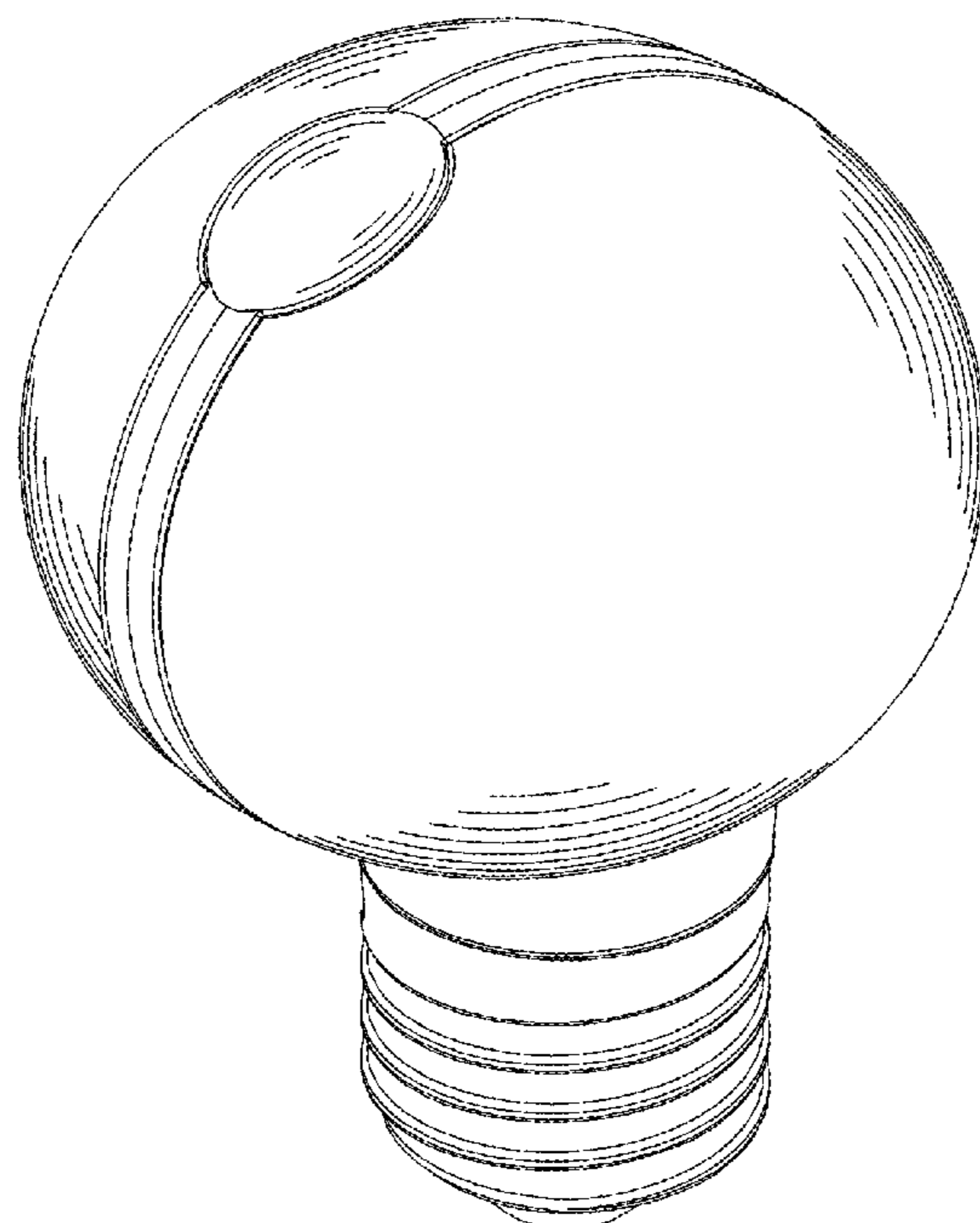
(57) **CLAIM**

The ornamental design for a “LED lamp,” as shown and described.

DESCRIPTION

FIG. 1 is a perspective view of a LED lamp showing our new design;
FIG. 2 is a front view thereof;
FIG. 3 is a rear view thereof;
FIG. 4 is a left side view thereof;
FIG. 5 is a right side view thereof;
FIG. 6 is a top view thereof;
FIG. 7 is a bottom view thereof; and,
FIG. 8 is a perspective view viewed from another visual angle.

1 Claim, 8 Drawing Sheets



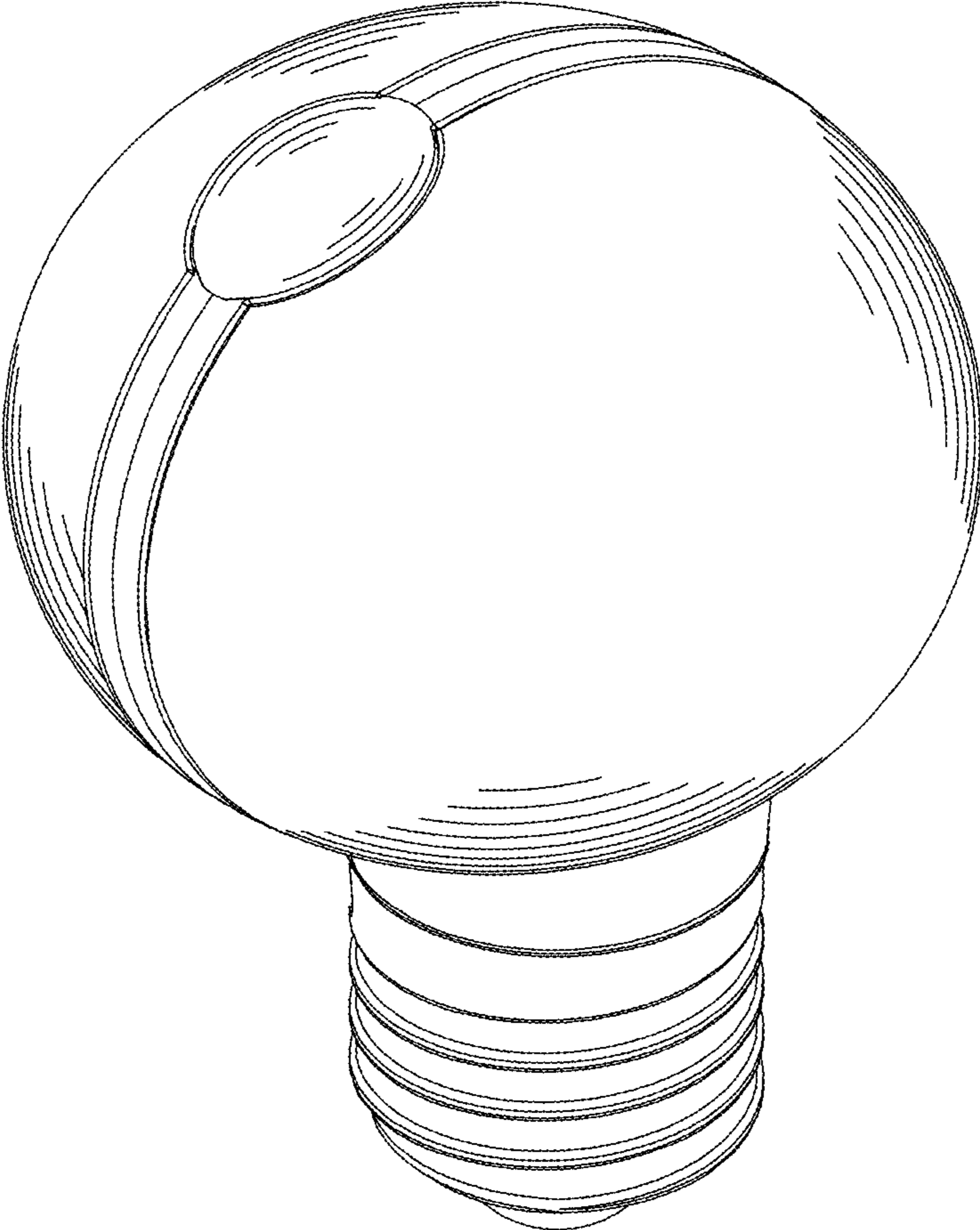


FIG.1




FIG.2




FIG.3




FIG.4




FIG.5

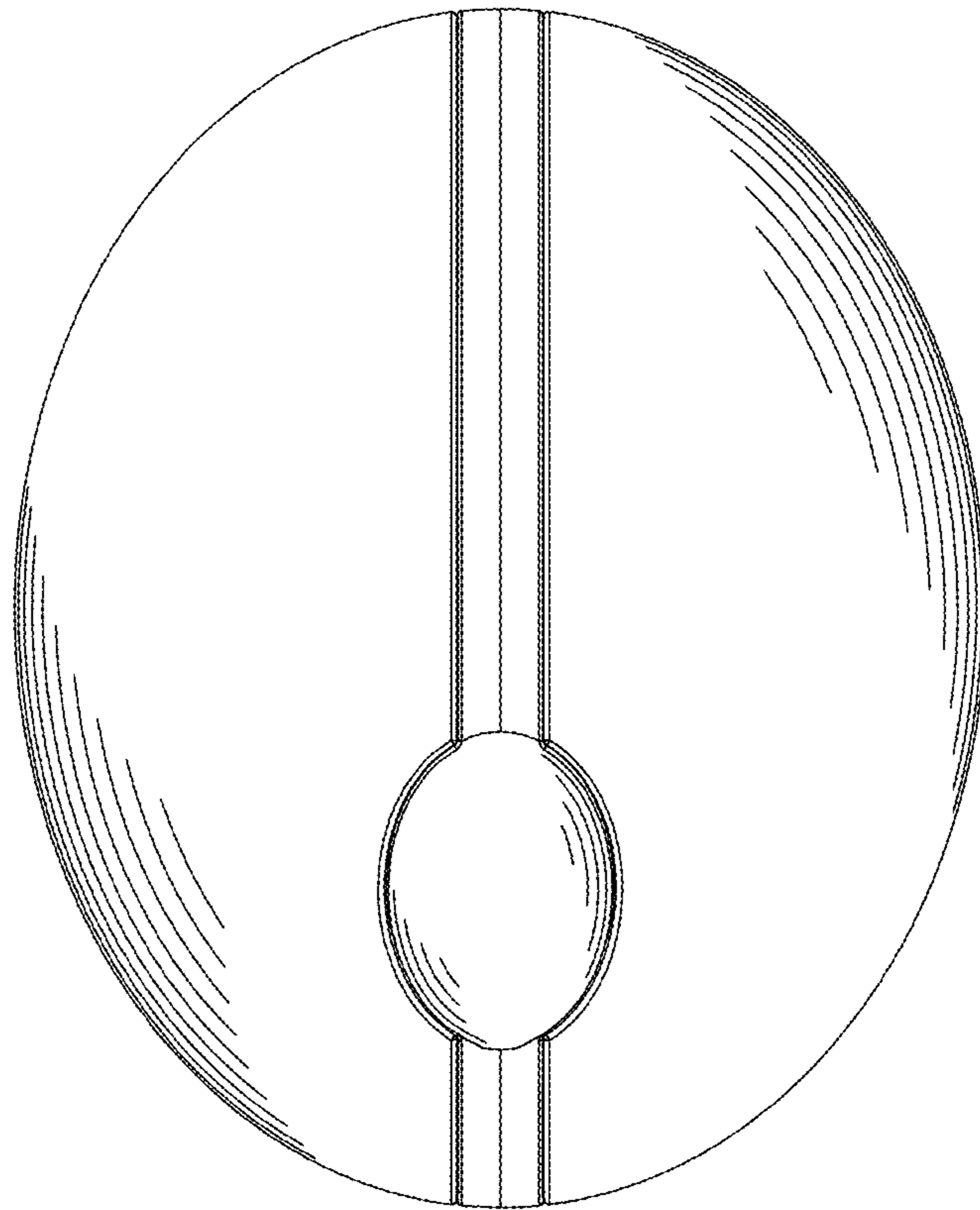


FIG.6

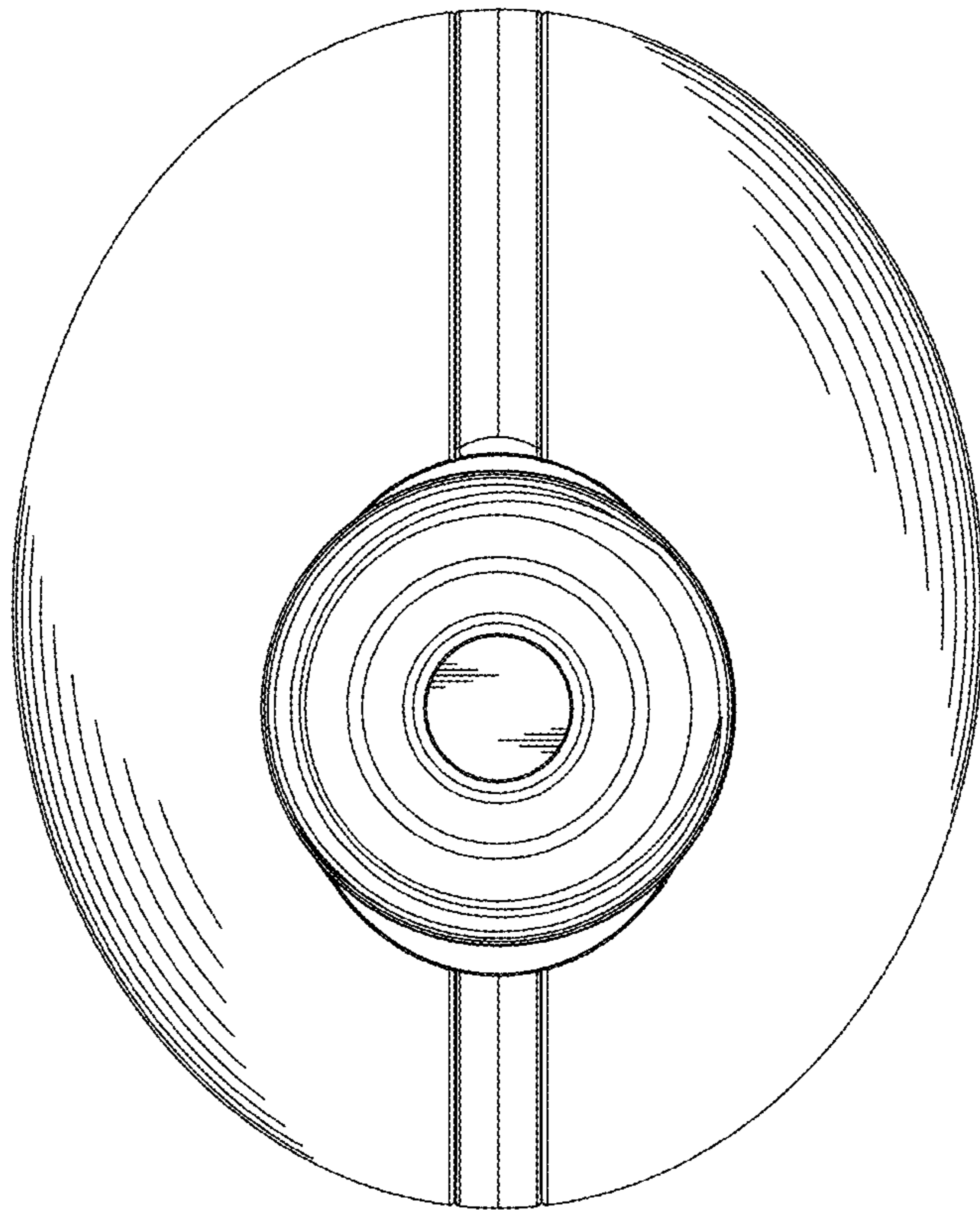


FIG.7




FIG.8