



US00D735899S

(12) **United States Design Patent**  
**Erdman et al.**

(10) **Patent No.:** **US D735,899 S**

(45) **Date of Patent:** **\*\* Aug. 4, 2015**

(54) **FLEXIBLE GARDEN EDGE**

(71) Applicant: **Multy Home, LP**, Concord (CA)

(72) Inventors: **Derek Erdman**, Toronto (CA); **Stephen Dixon**, Oakville (CA)

(73) Assignee: **Multy Home LP**, Ontario (CA)

(\*\*) Term: **14 Years**

(21) Appl. No.: **29/461,000**

(22) Filed: **Jul. 17, 2013**

**Related U.S. Application Data**

(63) Continuation-in-part of application No. 29/448,666, filed on Mar. 13, 2013, now abandoned.

(30) **Foreign Application Priority Data**

May 16, 2013 (CA) ..... 151163

(51) **LOC (10) Cl.** ..... **25-01**

(52) **U.S. Cl.**  
USPC ..... **D25/164**

(58) **Field of Classification Search**  
USPC ..... D25/164; 52/102; 47/47, 32.7, 33  
CPC ..... A01G 1/08  
See application file for complete search history.

(56) **References Cited**

U.S. PATENT DOCUMENTS

D361,853 S \* 8/1995 Northrop ..... D25/164  
6,460,298 B1 \* 10/2002 Elias ..... 52/102  
6,643,977 B1 \* 11/2003 Drysdale ..... 47/33

\* cited by examiner

*Primary Examiner* — Doris Clark

(74) *Attorney, Agent, or Firm* — Stites & Harbison, PLLC; David W. Nagle, Jr.

(57) **CLAIM**

The ornamental design for a flexible garden edge, as shown and described.

**DESCRIPTION**

FIG. 1 shows a perspective top, front and first end view of a flexible garden edge incorporating the design of the present invention;

FIG. 2 shows a front elevation view thereof;

FIG. 3 shows a top plan view thereof;

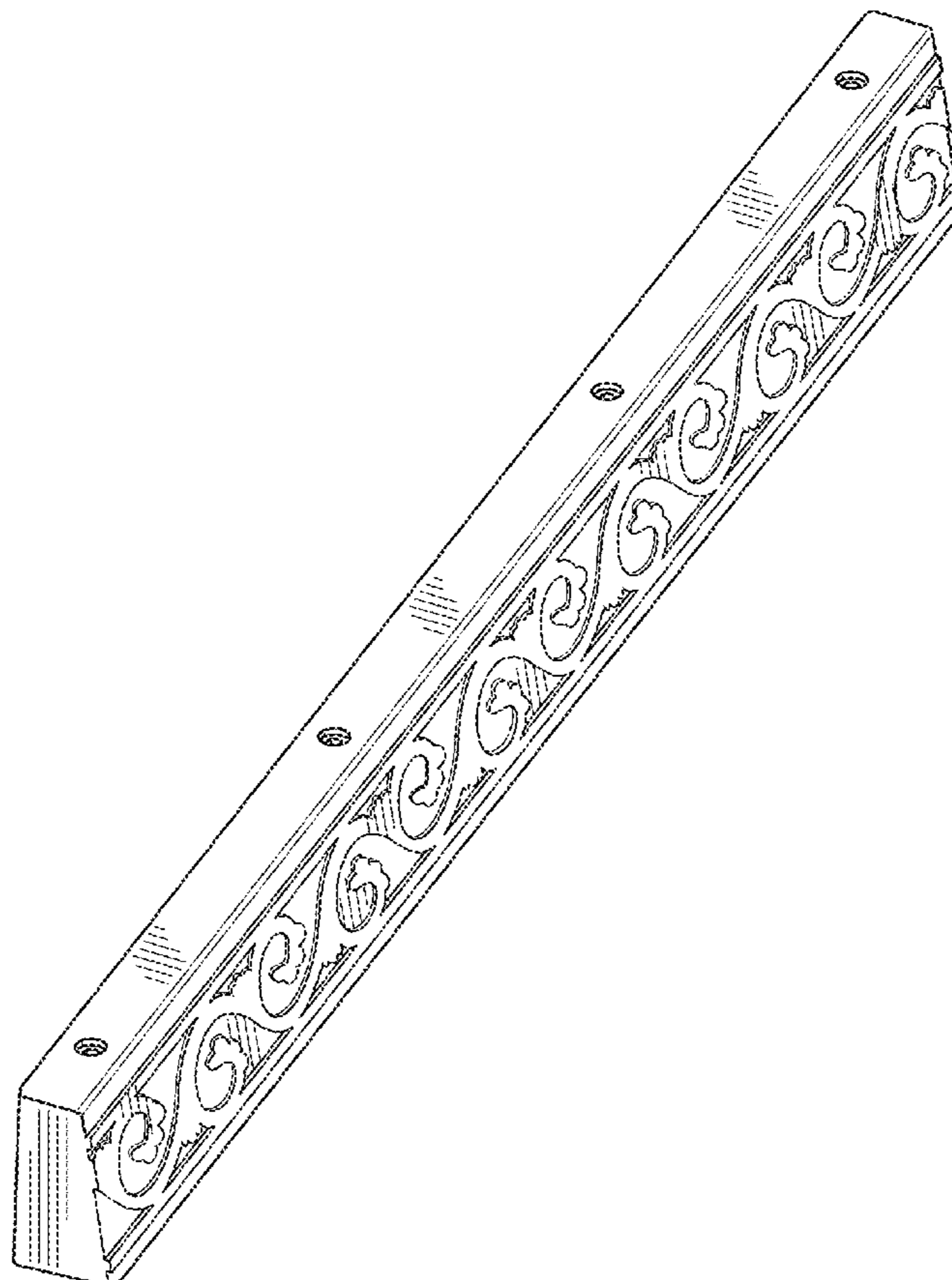
FIG. 4 shows a first end view thereof;

FIG. 5 shows a second end view thereof;

FIG. 6 shows a rear elevation view thereof; and,

FIG. 7 shows a bottom plan view thereof.

**1 Claim, 3 Drawing Sheets**



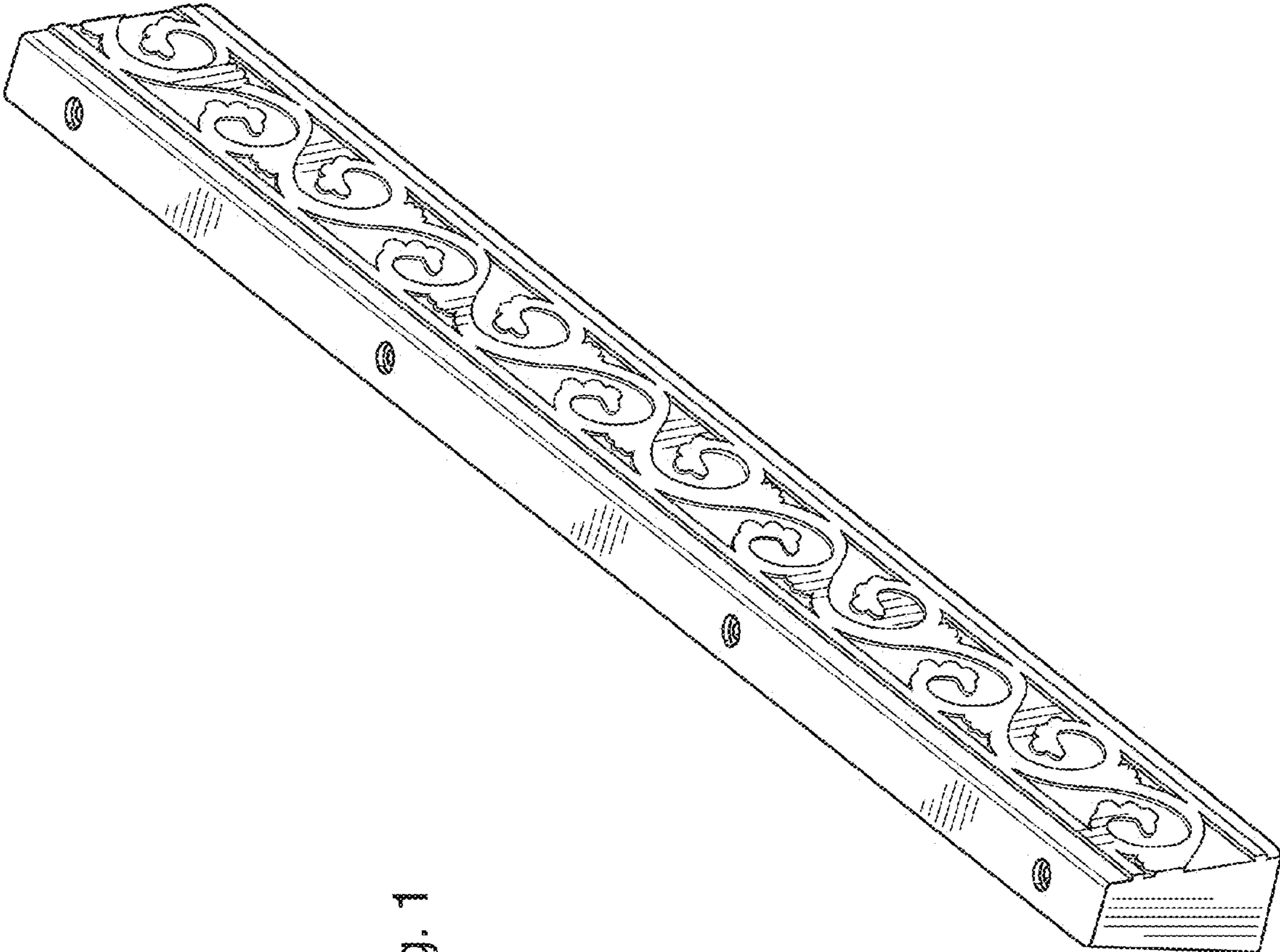


Fig. 1

Fig. 2

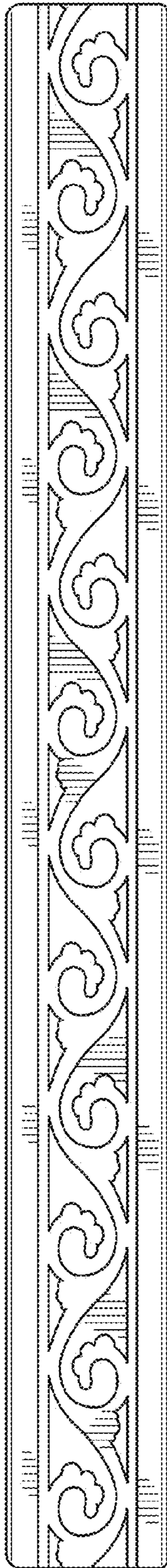


Fig. 3




Fig. 4



Fig. 5




Fig. 6




Fig. 7

