



US00D735886S

(12) **United States Design Patent**
Walsh

(10) **Patent No.:** **US D735,886 S**

(45) **Date of Patent:** **** Aug. 4, 2015**

(54) **LITE FOR DOORS AND ENTRYWAYS**

7,661,227	B2 *	2/2010	Dudley et al.	49/501
D611,618	S	3/2010	Walsh et al.	
D652,530	S	1/2012	Walsh et al.	
D670,005	S	10/2012	Walsh et al.	
D692,584	S	10/2013	Walsh et al.	

(71) Applicant: **Masonite Corporation**, Tampa, FL (US)

(72) Inventor: **Jason Walsh**, Batavia, IL (US)

(73) Assignee: **Masonite Corporation**, Tampa, FL (US)

(**) Term: **14 Years**

(21) Appl. No.: **29/436,243**

(22) Filed: **Nov. 2, 2012**

(51) **LOC (10) Cl.** **25-02**

(52) **U.S. Cl.**
USPC **D25/48.3**

(58) **Field of Classification Search**
USPC D25/138, 48.3; 52/656.4, 455, 456,
52/311, 311.2, 764, 784.1, 630, 782.1,
52/474, 475.1, 778, 779, 457, 458;
49/DIG. 2, 504, 501
See application file for complete search history.

(56) **References Cited**

U.S. PATENT DOCUMENTS

6,826,881	B2 *	12/2004	McGregor	52/312
D566,293	S *	4/2008	Walsh et al.	D25/48.3

FOREIGN PATENT DOCUMENTS

CA	131548	5/2010
CA	134639	5/2010
CA	134640	5/2010

* cited by examiner

Primary Examiner — Doris Clark

(74) *Attorney, Agent, or Firm* — Berenato & White, LLC

(57) **CLAIM**

The ornamental design for a lite for doors and entryways, as shown and described.

DESCRIPTION

FIG. 1 is a perspective view of a first embodiment; FIG. 2 is a front elevational view of FIG. 1; FIG. 3 is a perspective view of a second embodiment; and, FIG. 4 is a front elevational view of FIG. 3. The rear elevational view of each of FIGS. 1-4 is a mirror image thereof.

1 Claim, 4 Drawing Sheets




Fig. 1

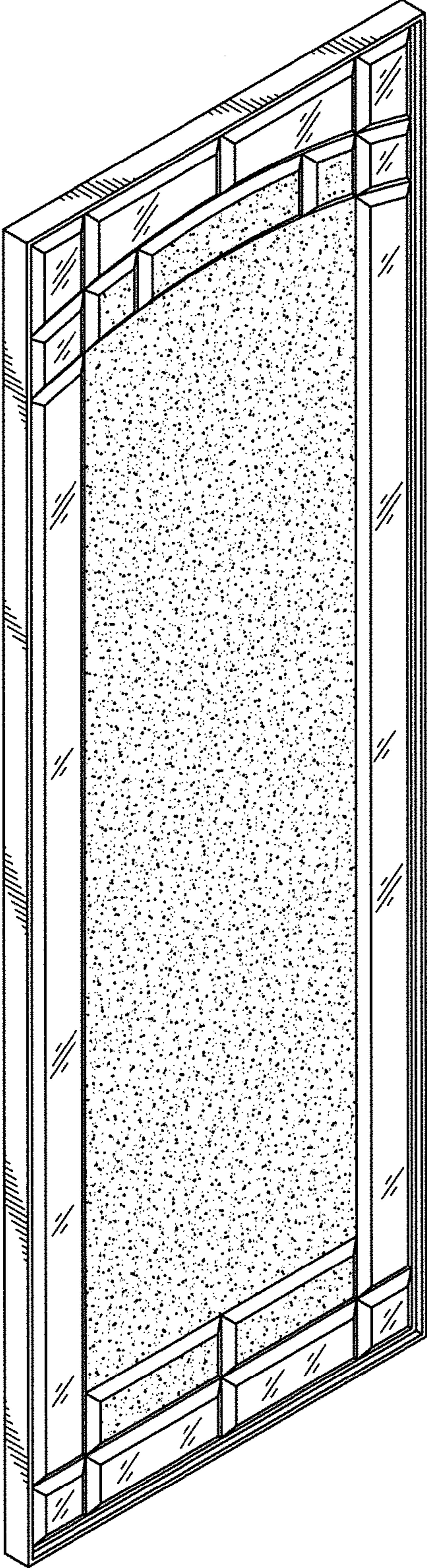


Fig. 2

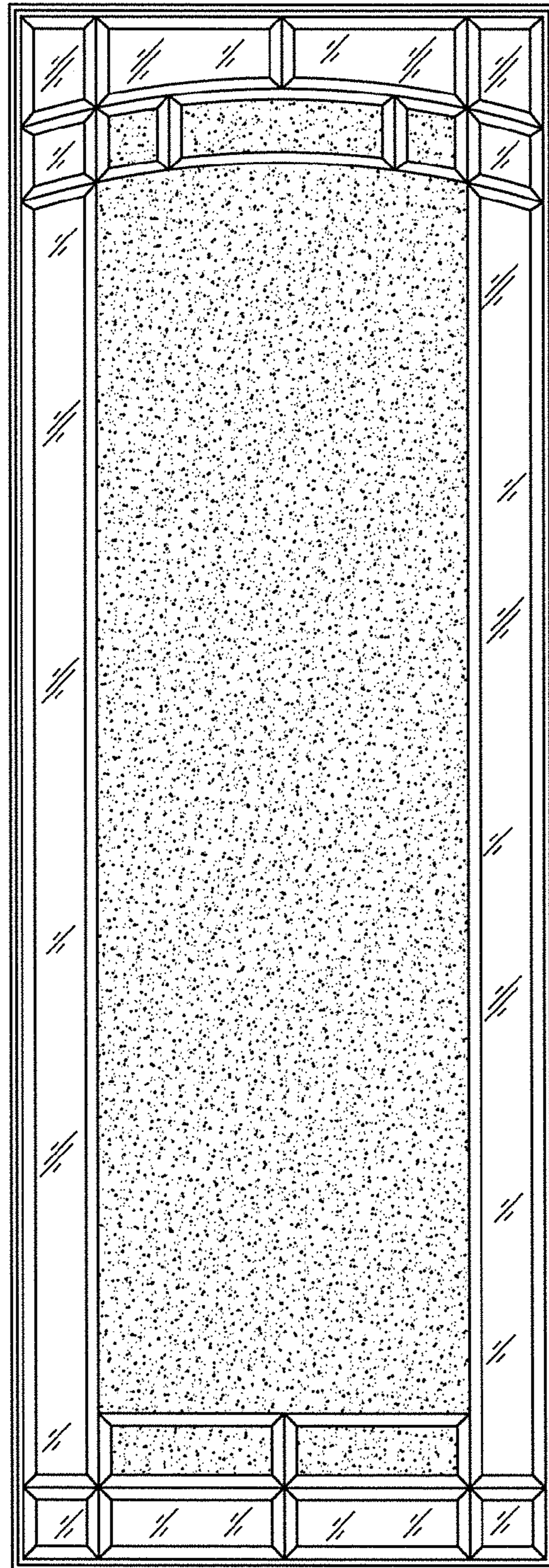


Fig. 3

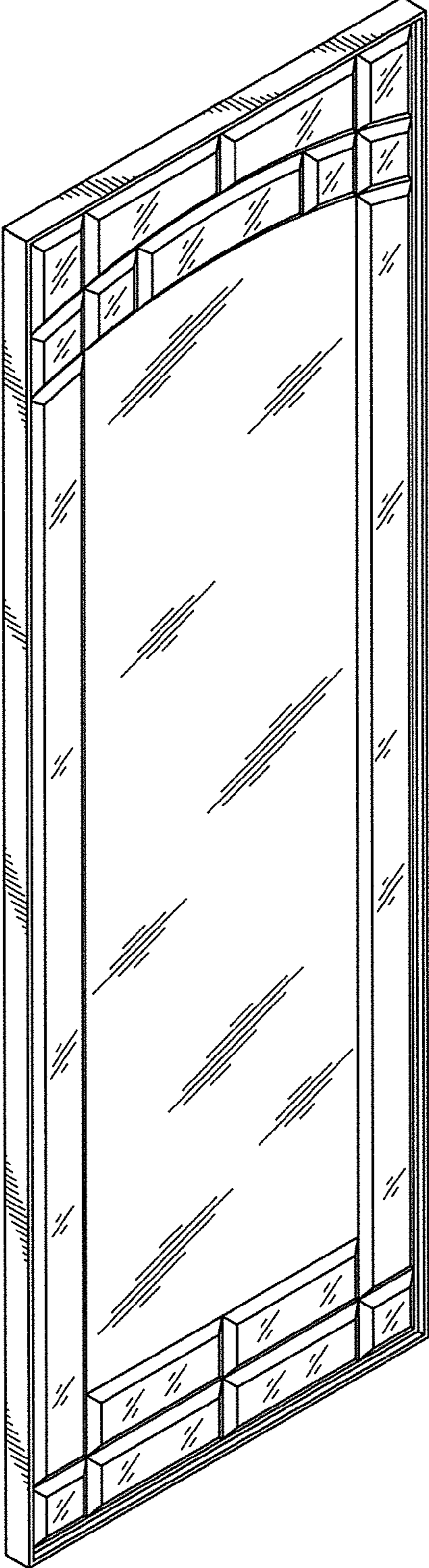


Fig. 4

