



US00D735883S

(12) **United States Design Patent**
Bauer et al.

(10) **Patent No.:** **US D735,883 S**

(45) **Date of Patent:** **** Aug. 4, 2015**

- (54) **SAMPLE PREPARATION INSTRUMENT**
- (71) Applicant: **ILLUMINA, INC**, San Diego, CA (US)
- (72) Inventors: **William Craig Bauer**, Raleigh, NC (US); **Brent Nobles**, Raleigh, NC (US); **Jarred deVille**, Raleigh, NC (US); **Erik Allegoren**, San Diego, CA (US)
- (73) Assignee: **ILLUMINA, INC.**, San Diego, CA (US)
- (**) Term: **14 Years**

D424,956	S	*	5/2000	von Buelow et al.	D10/81
D430,304	S	*	8/2000	Oonuma et al.	D24/233
6,180,409	B1	*	1/2001	Howard et al.	436/46
D489,816	S	*	5/2004	Ross	D24/107
6,880,384	B2	*	4/2005	Hvidtfeldt et al.	73/64.56
D508,565	S	*	8/2005	Nepkin et al.	D24/186
D523,153	S	*	6/2006	Akashi et al.	D24/232
D527,464	S	*	8/2006	Ina et al.	D24/232
D537,951	S	*	3/2007	Okamoto et al.	D24/233
D549,827	S	*	8/2007	Maeno et al.	D24/169
D556,914	S	*	12/2007	Okamoto et al.	D24/233
D560,131	S	*	1/2008	Hu	D10/81
7,319,031	B2	*	1/2008	Vent et al.	435/286.2

(Continued)

- (21) Appl. No.: **29/477,989**
- (22) Filed: **Dec. 30, 2013**
- (51) **LOC (10) Cl.** **24-00**
- (52) **U.S. Cl.**
USPC **D24/234**; D24/231
- (58) **Field of Classification Search**
USPC D24/234, 216, 169, 233, 232, 186, 107,
D24/231; D10/81, 94; 702/19, 32, 21;
422/65, 64, 63, 403; 73/23.41, 64.56;
435/325, 286.2; 436/164, 46; 378/79
CPC G06F 19/18; G01N 30/8641; G01N
15/1227; G01N 35/026; G01N 35/025;
G01N 35/00029; G01N 21/8483; G01N 30/12;
G01N 1/2035; G01N 31/22; G01N 1/312;
G01N 23/20025; A61K 38/00; B01L
2300/0829
See application file for complete search history.

Primary Examiner — Holly Baynham

Assistant Examiner — Rhea Shields

(74) *Attorney, Agent, or Firm* — Knobbe Martens Olson & Bear LLP

(57) **CLAIM**

The ornamental design for a sample preparation instrument, as shown and described.

DESCRIPTION

FIG. 1 is a perspective view of a sample preparation instrument in accordance with the present invention.

FIG. 2 is a front view of the sample preparation instrument of FIG. 1.

FIG. 3 is a rear view of the sample preparation instrument of FIG. 1.

FIG. 4 is a left side view of the sample preparation instrument of FIG. 1.

FIG. 5 is a right side view of the sample preparation instrument of FIG. 1.

FIG. 6 is a top view of the sample preparation instrument of FIG. 1; and,

FIG. 7 is a bottom view of the sample preparation instrument of FIG. 1.

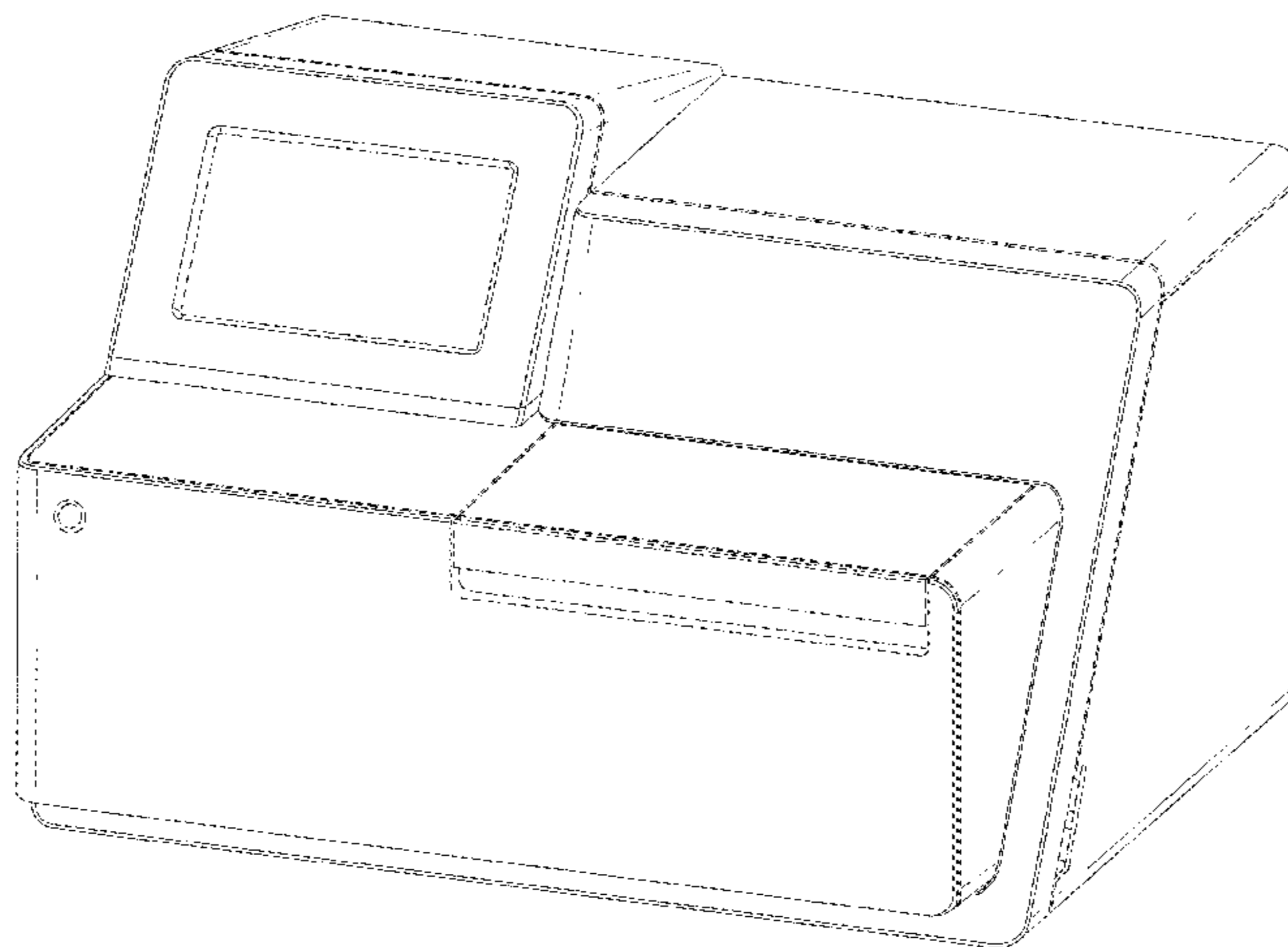
In the drawings, the broken lines are for the purpose of illustrating environment only and form no part of the claimed design.

(56) **References Cited**

U.S. PATENT DOCUMENTS

3,922,532	A	*	11/1975	Kitchener et al.	702/21
D303,007	S	*	8/1989	Flesher et al.	D24/233
D307,321	S	*	4/1990	Bransky et al.	D24/186
5,397,537	A	*	3/1995	Kanda et al.	422/403
D368,143	S	*	3/1996	Willows et al.	D24/233
D378,782	S	*	4/1997	LaBarbera et al.	D24/232
D399,959	S	*	10/1998	Prokop et al.	D24/169
D410,080	S	*	5/1999	Heidsiek et al.	D24/107
D421,653	S	*	3/2000	Purcell	D24/231

1 Claim, 7 Drawing Sheets



(56)

References Cited

U.S. PATENT DOCUMENTS

D561,349 S *	2/2008	Levin	D24/232	D680,657 S *	4/2013	Lee et al.	D24/216
D569,526 S *	5/2008	Duffy et al.	D24/232	D681,233 S *	4/2013	Thomas et al.	D24/233
D571,474 S *	6/2008	Sjo-Gaber et al.	D24/186	D683,641 S *	6/2013	Stegmann et al.	D10/81
D581,823 S *	12/2008	Mori et al.	D10/81	D687,968 S *	8/2013	Trigg et al.	D24/232
D599,234 S *	9/2009	Ito	D10/81	D688,804 S *	8/2013	Kim et al.	D24/216
7,603,888 B2 *	10/2009	Zilioli	73/23.41	D689,193 S *	9/2013	Shinohara et al.	D24/216
D607,569 S *	1/2010	Yukikado et al.	D24/186	D691,732 S *	10/2013	Shibata et al.	D24/216
D621,523 S *	8/2010	Onuma et al.	D24/234	D693,928 S *	11/2013	Chung et al.	D24/169
7,873,143 B2 *	1/2011	Dunham et al.	378/79	D702,852 S *	4/2014	Podhasky et al.	D24/216
D638,545 S *	5/2011	Okawa et al.	D24/186	D707,843 S *	6/2014	Meziere	D24/216
D644,544 S *	9/2011	Yukikado	D10/81	D708,757 S *	7/2014	Shibata	D24/216
D644,546 S *	9/2011	Yukikado	D10/94	D709,209 S *	7/2014	Shibata	D24/216
8,046,175 B2 *	10/2011	Kuo et al.	702/19	D716,453 S *	10/2014	Hafellner	D24/169
D649,075 S *	11/2011	Chan et al.	D10/81	D717,460 S *	11/2014	Manian	D24/216
D655,421 S *	3/2012	Lee et al.	D24/216	D720,079 S *	12/2014	Oonuma et al.	D24/216
D657,703 S *	4/2012	Stegmann et al.	D10/81	D722,703 S *	2/2015	Fuller et al.	D24/216
8,298,484 B2 *	10/2012	Takagi et al.	422/65	2007/0104614 A1 *	5/2007	Wang et al.	422/64
D670,402 S *	11/2012	Shibata	D24/216	2008/0019868 A1 *	1/2008	Okumoto et al.	422/63
					2009/0269841 A1 *	10/2009	Wojciechowski et al.	435/325
					2009/0280572 A1 *	11/2009	Ribeiro et al.	436/164
					2011/0178723 A1 *	7/2011	Sharrock et al.	702/32

* cited by examiner

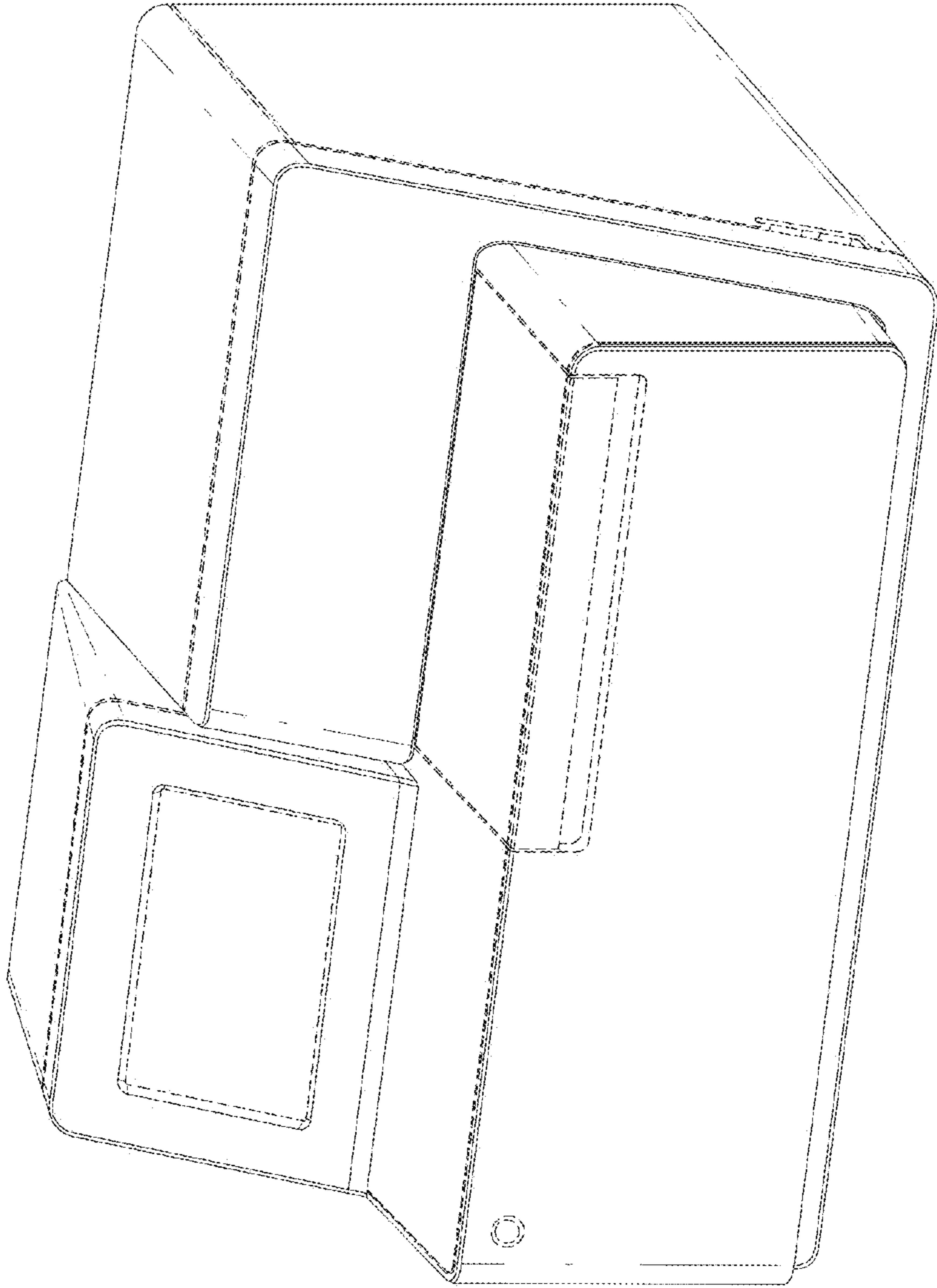


FIG. 1

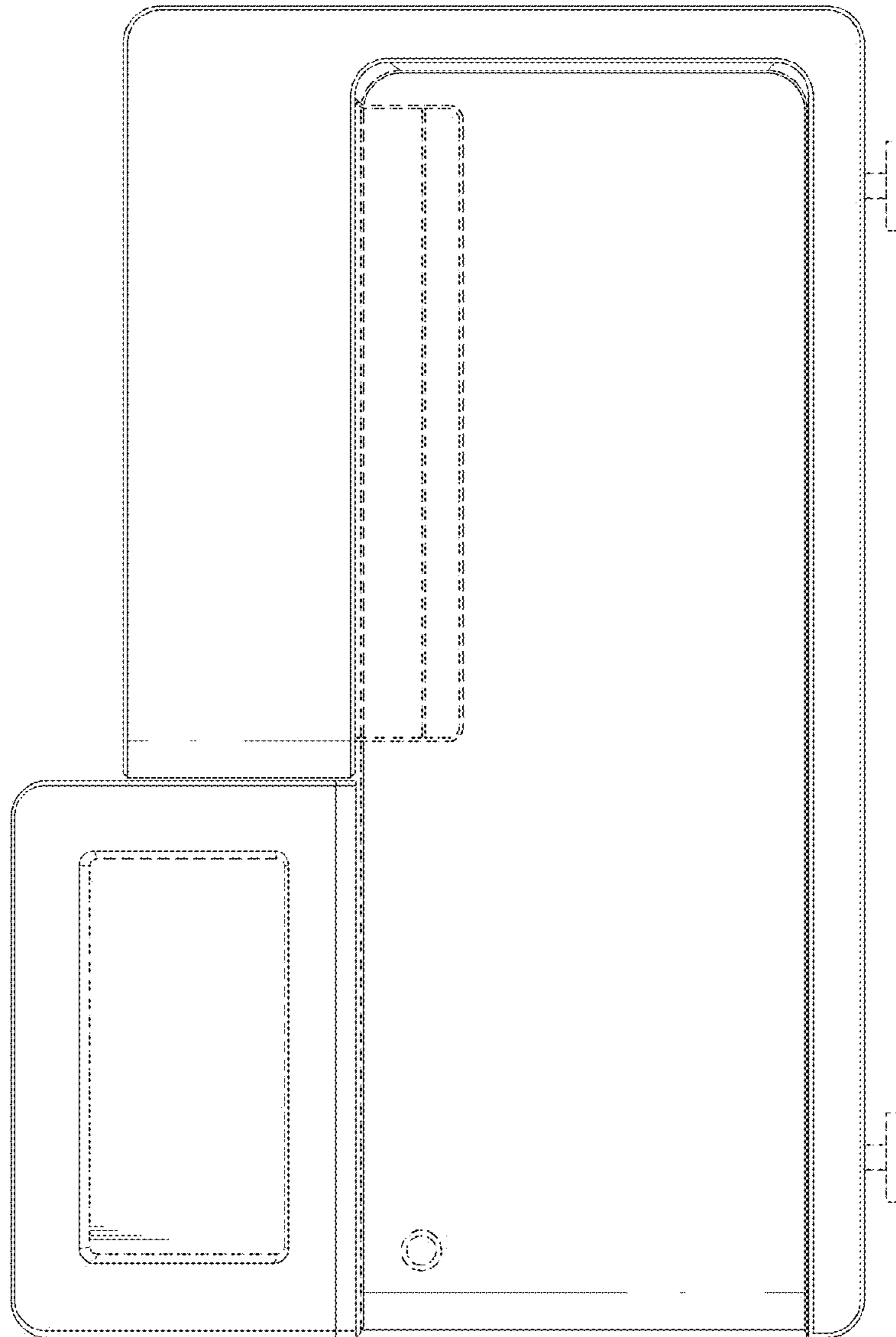


FIG. 2

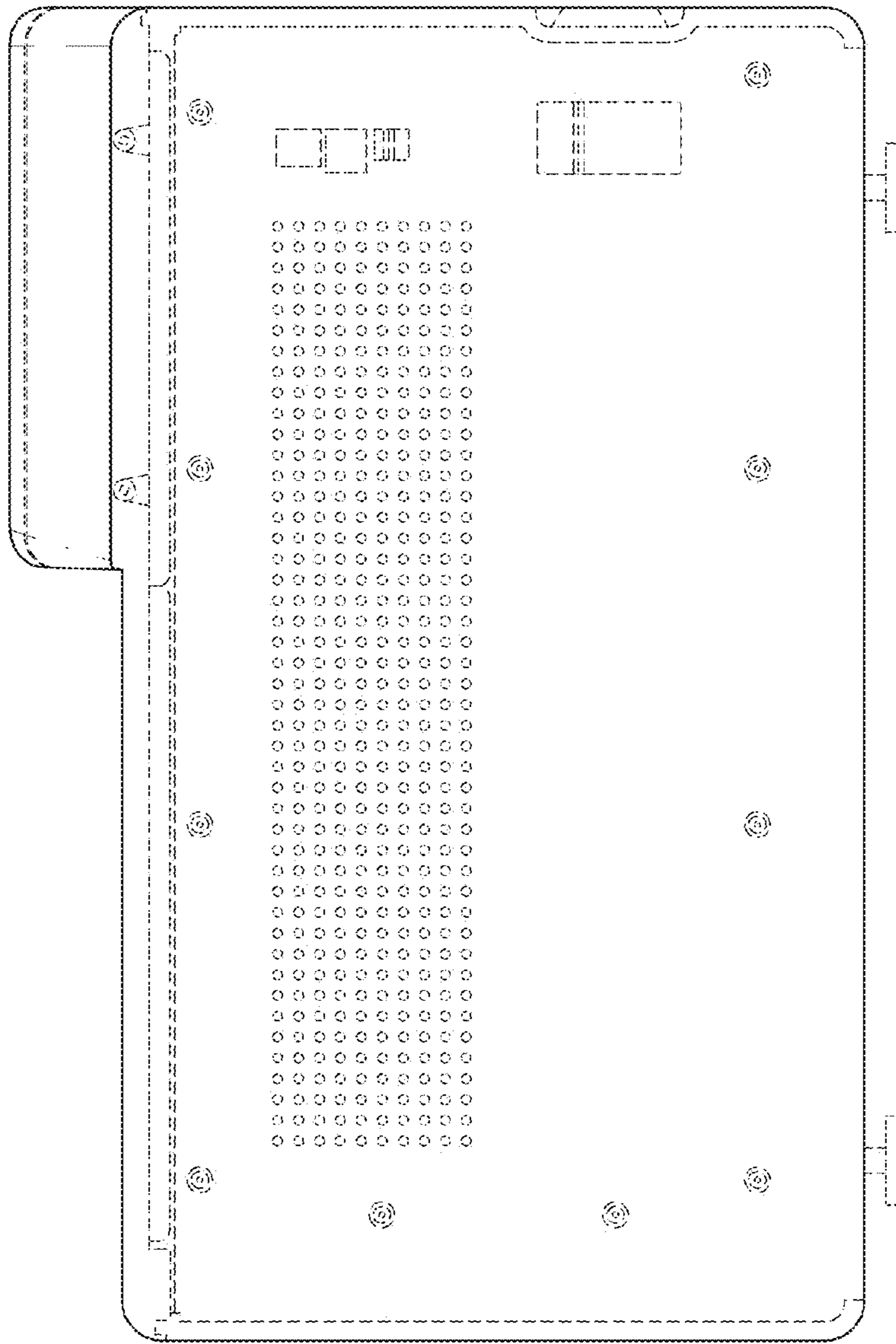


FIG. 3

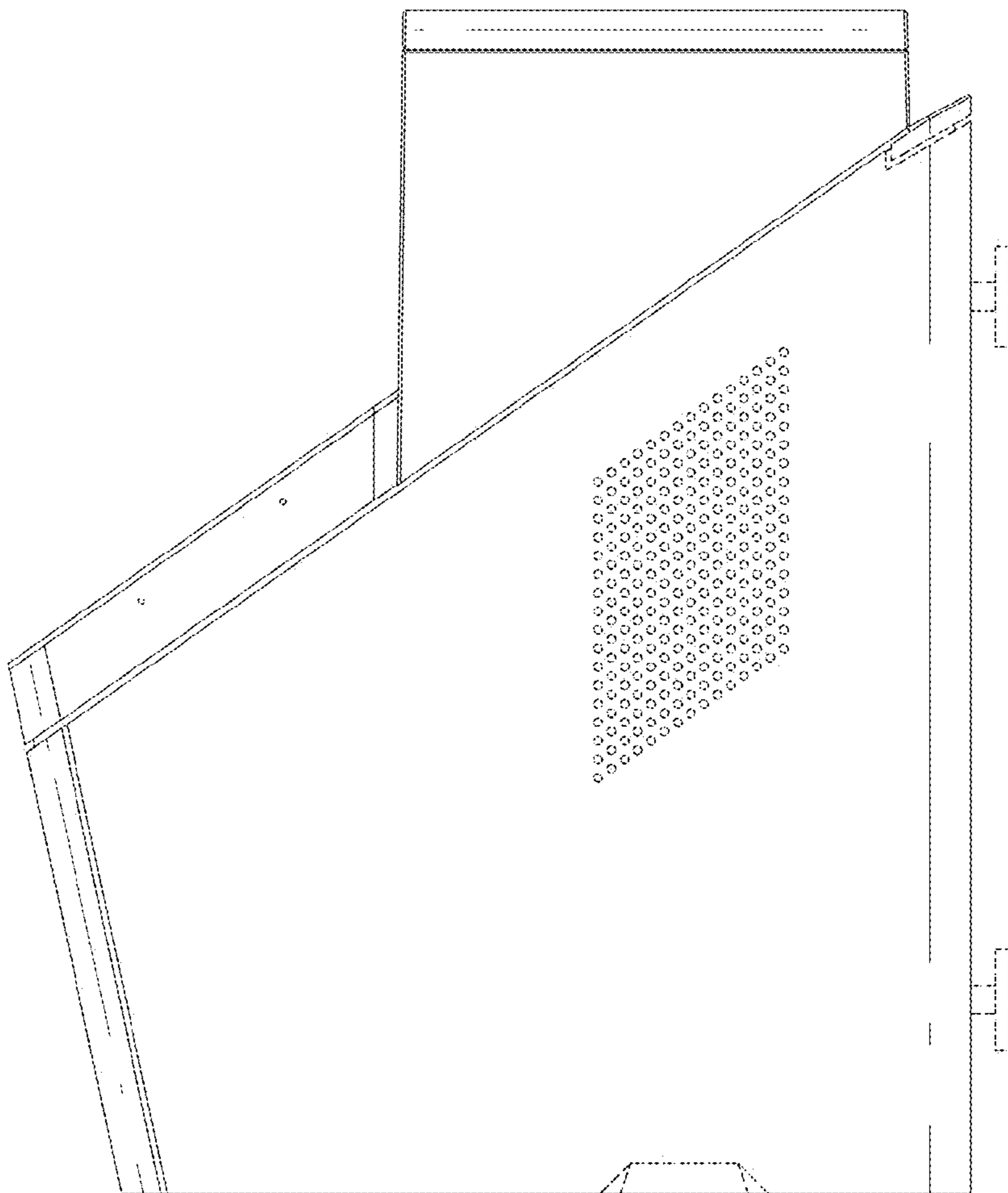


FIG. 4

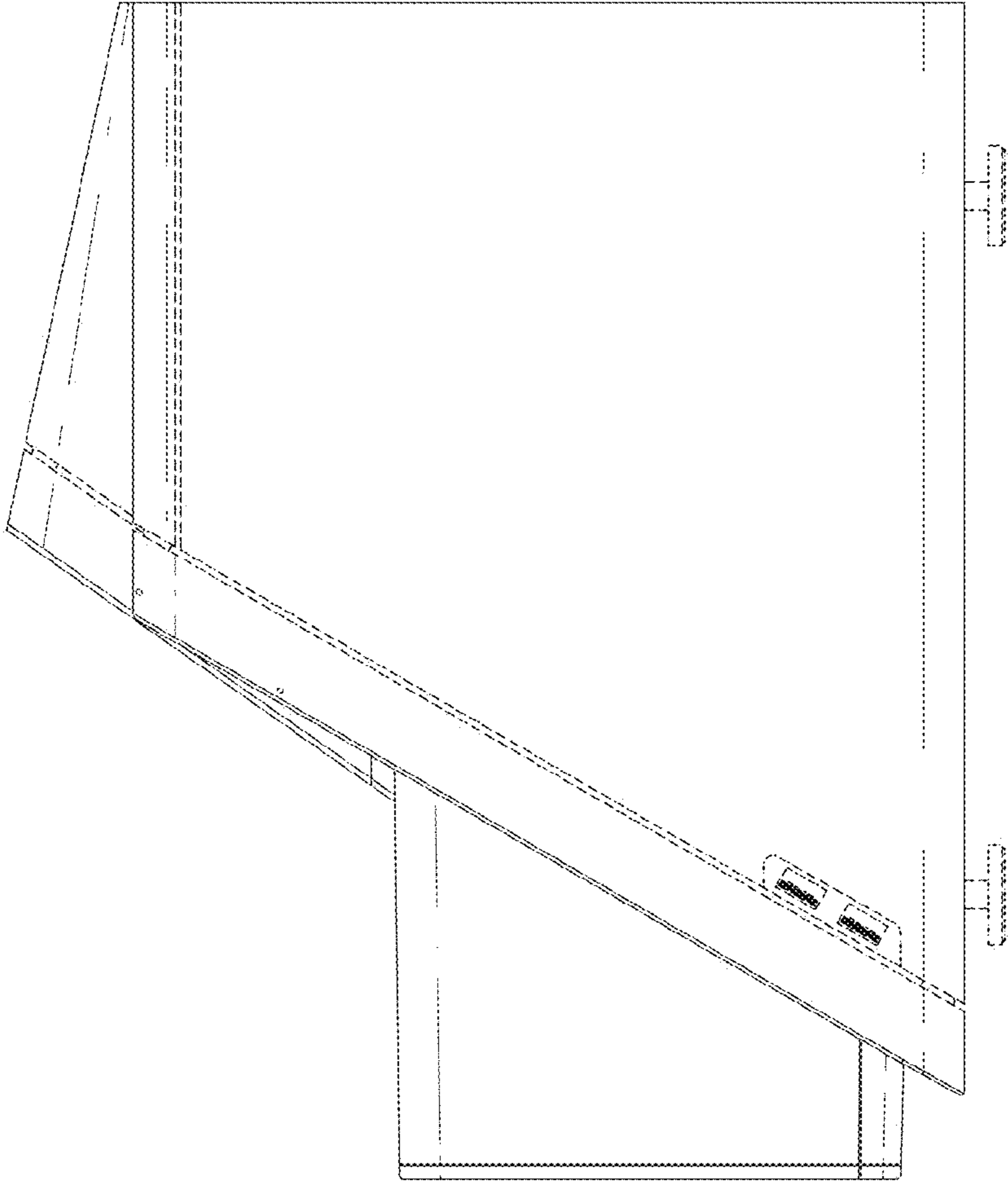


FIG. 5

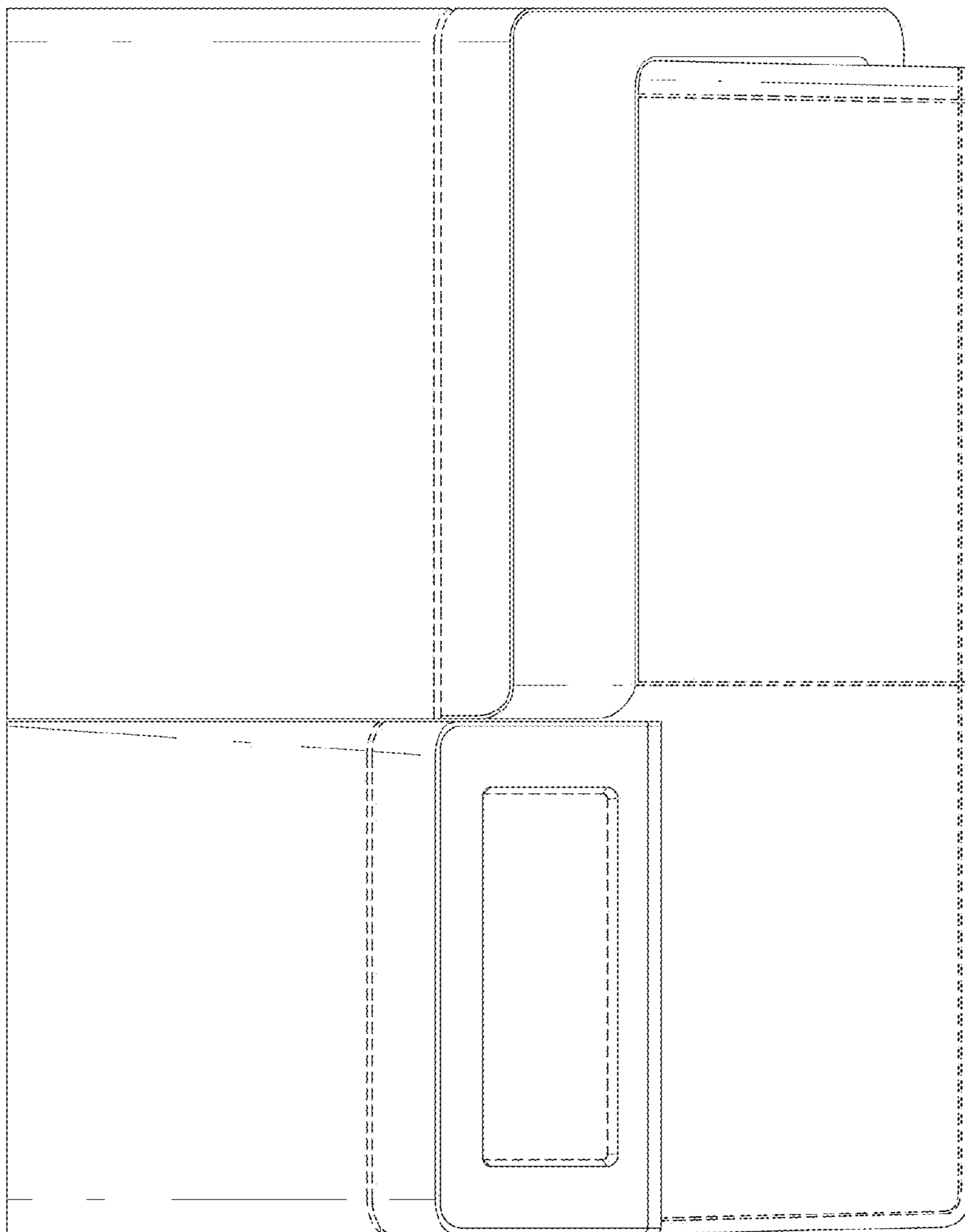


FIG. 6

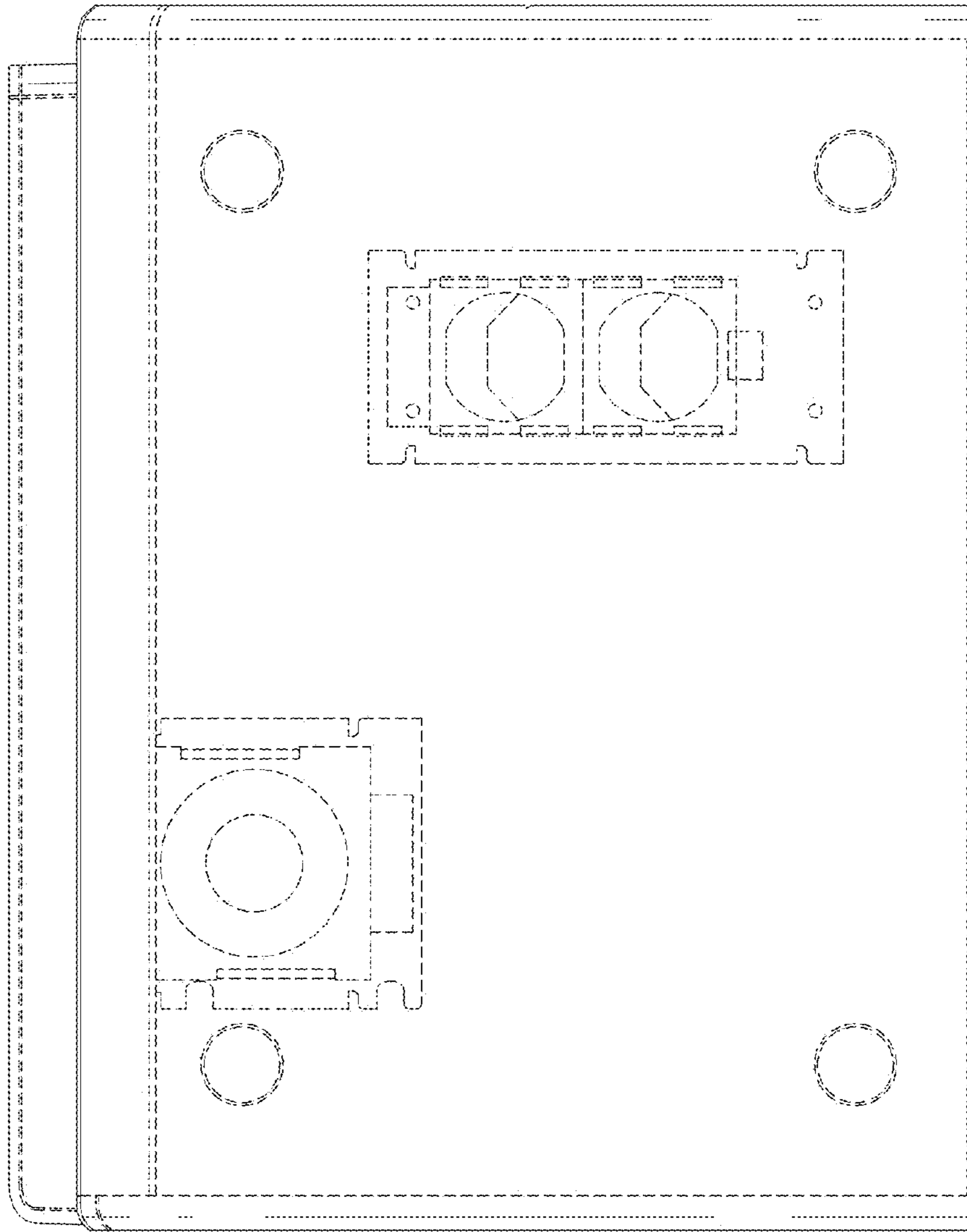


FIG. 7