



US00D735871S

(12) **United States Design Patent**
Deardorf

(10) **Patent No.:** **US D735,871 S**
(45) **Date of Patent:** **** Aug. 4, 2015**

(54) **VITRECTOMY REHABILITATION STAND**

(71) Applicant: **Eldon N. Deardorf**, Noblesville, IN
(US)

(72) Inventor: **Eldon N. Deardorf**, Noblesville, IN
(US)

(73) Assignee: **Jacob's Ladder and Trailer, Inc.**,
Indianapolis, IN (US)

(**) Term: **14 Years**

(21) Appl. No.: **29/481,281**

(22) Filed: **Feb. 4, 2014**

(51) **LOC (10) Cl.** **24-04**

(52) **U.S. Cl.**
USPC **D24/188**; D24/183

(58) **Field of Classification Search**
USPC D6/334, 641, 651, 672, 675, 691;
D24/171, 172, 177, 178, 183-185,
D24/187-192, 199, 200, 214, 231, 234;
108/91, 151, 153.1, 155, 156, 157.1,
108/161; 248/188, 188.1, 188.8
CPC . A47B 2031/004; A47B 23/001; A47B 31/00
See application file for complete search history.

(56) **References Cited**

U.S. PATENT DOCUMENTS

D340,369 S * 10/1993 Dokoupil et al. D6/675
5,438,938 A * 8/1995 Meeker et al. 108/91

D402,828 S * 12/1998 Hutton D6/691
D422,430 S * 4/2000 Wilton D6/691
6,247,770 B1 * 6/2001 Glass 312/263
D460,880 S * 7/2002 Ferrer Beltran D6/691
D555,251 S * 11/2007 Riach D24/184
7,386,954 B2 * 6/2008 Korte et al. 47/39
D617,113 S * 6/2010 Wenning D6/672
D683,463 S * 5/2013 Huggins D24/184
D706,428 S * 6/2014 Manzo D24/188

OTHER PUBLICATIONS

<http://www.gotyourback.com/Vitrectomy-Surgery-Recovery-equipment-Rentals.aspx>.
<http://www.facedownsolutions.com/vitrectomyrs/>.

* cited by examiner

Primary Examiner — Robert M Spear

Assistant Examiner — Darcey E Heflin

(74) *Attorney, Agent, or Firm* — Frank D. Lachenmaier

(57) **CLAIM**

The ornamental design for vitrectomy rehabilitation stand, as shown and described.

DESCRIPTION

FIG. 1 is a top perspective view of vitrectomy rehabilitation stand.

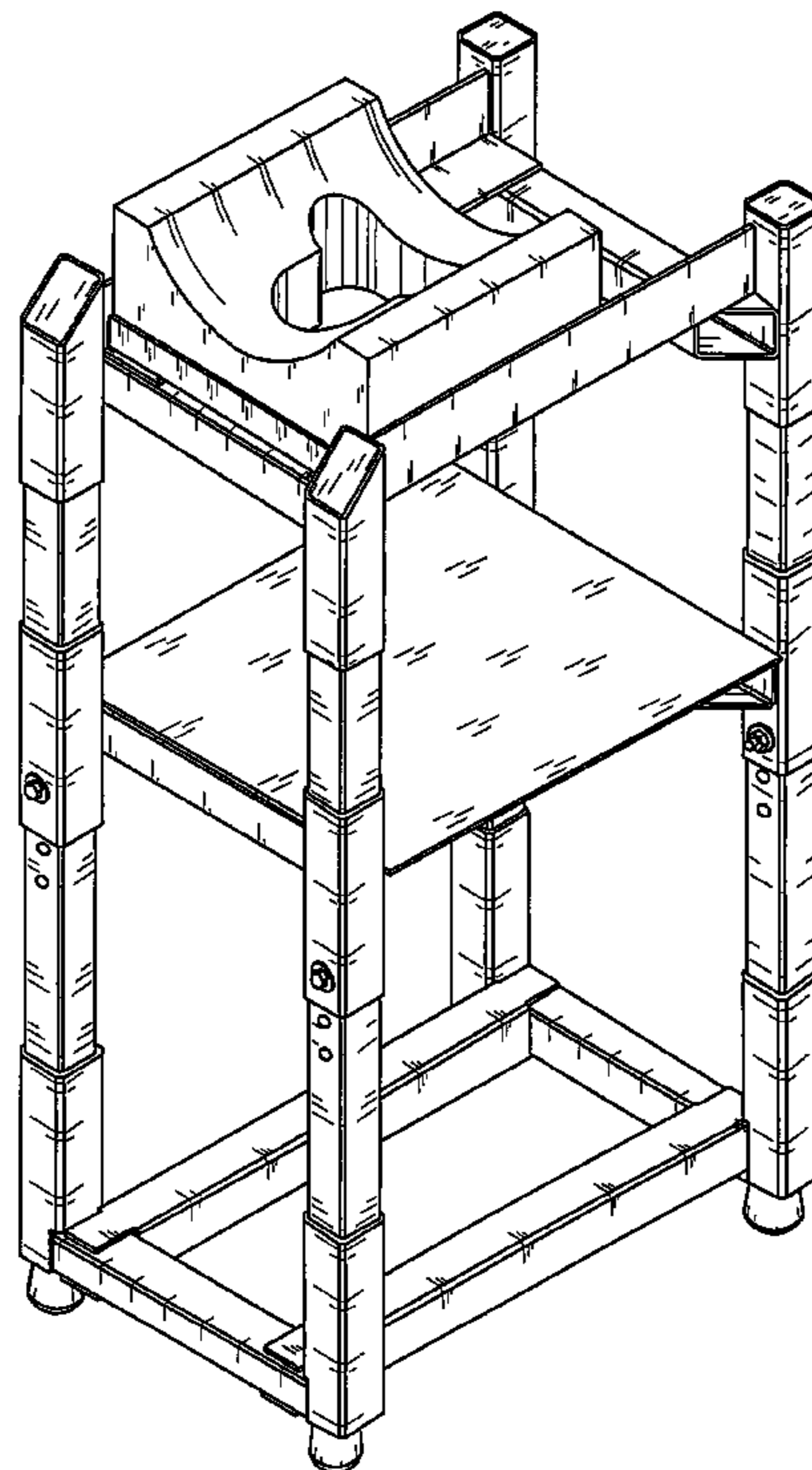
FIG. 2 is a front view thereof.

FIG. 3 is a right side view thereof where the left side is a mirror image thereof.

FIG. 4 is a top view thereof; and,

FIG. 5 is a bottom view thereof.

1 Claim, 5 Drawing Sheets



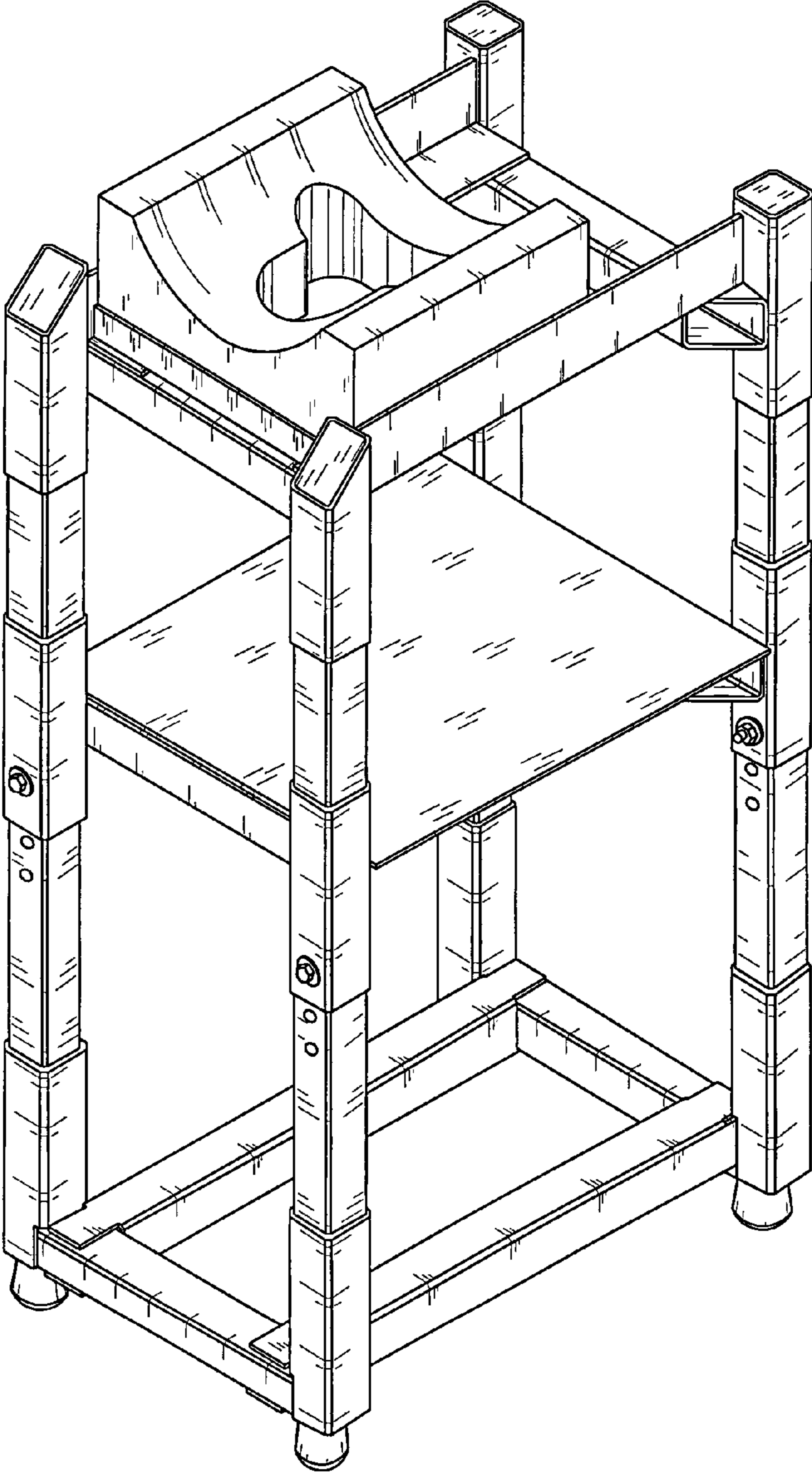


FIG. 1

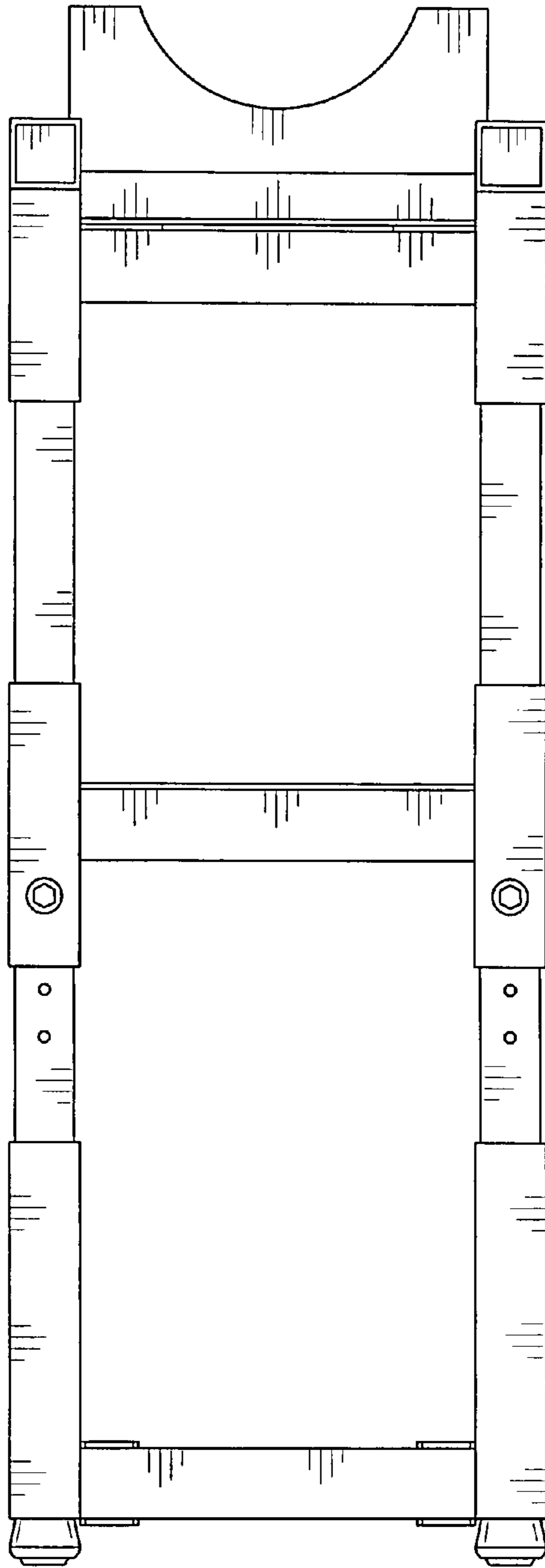


FIG. 2

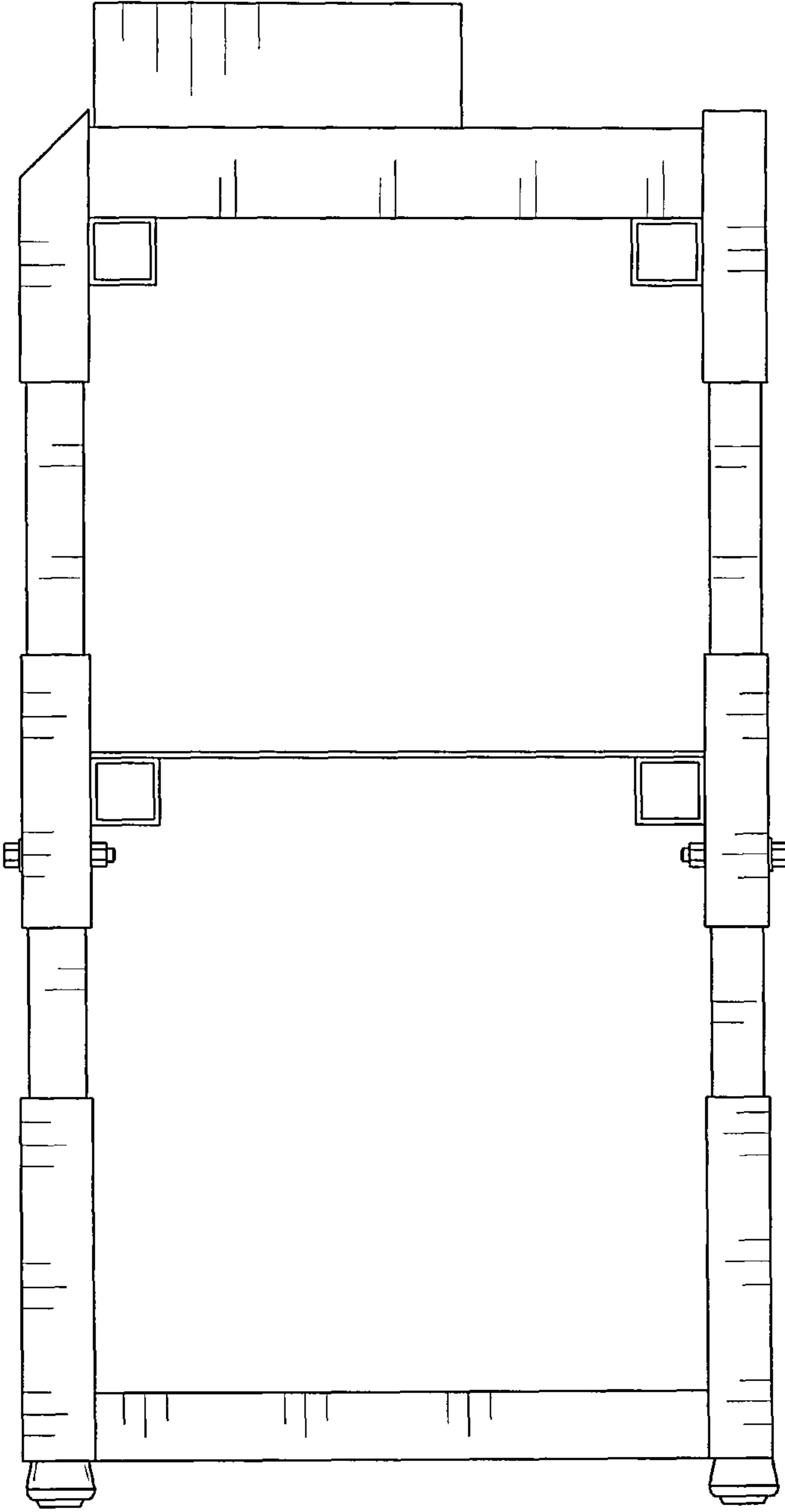


FIG.3

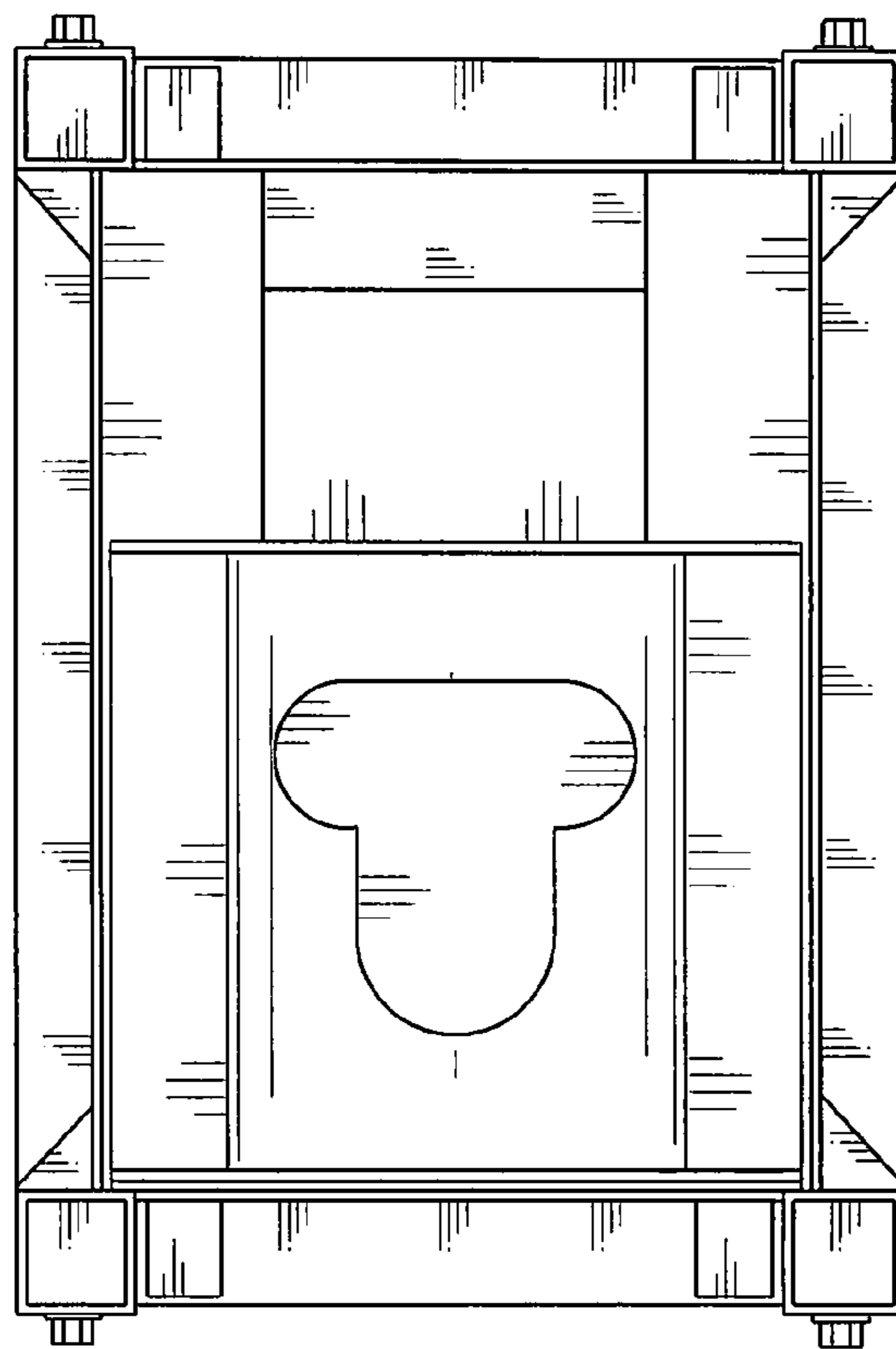


FIG. 4

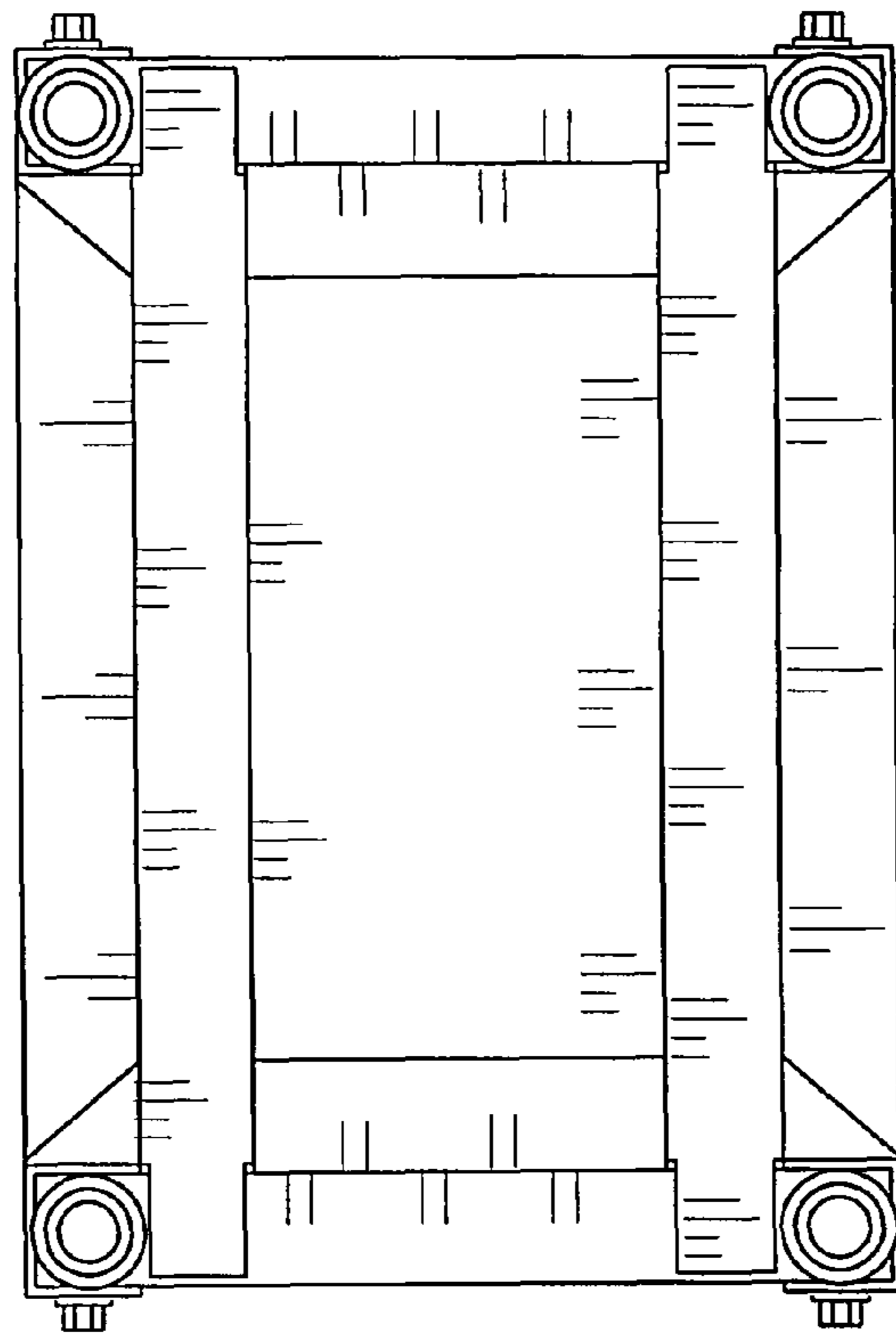


FIG. 5