



US00D735869S

(12) **United States Design Patent**
Marzynski et al.

(10) **Patent No.:** **US D735,869 S**
(45) **Date of Patent:** **** Aug. 4, 2015**

- (54) **FINGER PROBE DEVICE**
- (71) Applicant: **Fluke Corporation**, Everett, WA (US)
- (72) Inventors: **Matthew Marzynski**, Seattle, WA (US);
Paul A. Richer, Everett, WA (US)
- (73) Assignee: **Fluke Corporation**, Everett, WA (US)
- (**) Term: **14 Years**
- (21) Appl. No.: **29/478,548**
- (22) Filed: **Jan. 6, 2014**

5,598,846 A	2/1997	Peszynski
5,752,517 A	5/1998	Harman
5,986,446 A	11/1999	Williamson
6,746,402 B2	6/2004	Ustuner
7,128,720 B2	10/2006	Podany
8,211,026 B2	7/2012	Schutz
2004/0225217 A1	11/2004	Voegele
2004/0267133 A1	12/2004	Podany
2005/0085731 A1	4/2005	Miller
2008/0306387 A1	12/2008	Schutz
2012/0197131 A1	8/2012	Georgiev

* cited by examiner

Primary Examiner — T. Chase Nelson

Assistant Examiner — Mark Cavanna

(74) *Attorney, Agent, or Firm* — Seed IP Law Group PLLC

Related U.S. Application Data

- (63) Continuation of application No. 29/444,122, filed on Jan. 25, 2013, now Pat. No. Des. 699,360, which is a continuation of application No. 29/406,466, filed on Nov. 15, 2011, now Pat. No. Des. 676,562.

(51) **LOC (10) Cl.** **24-01**

(52) **U.S. Cl.**
USPC **D24/186**

(58) **Field of Classification Search**
USPC D24/107, 141, 158, 164, 165, 167, 170,
D24/186–187, 231; D10/57, 60, 78, 80;
600/407, 444, 452, 459, 462, 437, 439,
600/587; 378/98.7, 98.8, 189; 601/3;
324/157

See application file for complete search history.

(56) **References Cited**

U.S. PATENT DOCUMENTS

5,088,500 A	2/1992	Wedel	
5,423,332 A *	6/1995	Zirps et al.	600/587

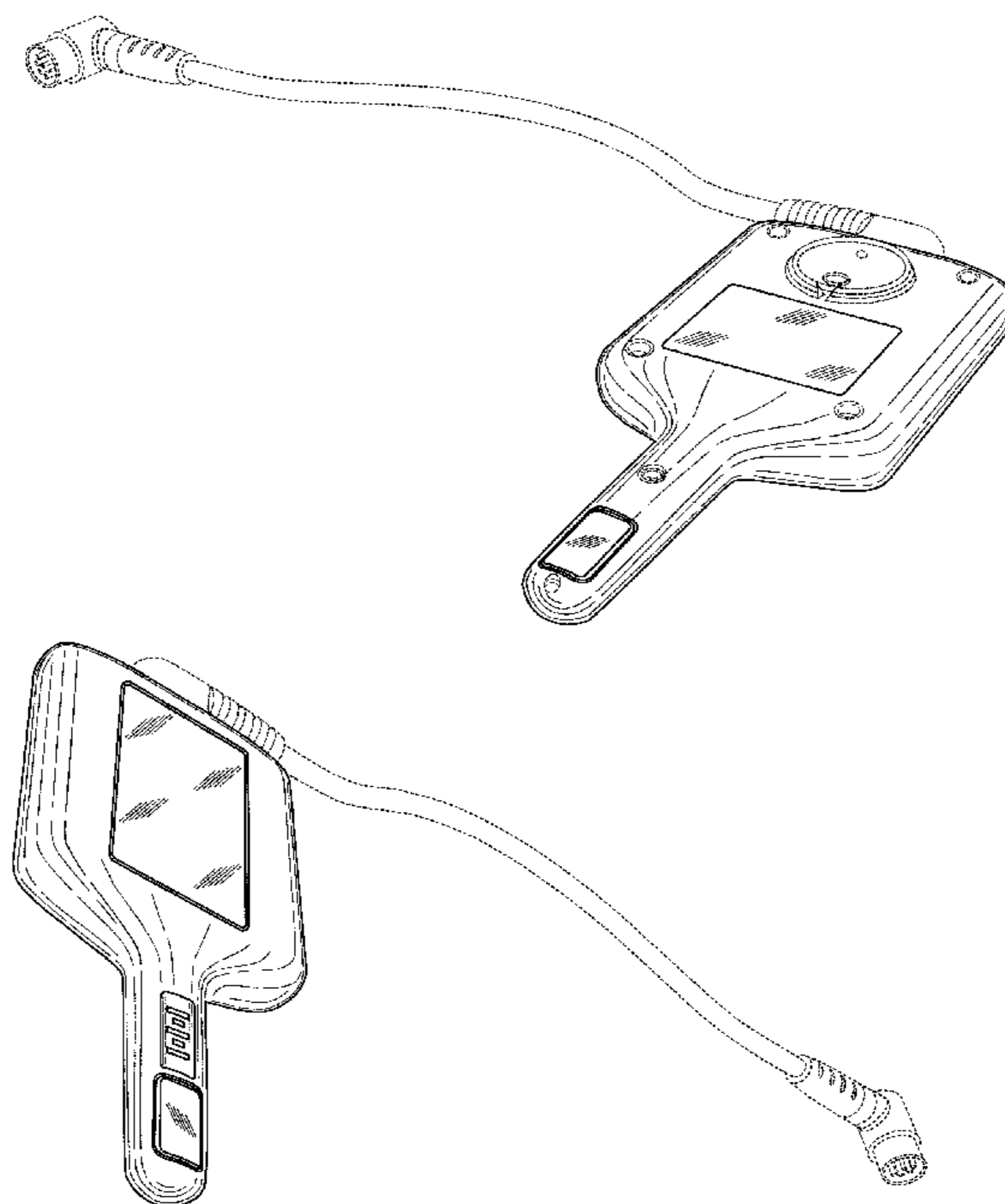
(57) **CLAIM**

The ornamental design for a finger probe device, as shown and described.

DESCRIPTION

FIG. 1 is a front elevation view of a finger probe device showing our new design;
 FIG. 2 is a rear elevation view thereof;
 FIG. 3 is a top plan view thereof;
 FIG. 4 is a bottom plan view thereof
 FIG. 5 is a left side elevation view thereof;
 FIG. 6 is a right side elevation view thereof;
 FIG. 7 is a top front right perspective view thereof; and,
 FIG. 8 is a top rear right perspective view thereof.
 The broken lines shown in the figures illustrate environmental subject matter and form no part of the claimed design.

1 Claim, 6 Drawing Sheets



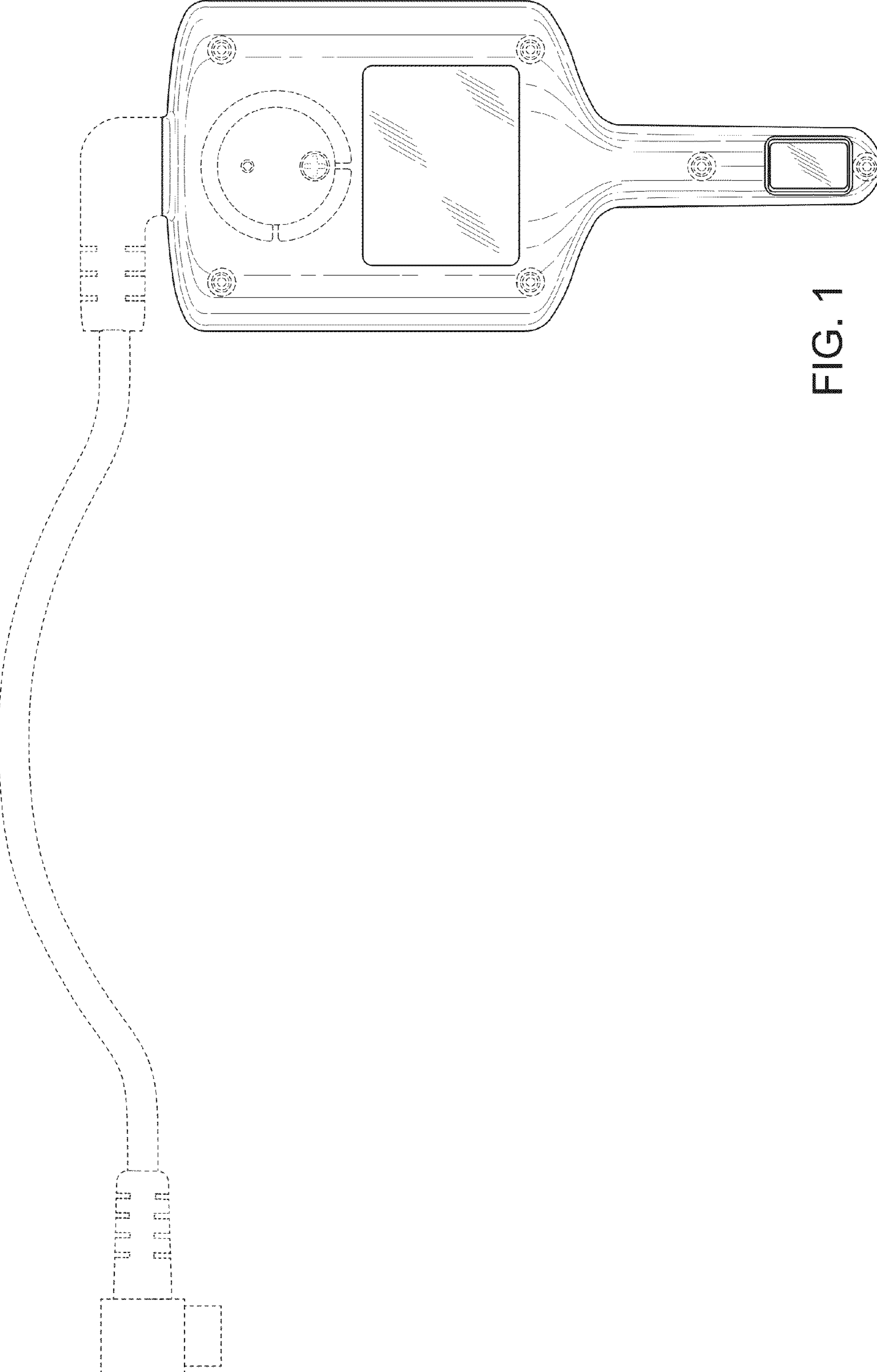


FIG. 1

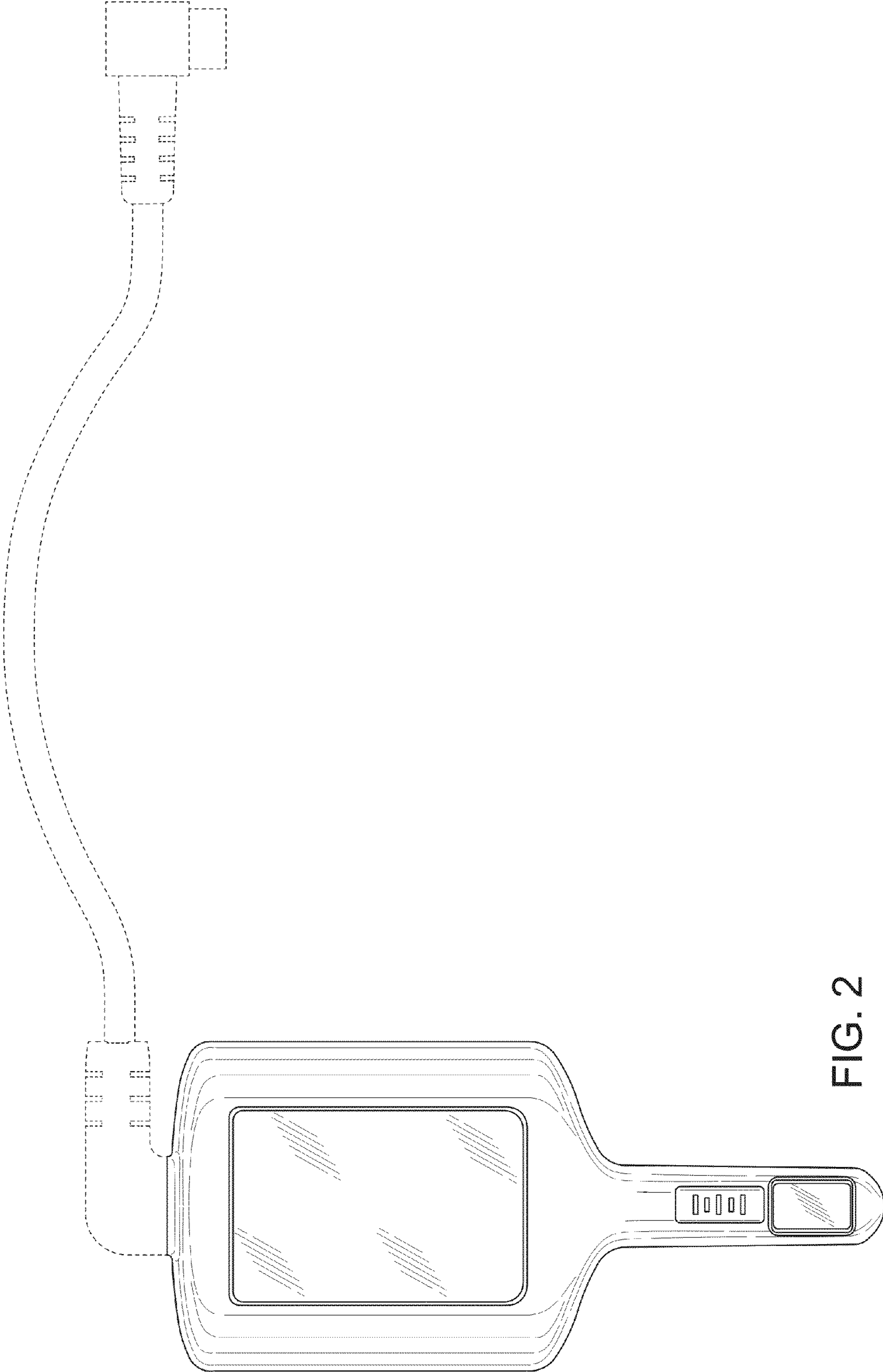


FIG. 2




FIG. 3




FIG. 4

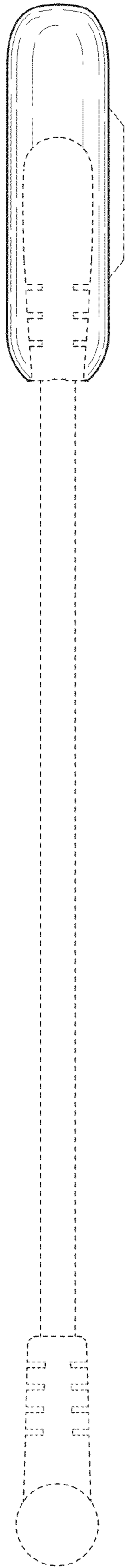


FIG. 5

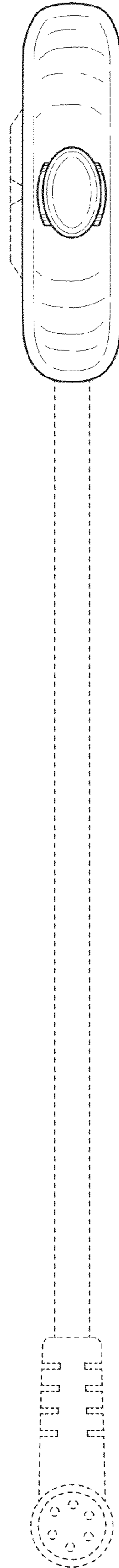


FIG. 6

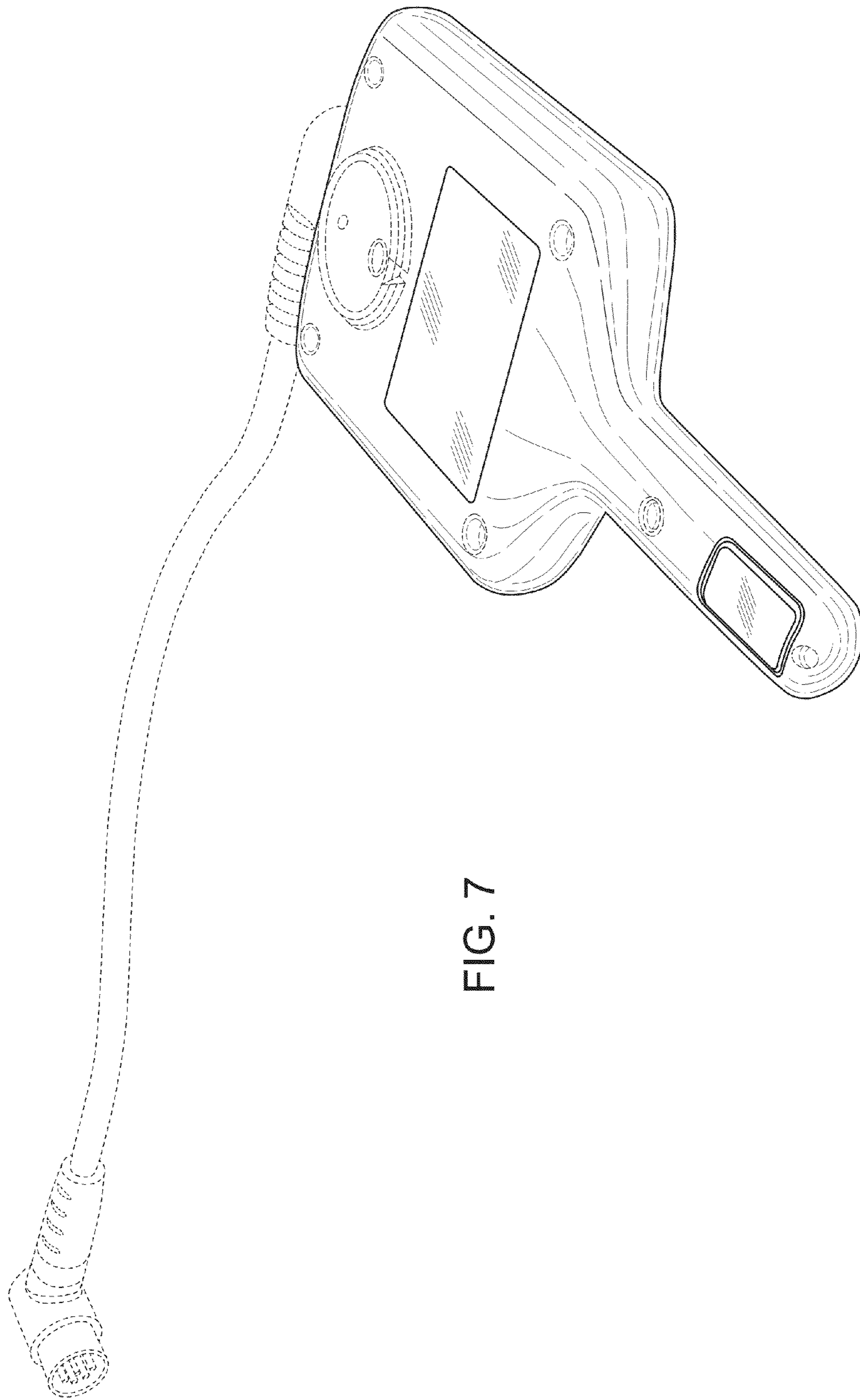


FIG. 7

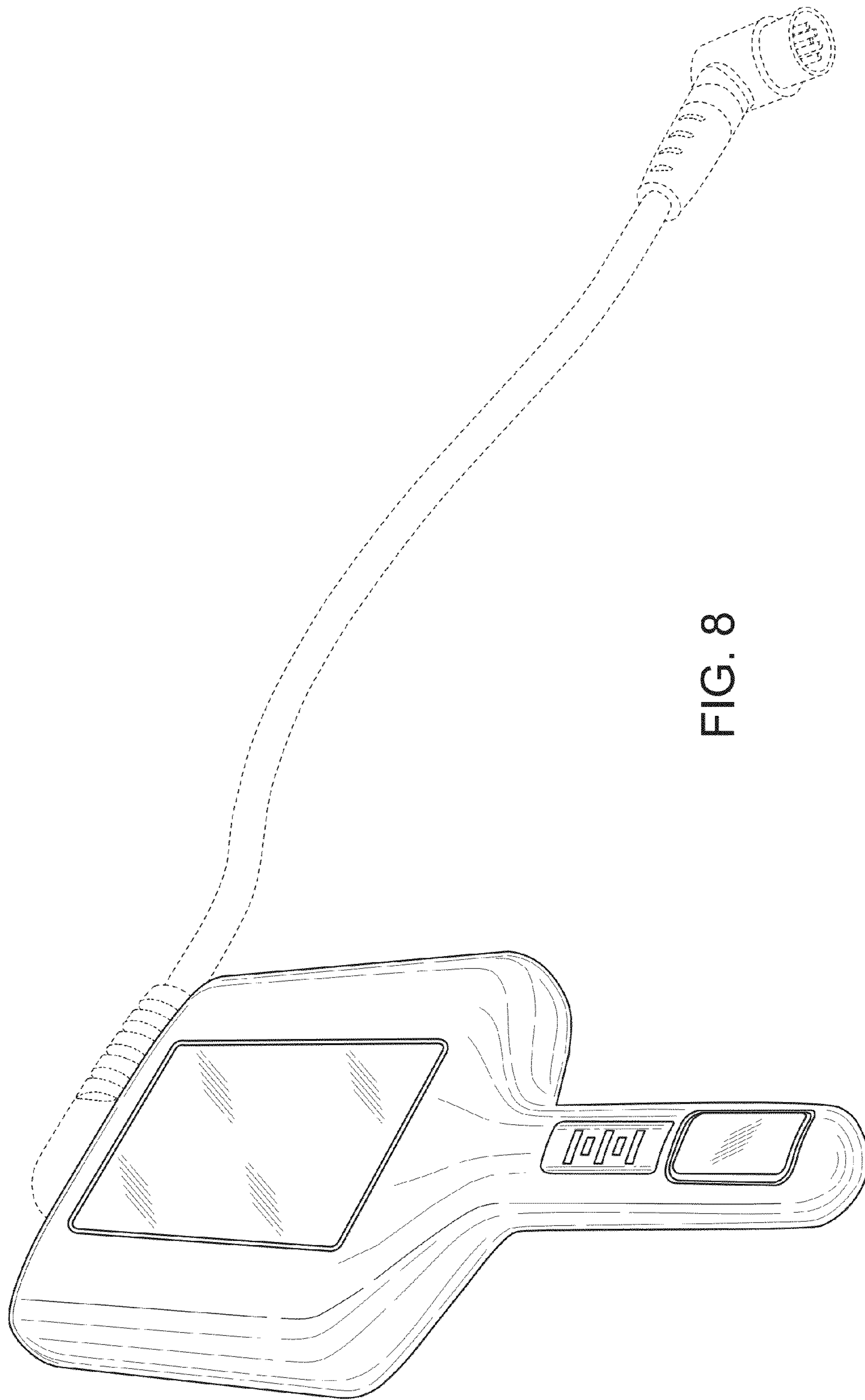


FIG. 8