



US00D735855S

(12) **United States Design Patent**  
**Kimball et al.**

(10) **Patent No.:** **US D735,855 S**  
(45) **Date of Patent:** **\*\* Aug. 4, 2015**

(54) **TORQUE WRENCH FOR A SURGICAL INSTRUMENT**

(71) Applicant: **Ethicon Endo-Surgery, Inc.**, Cincinnati, OH (US)

(72) Inventors: **Cory G. Kimball**, Cincinnati, OH (US);  
**Tylor C. Muhlenkamp**, Cincinnati, OH (US)

(73) Assignee: **Ethicon Endo-Surgery, Inc.**, Cincinnati, OH (US)

(\*\*) Term: **14 Years**

(21) Appl. No.: **29/467,313**

(22) Filed: **Sep. 18, 2013**

(51) **LOC (10) Cl.** ..... **24-02**

(52) **U.S. Cl.**  
USPC ..... **D24/144**

(58) **Field of Classification Search**  
USPC ..... D24/133, 144, 147; D8/82-86, 107;  
606/169; 81/467, 121.1, 124.2, 125,  
81/177.1, 177.2, 177.3, 177.85, 124.3,  
81/124.7; 16/422  
See application file for complete search history.

(56) **References Cited**

**U.S. PATENT DOCUMENTS**

D245,062	S	7/1977	Grame	
4,793,363	A *	12/1988	Ausherman et al.	600/567
5,057,119	A	10/1991	Clark et al.	
5,059,210	A	10/1991	Clark et al.	
5,776,155	A	7/1998	Beaupre et al.	
D401,334	S *	11/1998	Herman et al.	D24/133
D417,382	S	12/1999	Saladino, Jr.	
D420,885	S	2/2000	Lin	
D427,030	S	6/2000	Wen	
D447,047	S	8/2001	Clifford	
6,325,811	B1 *	12/2001	Messerly	606/169
6,432,118	B1 *	8/2002	Messerly	606/169
6,458,142	B1 *	10/2002	Faller et al.	606/169

D474,097	S	5/2003	Hsiao	
D479,111	S	9/2003	Wang	
6,773,444	B2 *	8/2004	Messerly	606/169
6,958,070	B2 *	10/2005	Witt et al.	606/169
D514,917	S	2/2006	Coudurier	
D517,634	S *	3/2006	Nunez et al.	D21/789
D557,101	S	12/2007	Grishaber	
7,487,700	B2 *	2/2009	Cutler et al.	81/475
D614,005	S	4/2010	Miller et al.	
D614,006	S	4/2010	Miller et al.	
D617,163	S	6/2010	Miller et al.	
D646,387	S *	10/2011	Bast et al.	D24/133
8,114,104	B2 *	2/2012	Young et al.	606/169
8,241,312	B2 *	8/2012	Messerly	606/169

(Continued)

**OTHER PUBLICATIONS**

Office Action Non-Final dated Nov. 12, 2009 for U.S. Appl. No. 29/342,441.

(Continued)

*Primary Examiner* — Wan Laymon  
*Assistant Examiner* — Mark Booker

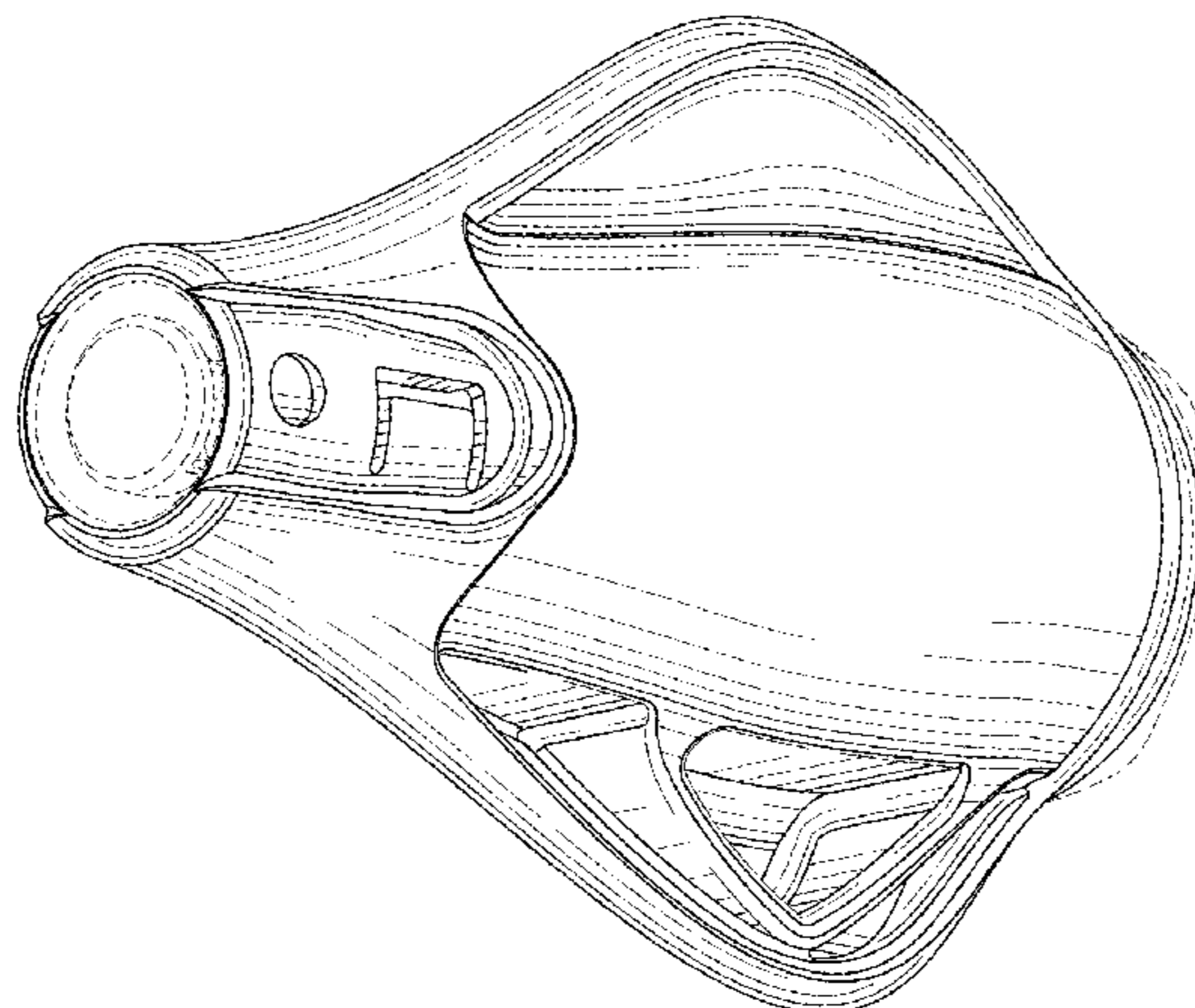
(74) *Attorney, Agent, or Firm* — Frost Brown Todd LLC

(57) **CLAIM**  
The ornamental design for a torque wrench for a surgical instrument, as shown and described.

**DESCRIPTION**

FIG. 1 is a perspective view of a torque wrench for a surgical instrument, showing our new design;  
FIG. 2 is another perspective view thereof;  
FIG. 3 is a back elevational view thereof;  
FIG. 4 is a front elevational view thereof;  
FIG. 5 is a right elevational view thereof;  
FIG. 6 is a left elevational view thereof;  
FIG. 7 is a top plan view thereof; and,  
FIG. 8 is a bottom plan view thereof.  
The structures shown in broken lines are unclaimed environment and do not form a part of the claimed invention.

**1 Claim, 8 Drawing Sheets**



(56)

**References Cited**

U.S. PATENT DOCUMENTS

8,366,727 B2 2/2013 Witt et al.  
8,435,258 B2 \* 5/2013 Young et al. .... 606/169  
2007/0191713 A1 8/2007 Eichmann et al.  
2007/0282333 A1 \* 12/2007 Fortson et al. .... 606/50  
2007/0282334 A1 \* 12/2007 Young et al. .... 606/50  
2007/0282335 A1 \* 12/2007 Young et al. .... 606/50  
2009/0138015 A1 \* 5/2009 Conner et al. .... 606/80  
2012/0253373 A1 \* 10/2012 Young et al. .... 606/169  
2013/0338691 A1 \* 12/2013 Young et al. .... 606/169  
2014/0277029 A1 \* 9/2014 Messerly et al. .... 606/169

OTHER PUBLICATIONS

Notice of Allowance dated Dec. 16, 2009 for U.S. Appl. No. 29/342,441.  
Office Action Non-Final dated Nov. 12, 2009 for U.S. Appl. No. 29/342,444.  
Notice of Allowance dated Dec. 17, 2009 for U.S. Appl. No. 29/342,444.  
Notice of Allowance dated Nov. 20, 2009 for U.S. Appl. No. 29/342,473.  
Notice of Allowance dated Feb. 1, 2010 for U.S. Appl. No. 29/342,473.

\* cited by examiner

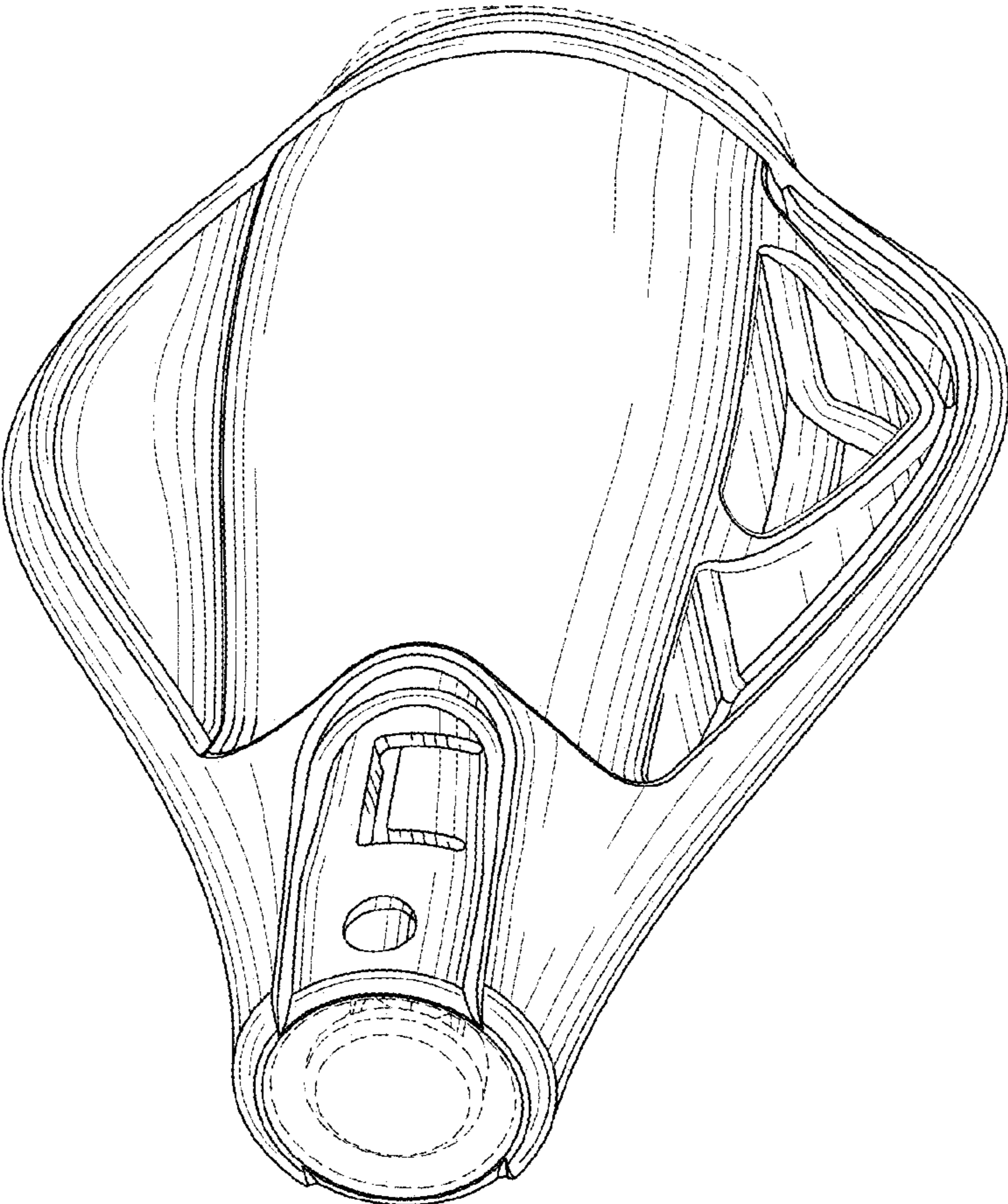


Fig. 1

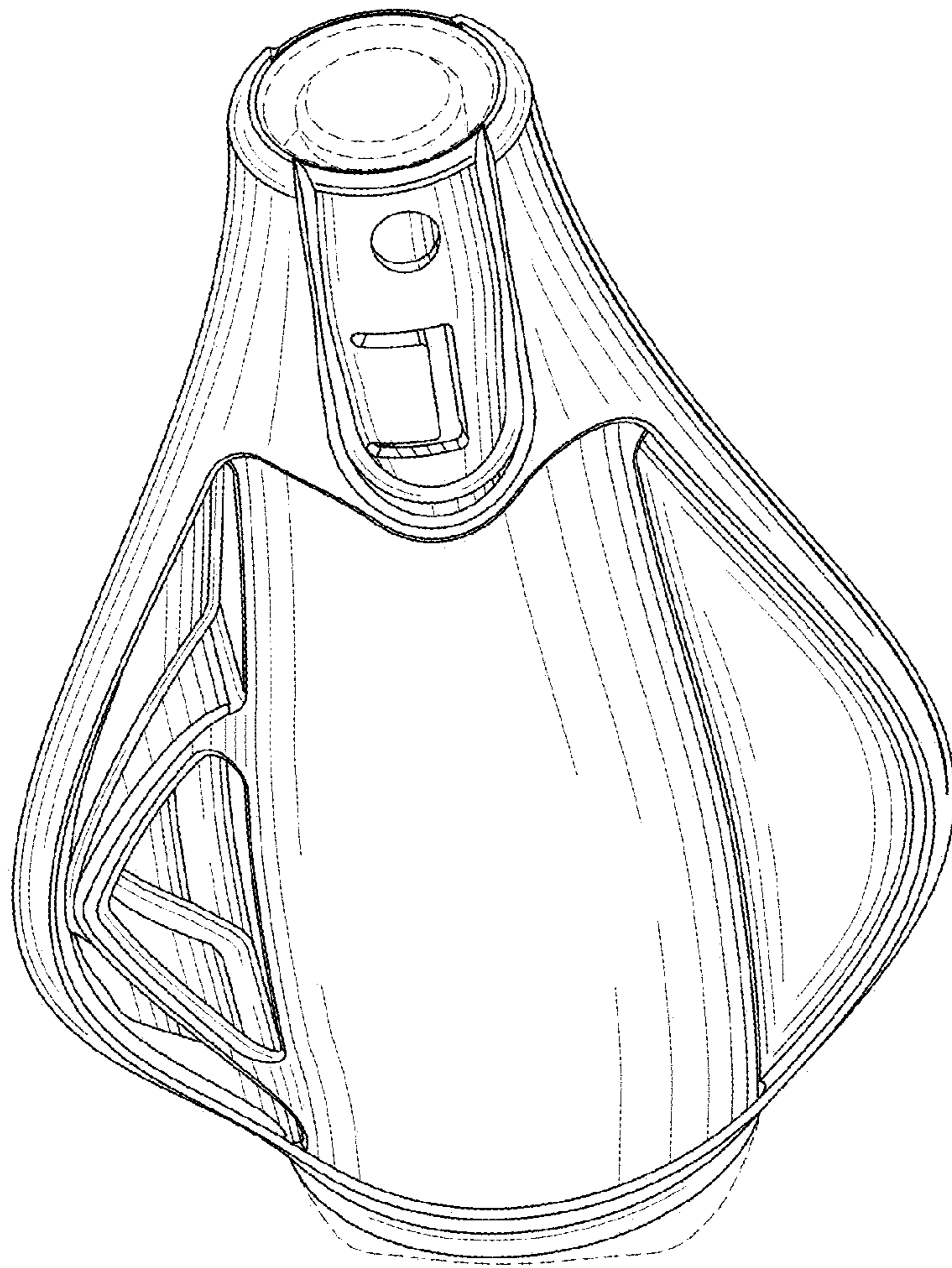


Fig.2

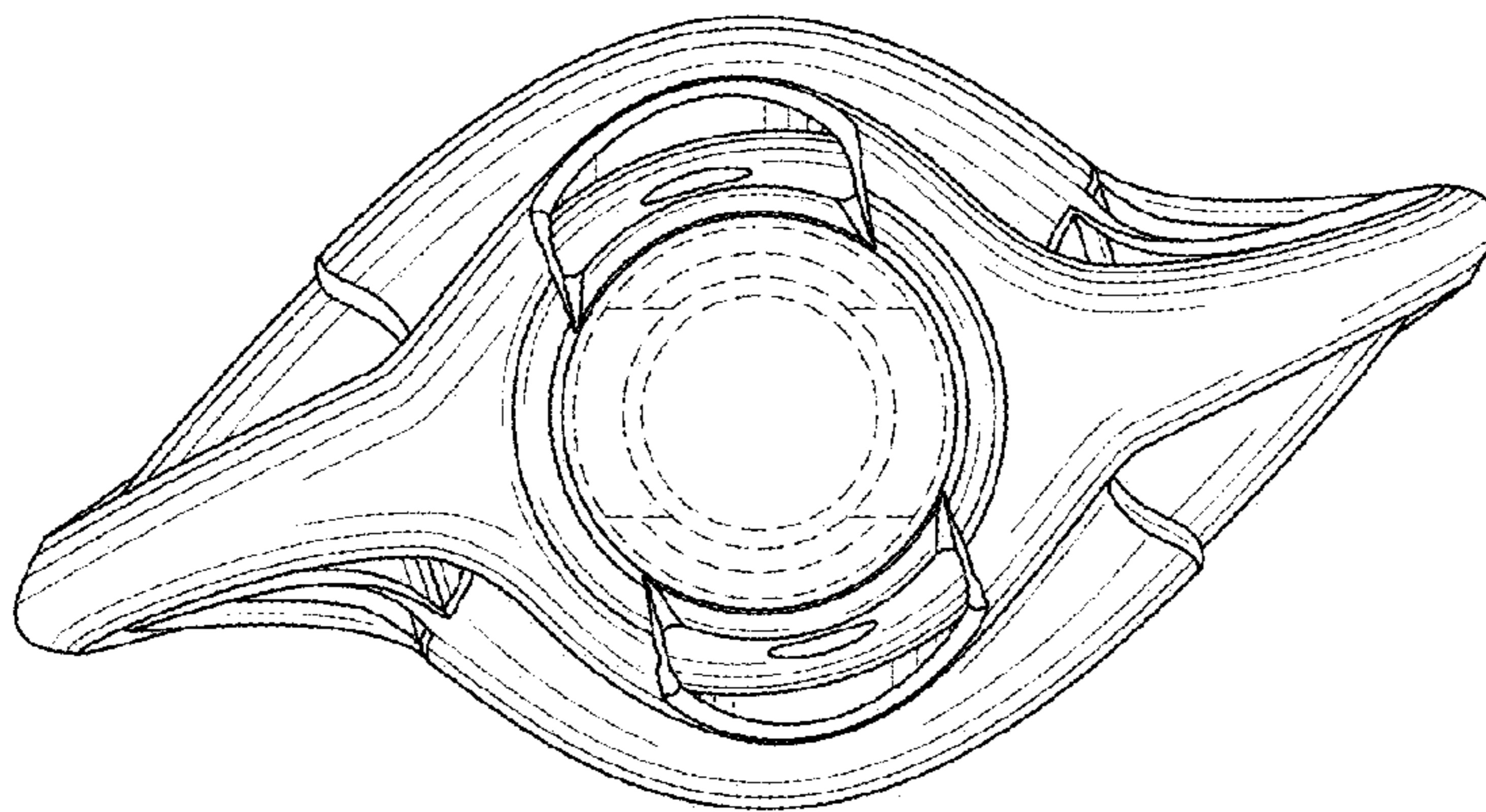


Fig. 3

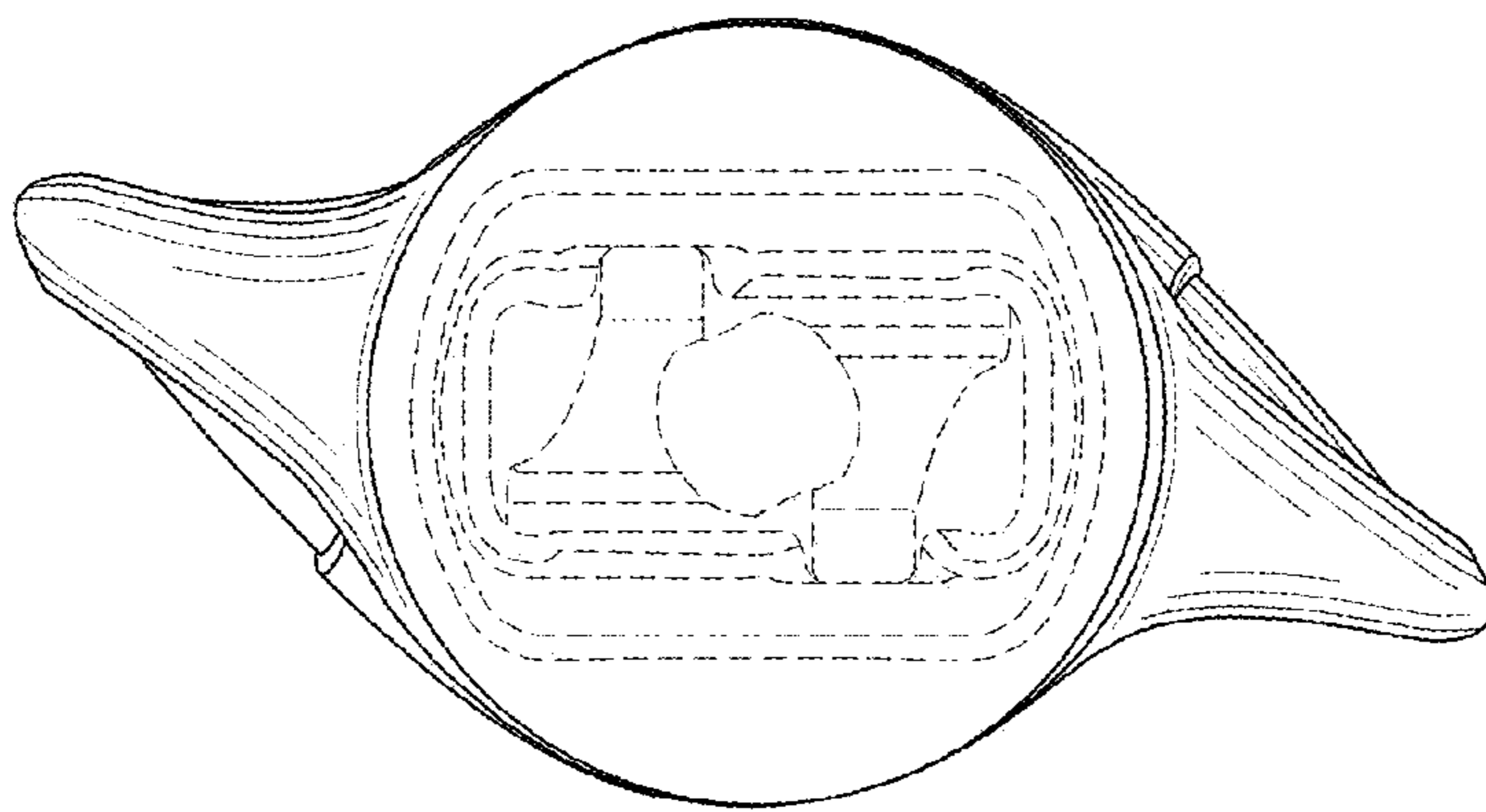


Fig. 4

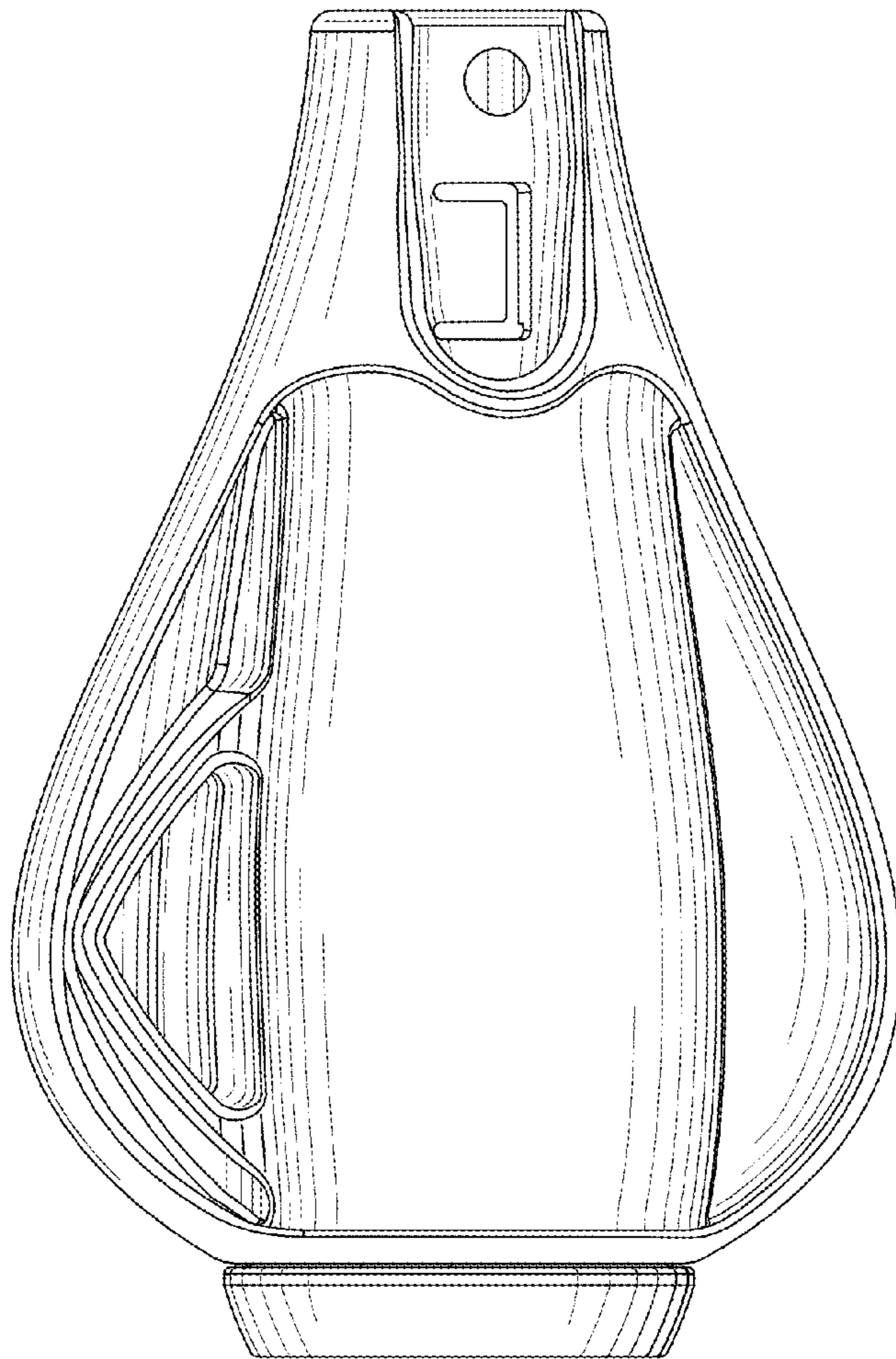


Fig. 5

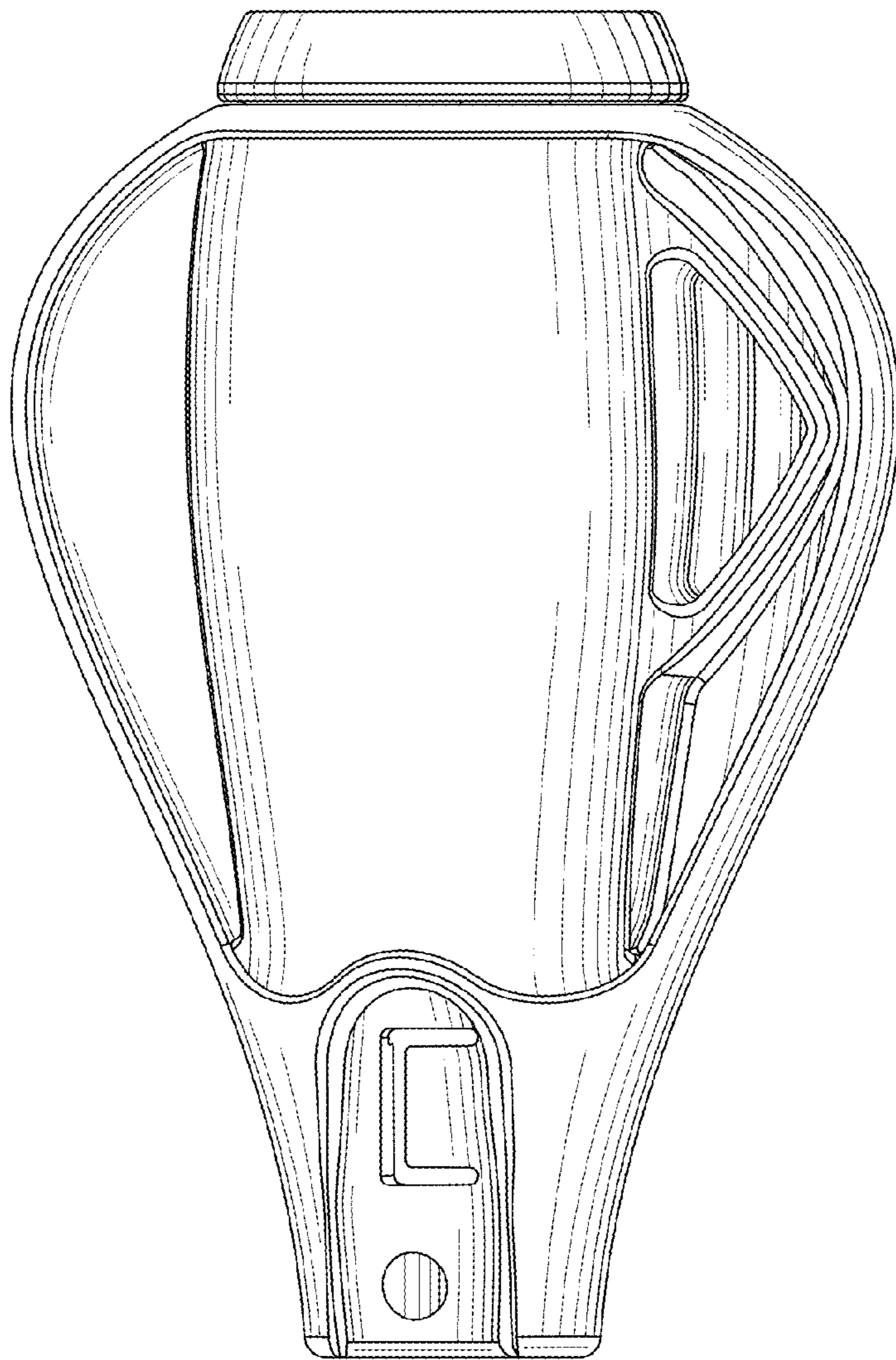


Fig. 6






Fig.7




Fig.8