



US00D735850S

(12) **United States Design Patent**
Gray

(10) **Patent No.:** **US D735,850 S**

(45) **Date of Patent:** **** Aug. 4, 2015**

- (54) **NON SLIP NURSING PAD**
- (71) Applicant: **Kamesha Shonell Gray**, San Antonio, TX (US)
- (72) Inventor: **Kamesha Shonell Gray**, San Antonio, TX (US)
- (**) Term: **14 Years**
- (21) Appl. No.: **29/466,593**
- (22) Filed: **Sep. 10, 2013**
- (51) **LOC (10) Cl.** **24-04**
- (52) **U.S. Cl.**
USPC **D24/124**
- (58) **Field of Classification Search**
USPC D24/124, 188; 2/267, 268; D2/24;
604/365, 366, 358, 370, 371, 378, 381,
604/383, 385.1, 388
See application file for complete search history.

6,945,966	B2 *	9/2005	Mikami	604/346
7,052,358	B2 *	5/2006	Alessi	450/37
D550,851	S *	9/2007	Roehrig	D24/199
D572,910	S	7/2008	Schreiner		
D594,971	S *	6/2009	Senkpiel	D24/124
D598,117	S *	8/2009	Yamashita et al.	D24/190
D614,767	S	4/2010	Webster		
D636,870	S *	4/2011	Carroll	D24/124
D653,754	S	2/2012	Hedbratt		
8,720,713	B2 *	5/2014	Olshansky	215/11.6
2002/0022815	A1 *	2/2002	Yamaji	604/385.07
2003/0163197	A1	8/2003	Chen		
2003/0220048	A1 *	11/2003	Toro et al.	450/57
2004/0058619	A1 *	3/2004	Spiezio et al.	450/57
2004/0097893	A1	5/2004	Elfstrom et al.		
2007/0083180	A1 *	4/2007	Sakaguchi et al.	604/385.07
2008/0161916	A1	7/2008	Heitman		
2008/0200096	A1	8/2008	Thornton et al.		
2009/0227181	A1	9/2009	Chen		
2009/0308405	A1 *	12/2009	Yamashita	128/890

* cited by examiner

Primary Examiner — T. Chase Nelson
Assistant Examiner — Michelle E Wilson

(56) **References Cited**
U.S. PATENT DOCUMENTS

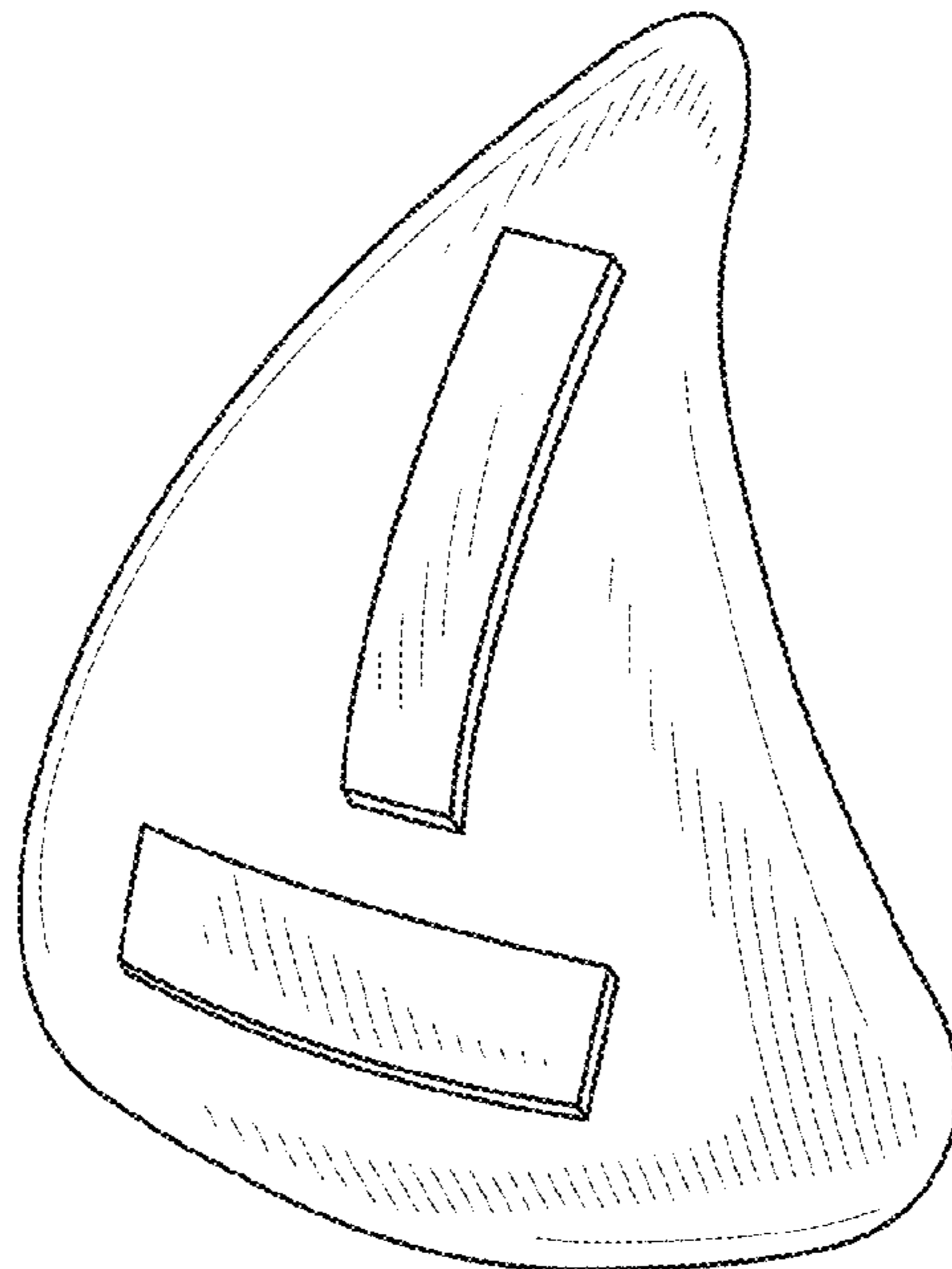
2,748,771	A *	6/1956	Richards	604/346
3,356,090	A *	12/1967	Plantinga et al.	604/368
D246,729	S *	12/1977	Murphy	D24/109
4,100,621	A	7/1978	Ettipio		
4,125,117	A	11/1978	Lee		
4,193,404	A *	3/1980	Repke et al.	604/366
5,149,336	A *	9/1992	Clarke et al.	604/388
D347,278	S *	5/1994	Higa	D24/124
5,690,536	A *	11/1997	Madden et al.	450/37
D434,144	S	11/2000	Anderson		
D473,641	S	4/2003	Kali		
6,695,678	B1 *	2/2004	Foley et al.	450/57

(57) **CLAIM**
The ornamental design for a non slip nursing pad, as shown and described.

DESCRIPTION

FIG. 1 is a perspective front view of a non slip nursing pad; FIG. 2 is a rear elevation view of the non slip nursing pad; FIG. 3 is a front elevation view of the non slip nursing pad; FIG. 4 is a left elevation view of the non slip nursing pad; FIG. 5 is a top elevation view of the non slip nursing pad; and, FIG. 6 is a bottom elevation view of the non slip nursing pad.

1 Claim, 2 Drawing Sheets



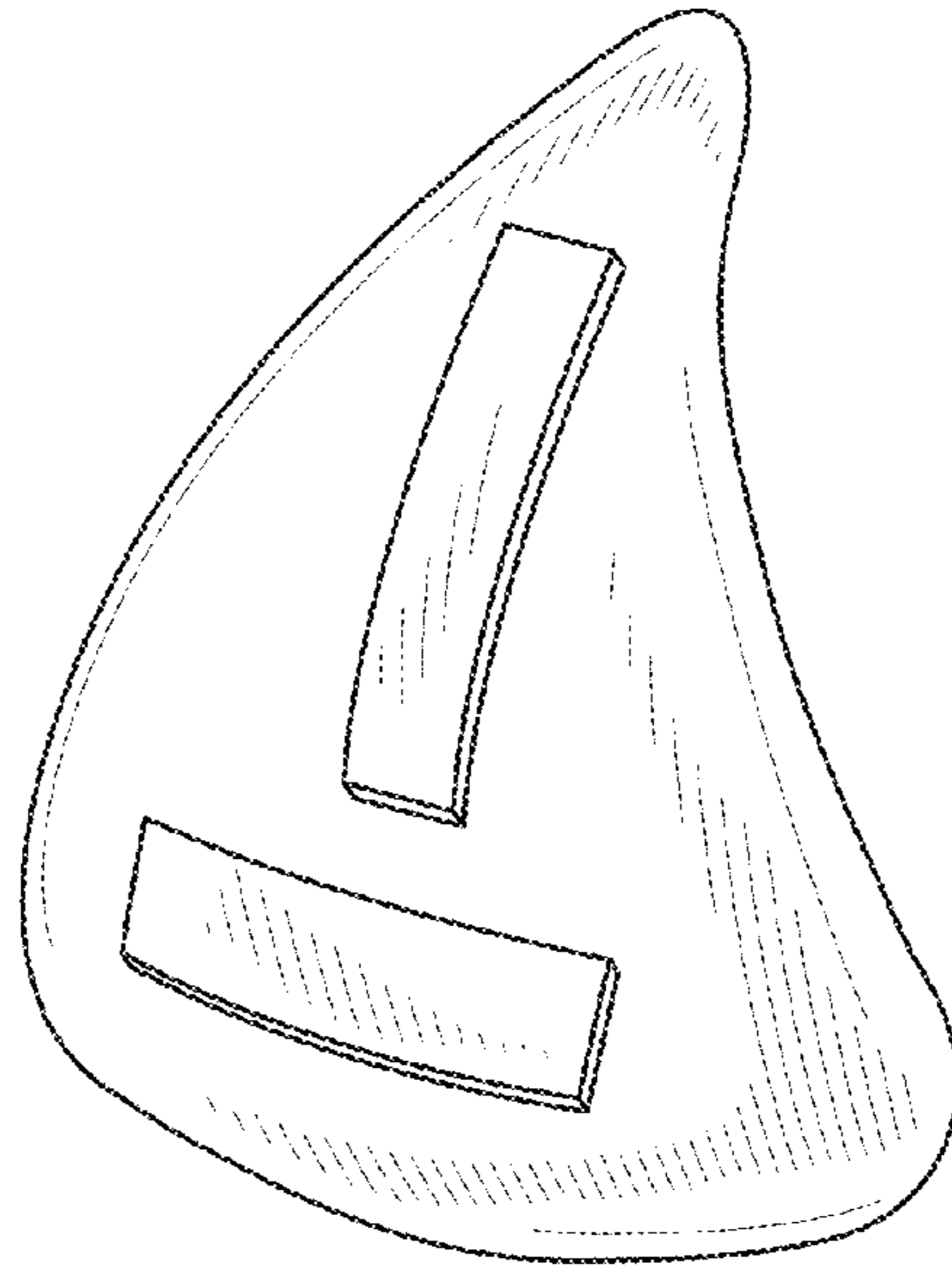


FIG. 1

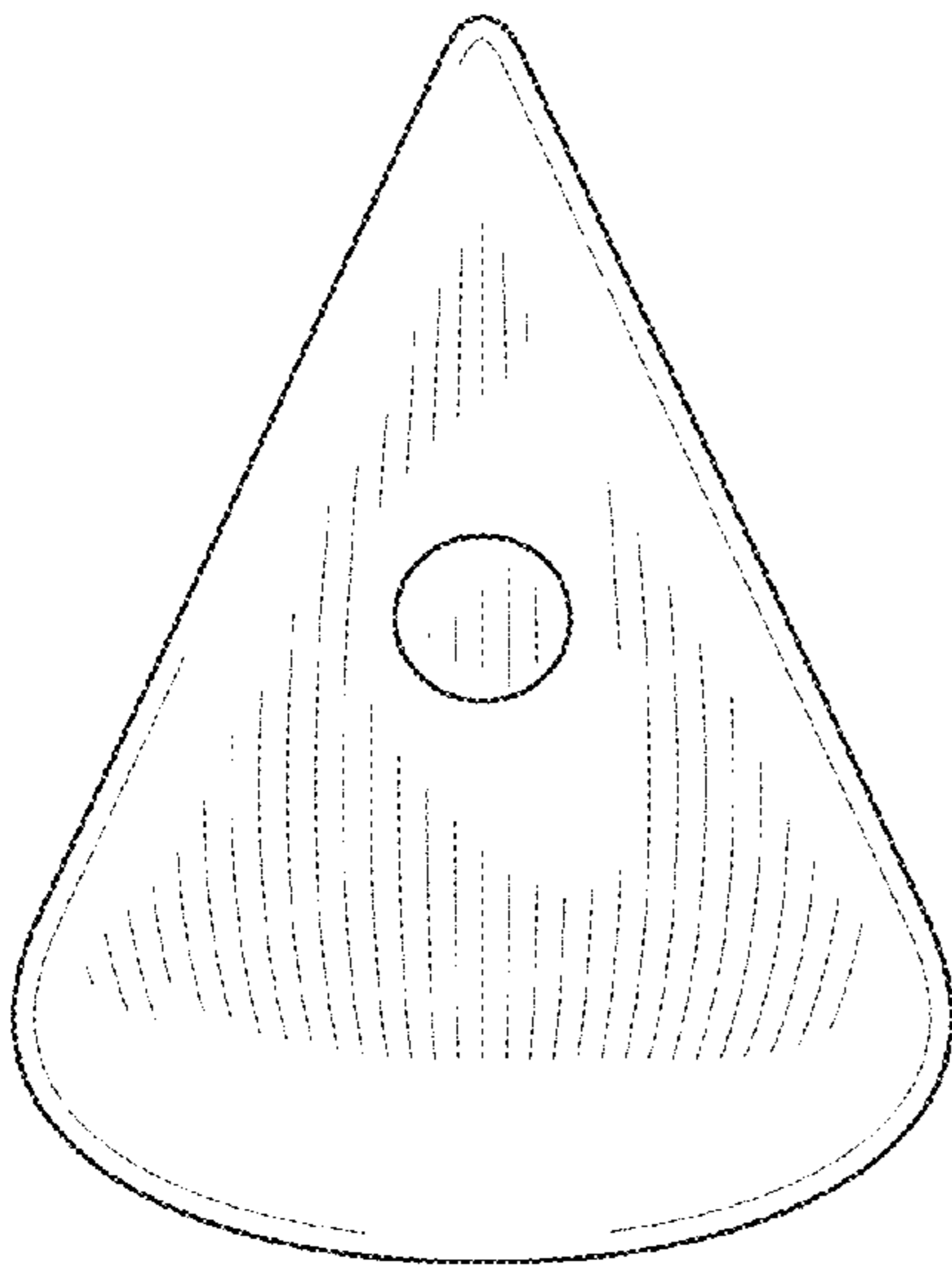


FIG. 2

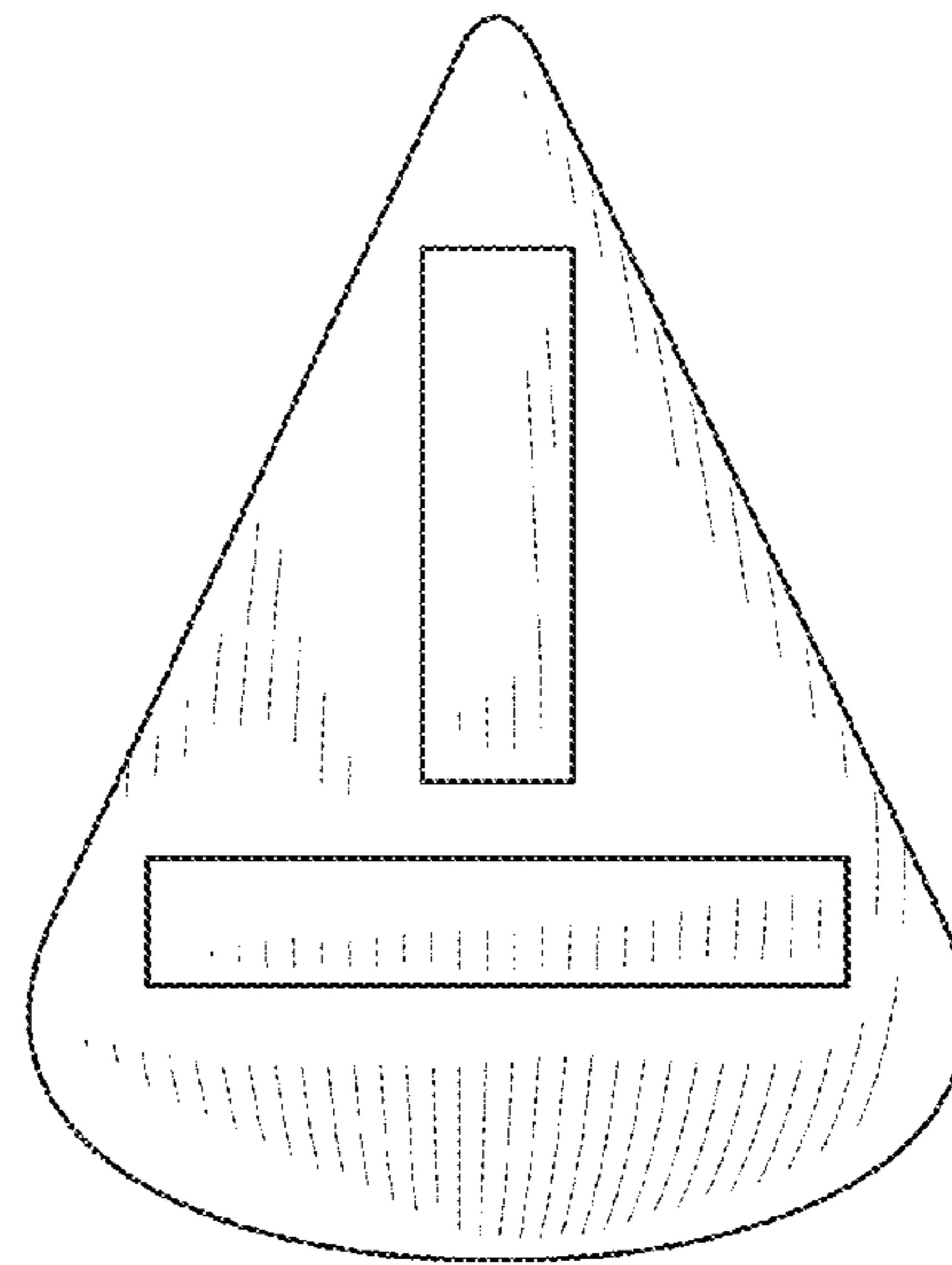


FIG. 3



FIG. 4

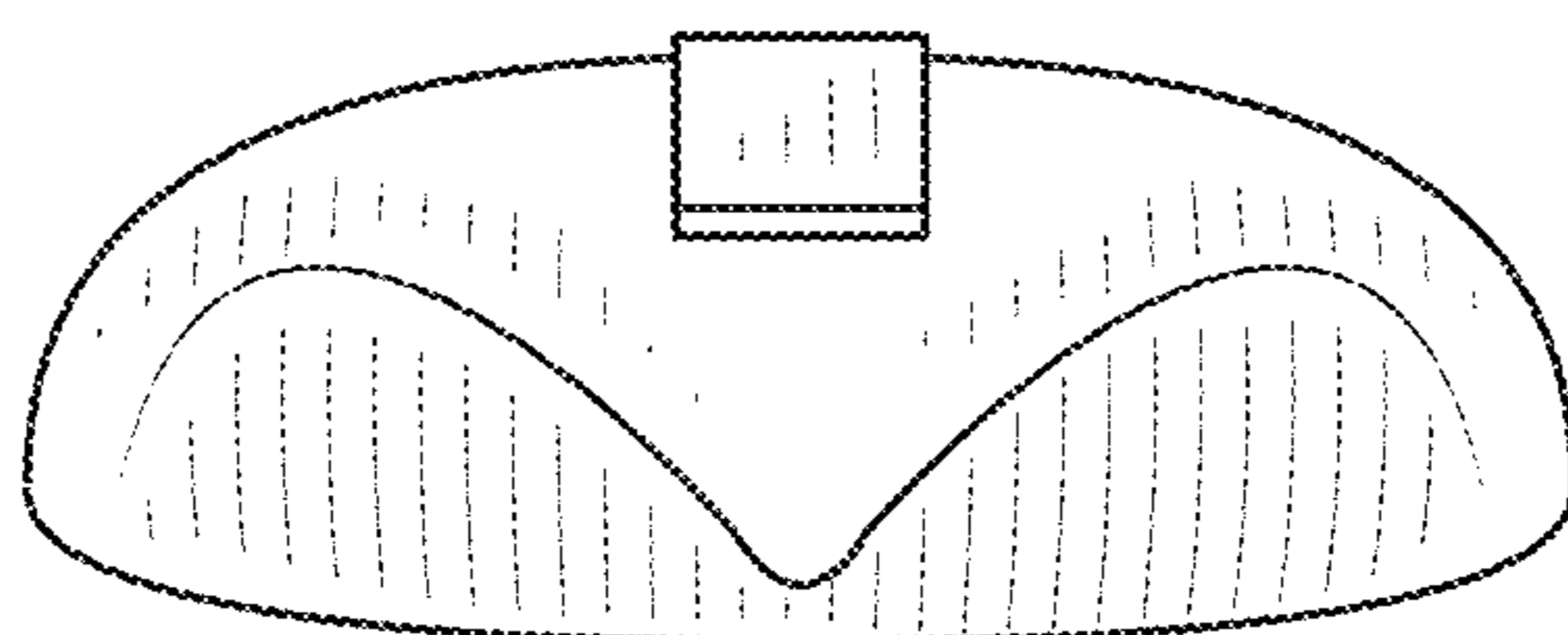


FIG. 5

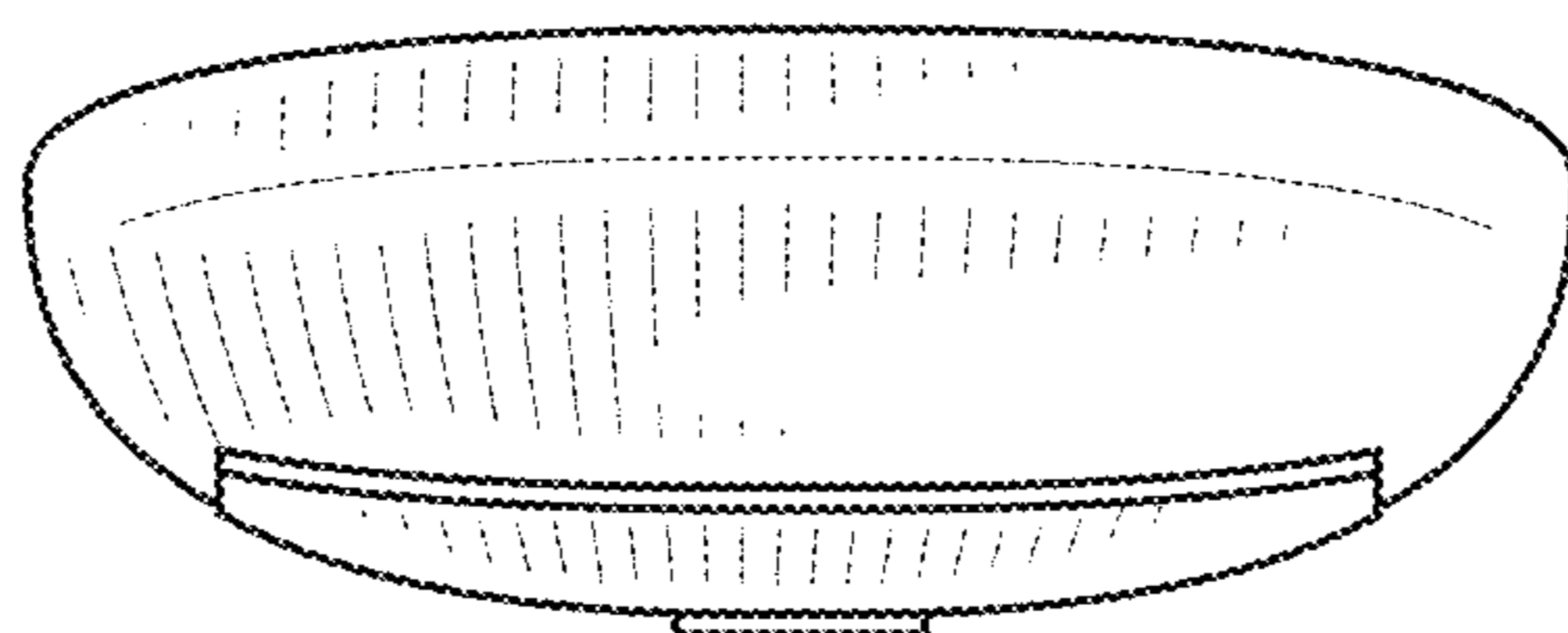


FIG. 6