



US00D735847S

(12) **United States Design Patent**
Laurence

(10) **Patent No.:** **US D735,847 S**

(45) **Date of Patent:** **** Aug. 4, 2015**

(54) **CLOSED SUCTION CATHETER WITH
COLOR KEYED SUCTION DEPTH
INDICATORS**

(71) Applicant: **William Laurence**, Plano, TX (US)

(72) Inventor: **William Laurence**, Plano, TX (US)

(**) Term: **14 Years**

(21) Appl. No.: **29/490,500**

(22) Filed: **May 9, 2014**

(51) **LOC (10) Cl.** **24-02**

(52) **U.S. Cl.**
USPC **D24/112**

(58) **Field of Classification Search**
USPC D24/112-114, 133, 186, 130, 127;
606/181, 185; 604/264, 272, 115,
604/164.01-164.09, 533, 232, 187, 168.01,
604/192, 19, 48, 93.01, 523, 524, 526;
600/101, 139, 143; 128/200.24,
128/207.14, 207.15

See application file for complete search history.

(56) **References Cited**

U.S. PATENT DOCUMENTS

D241,278	S	*	8/1976	McNeil et al.	D24/113
4,906,232	A	*	3/1990	Reynolds	604/171
5,254,098	A	*	10/1993	Ulrich et al.	604/171
5,328,472	A	*	7/1994	Steinke et al.	604/102.02
5,642,726	A	*	7/1997	Owens et al.	128/200.26
5,843,048	A	*	12/1998	Gross	604/264
D448,842	S	*	10/2001	Madsen et al.	D24/112
D451,194	S	*	11/2001	Cise et al.	D24/112

6,588,427	B1	*	7/2003	Carlsen et al.	128/207.14
D629,515	S		12/2010	Laurence		
D666,712	S		9/2012	Laurence		
D669,577	S	*	10/2012	Holsinger	D24/112
2001/0049497	A1	*	12/2001	Kaloo et al.	604/164.01
2009/0247963	A1	*	10/2009	Bleam et al.	604/246
2014/0261407	A1	*	9/2014	Roberts et al.	128/202.16

* cited by examiner

Primary Examiner — David Muller

Assistant Examiner — Nathan Johnston

(74) *Attorney, Agent, or Firm* — QuickPatents; Kevin Prince

(57) **CLAIM**

I claim the ornamental design for a closed suction catheter with color keyed suction depth indicators, as shown and described.

DESCRIPTION

FIG. 1 is a perspective view of a closed suction catheter with color keyed suction depth indicators, shown in a retracted configuration;

FIG. 2 is a front elevation view thereof;

FIG. 3 is a rear elevation view thereof;

FIG. 4 is a right-side elevation view thereof;

FIG. 5 is a left-side elevation view thereof;

FIG. 6 is a top plan view thereof;

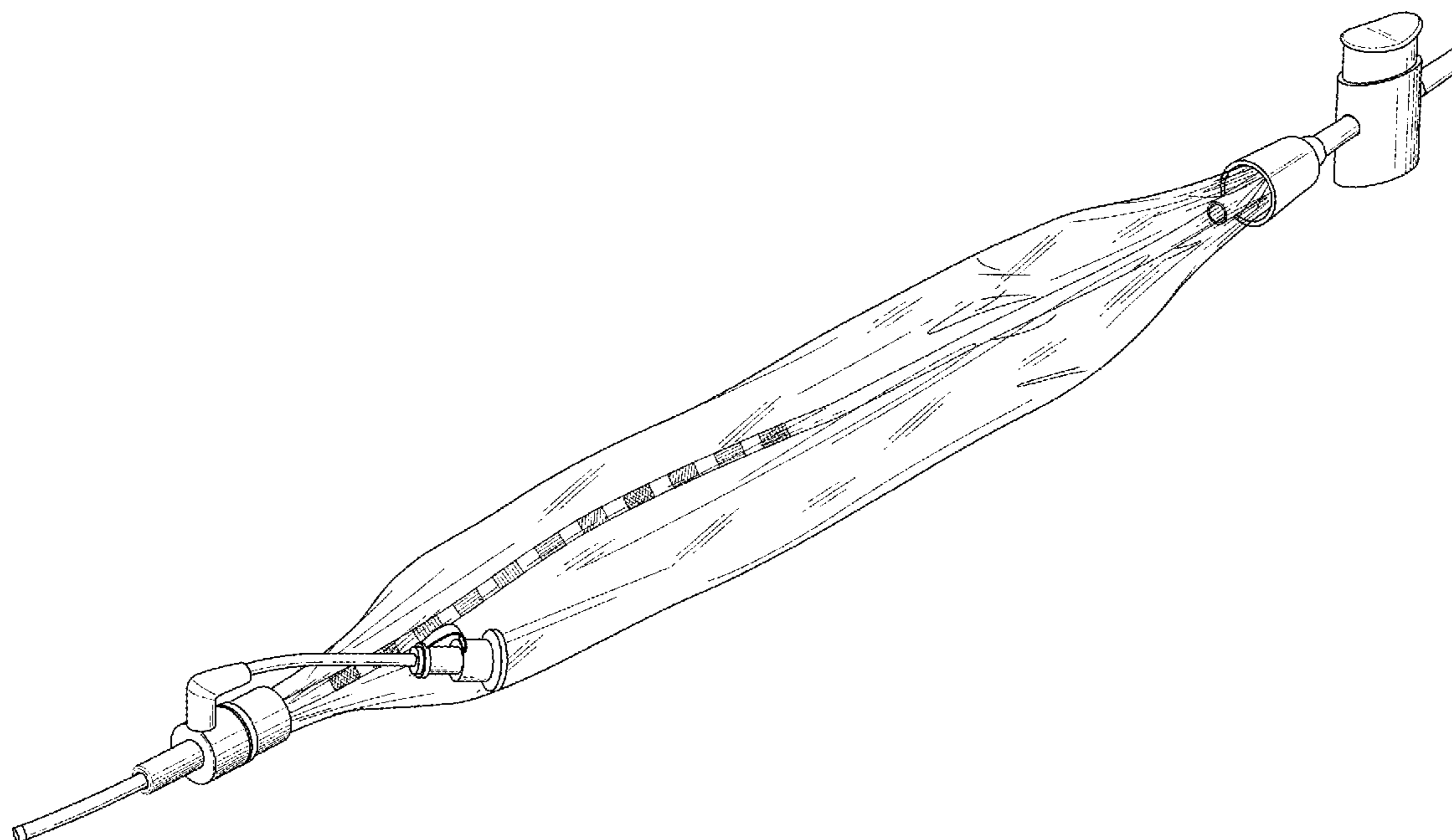
FIG. 7 is a bottom plan view thereof; and,

FIG. 8 is a perspective view thereof, illustrated in an extended configuration.

Portions of the catheter with color-keyed suction depth indicators have been lined to represent color.

The broken lines in FIGS. 4 and 5 illustrate environmental matter that form no part of the claimed design.

1 Claim, 4 Drawing Sheets



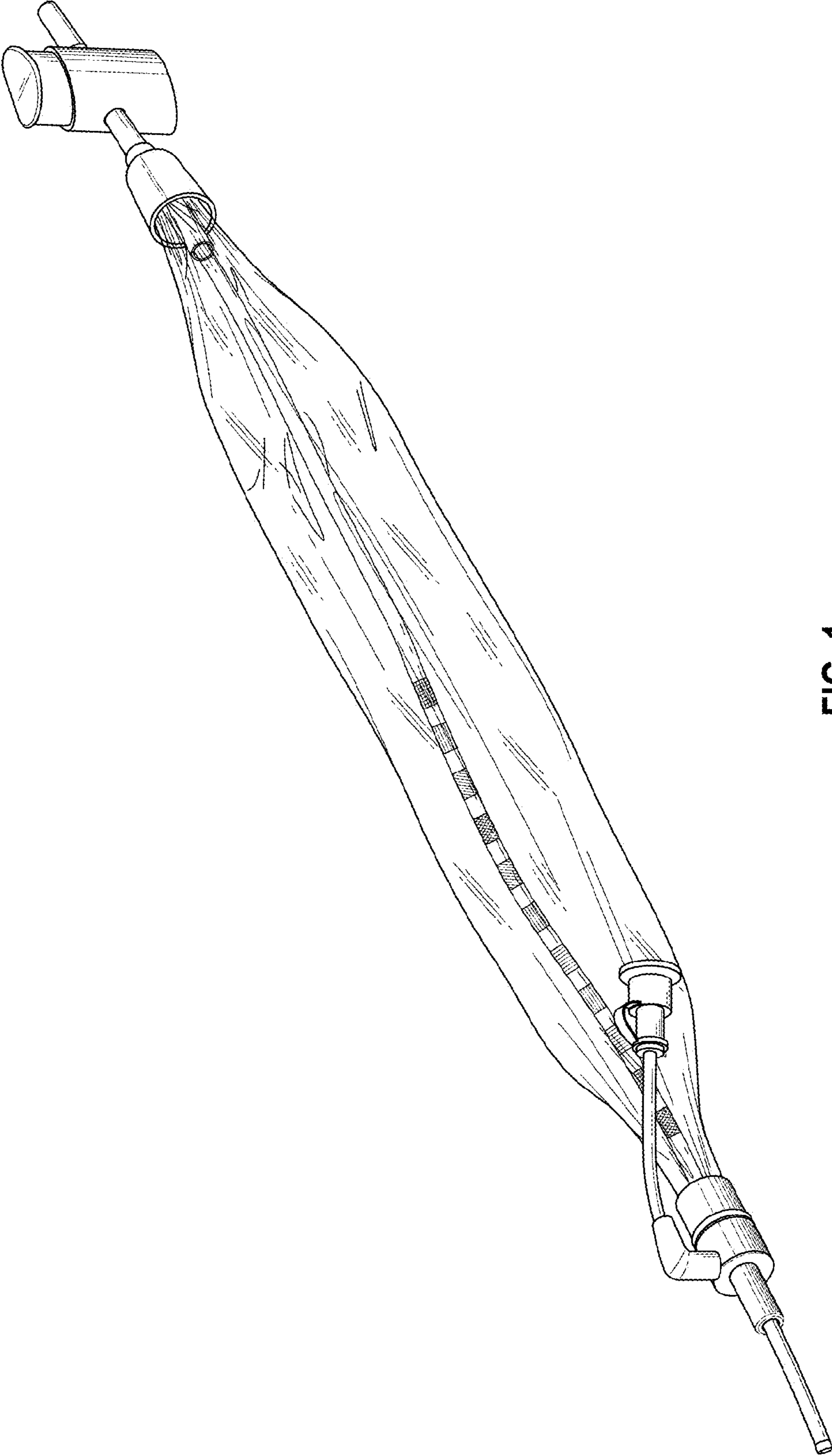


FIG. 1

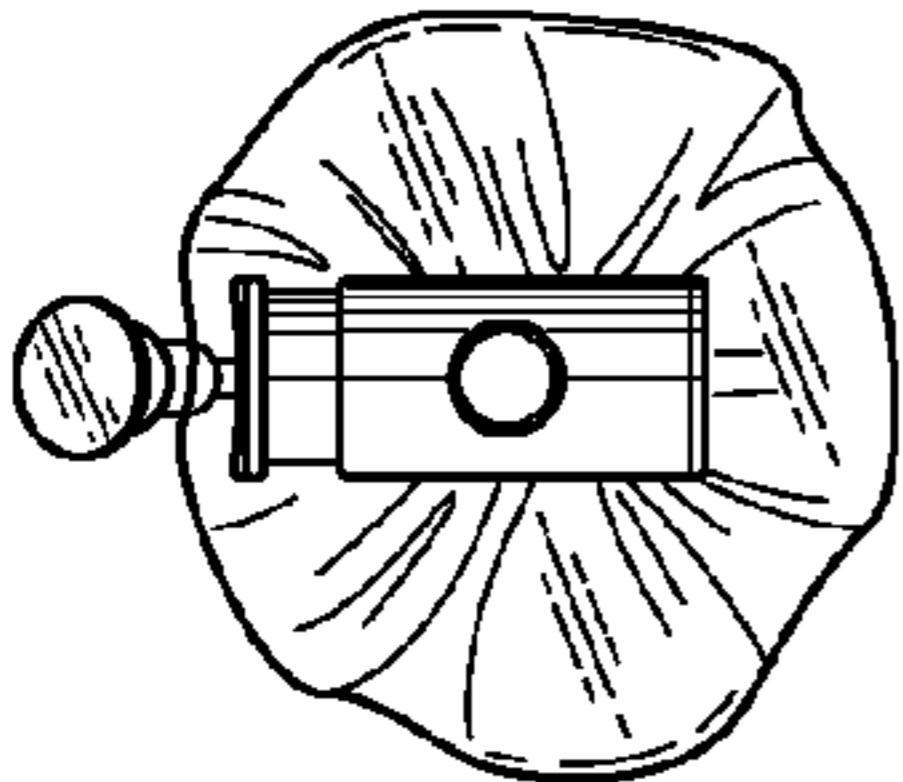


FIG. 3

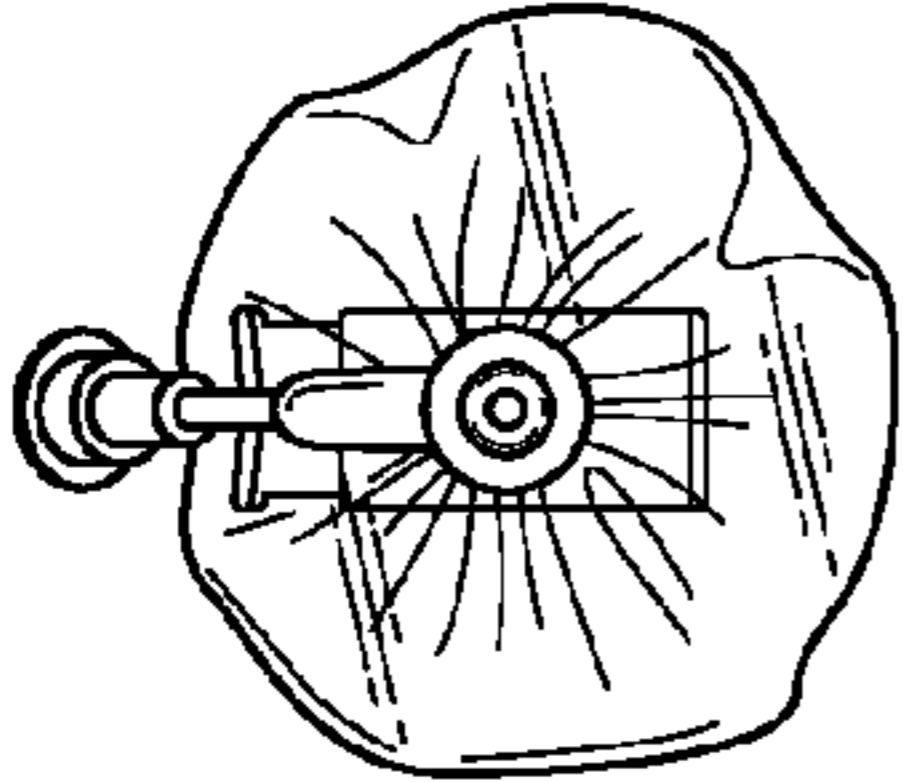


FIG. 2

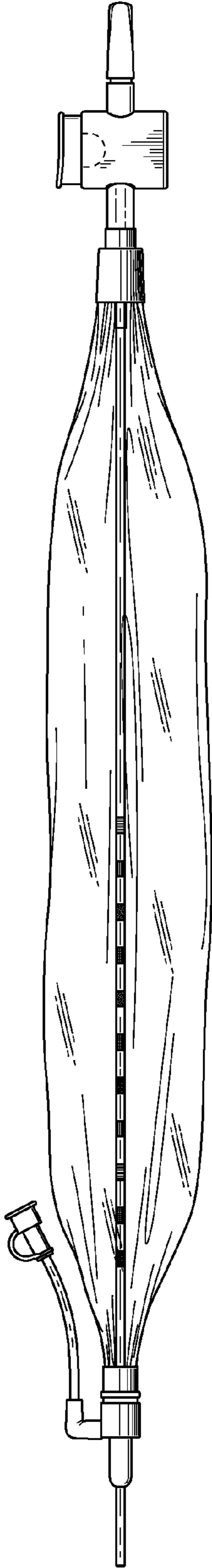


FIG. 4

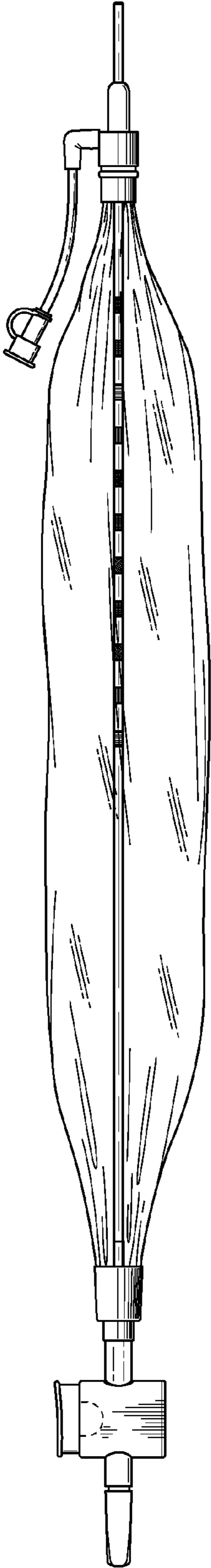


FIG. 5

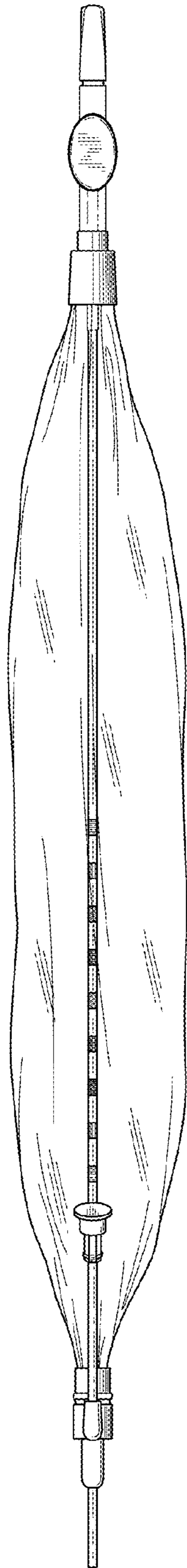


FIG. 6




FIG. 7

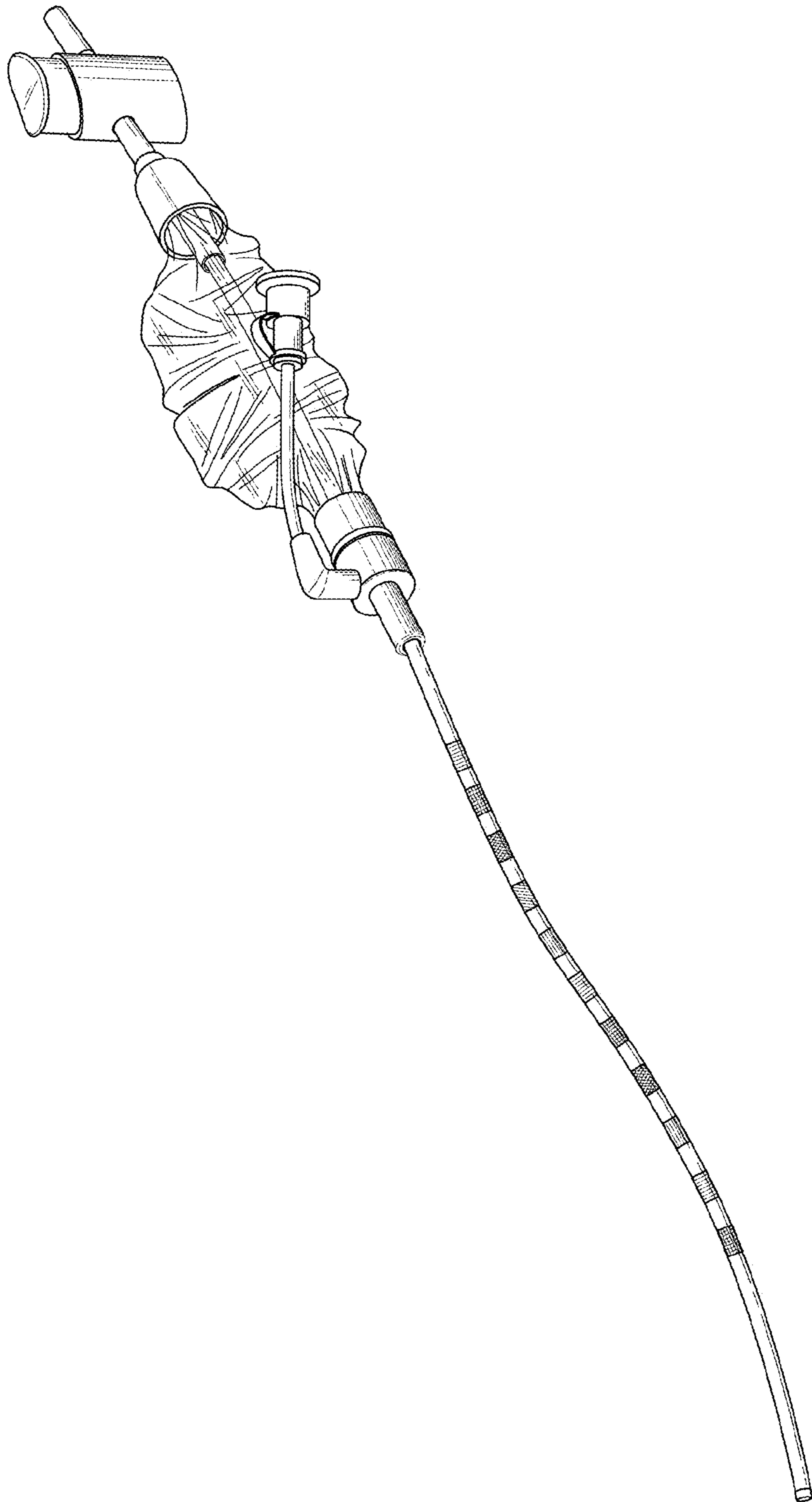


FIG. 8