



US00D735823S

(12) **United States Design Patent**
Malaby et al.

(10) **Patent No.:** **US D735,823 S**

(45) **Date of Patent:** **** Aug. 4, 2015**

(54) **TENNIS RACKET HEAD**

(71) Applicants: **Cori Malaby**, Huntington, NY (US);
Karl Sommer, Melville, NY (US)

(72) Inventors: **Cori Malaby**, Huntington, NY (US);
Karl Sommer, Melville, NY (US)

(**) Term: **14 Years**

(21) Appl. No.: **29/493,670**

(22) Filed: **Jun. 12, 2014**

(51) **LOC (10) Cl.** **21-02**

(52) **U.S. Cl.**
USPC **D21/729**

(58) **Field of Classification Search**
USPC D21/729-732, 753, 754, 803
CPC A63B 49/00-49/18; A63B
2049/00-2049/103
See application file for complete search history.

(56) **References Cited**

U.S. PATENT DOCUMENTS

3,879,250 A * 4/1975 Rankin, Jr. 156/228
4,108,433 A * 8/1978 Althoff 473/437

4,128,239 A * 12/1978 Grenadier 473/530
4,192,506 A * 3/1980 Sofia 473/548
D484,206 S * 12/2003 Udwin et al. D21/731
D484,556 S * 12/2003 Udwin et al. D21/731

* cited by examiner

Primary Examiner — Mitchell Siegel

(74) *Attorney, Agent, or Firm* — Crowell & Moring LLP

(57) **CLAIM**

The ornamental design for a tennis racket head, as shown and described.

DESCRIPTION

FIG. 1 is a perspective view of a tennis racket head showing our new design.

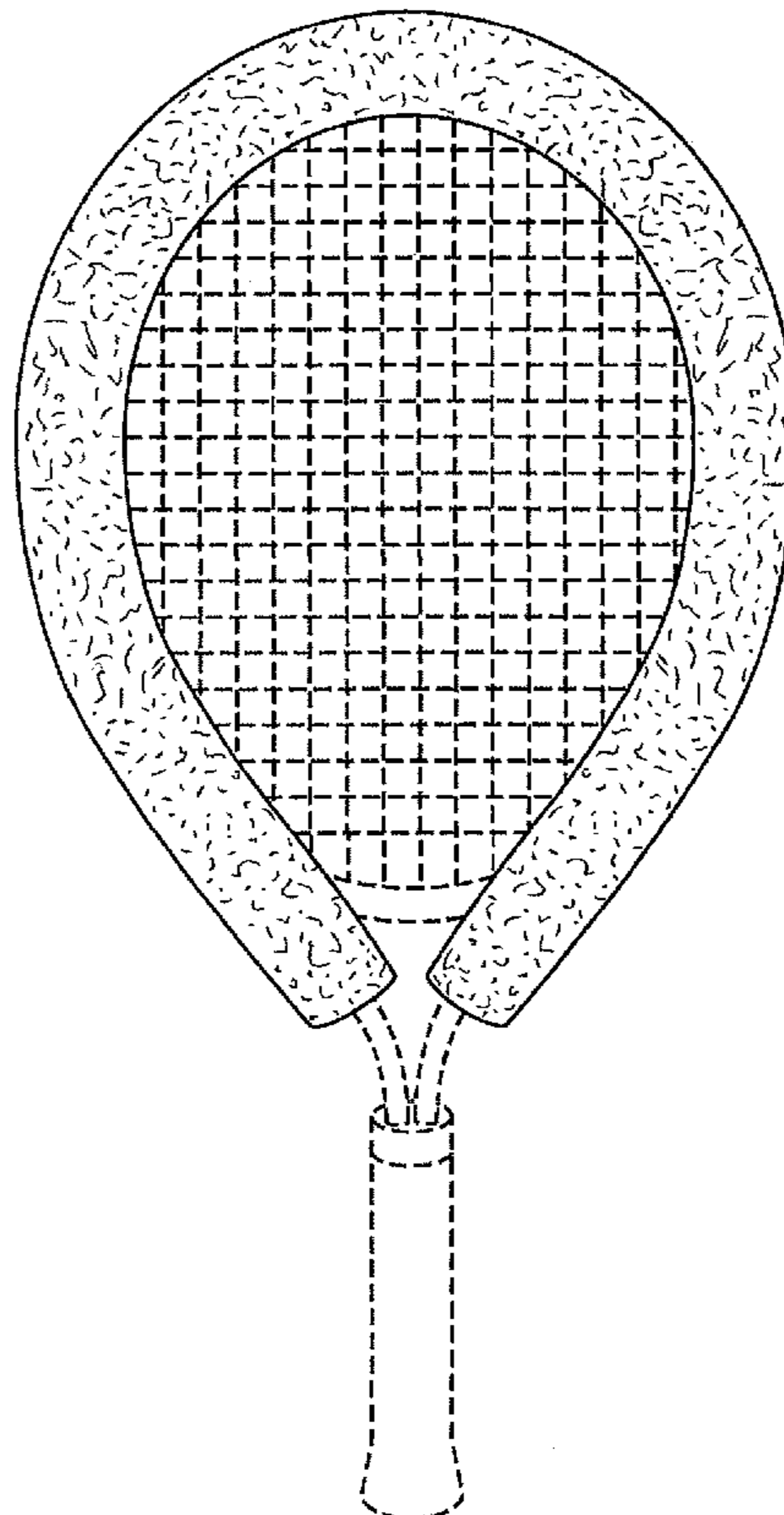
FIG. 2 is front elevational view thereof, the opposite (rear) side being a mirror image thereof.

FIG. 3 is an enlarged fragmented view of the lower portion of the tennis racket head thereof; and,

FIG. 4 is a side elevational view of FIG. 2, the opposite side being a mirror image.

The broken lines in FIGS. 1-4, as well as the stringed portion of said racket head, are for illustrative purposes only and form no part of the claimed design.

1 Claim, 4 Drawing Sheets



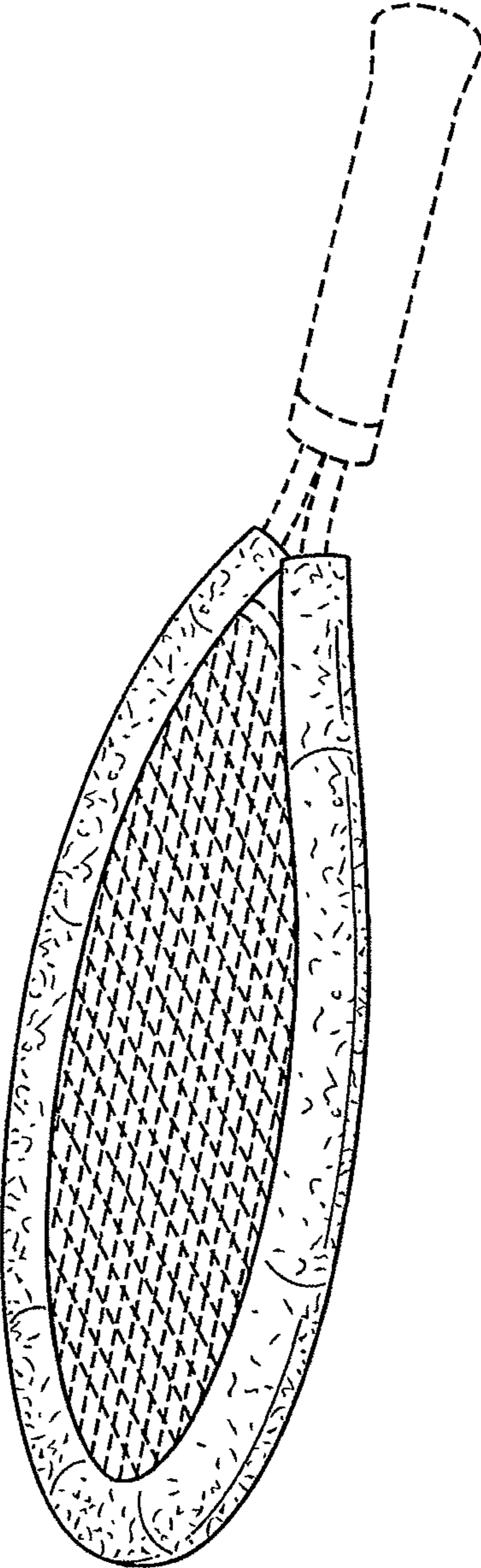


FIG. 1

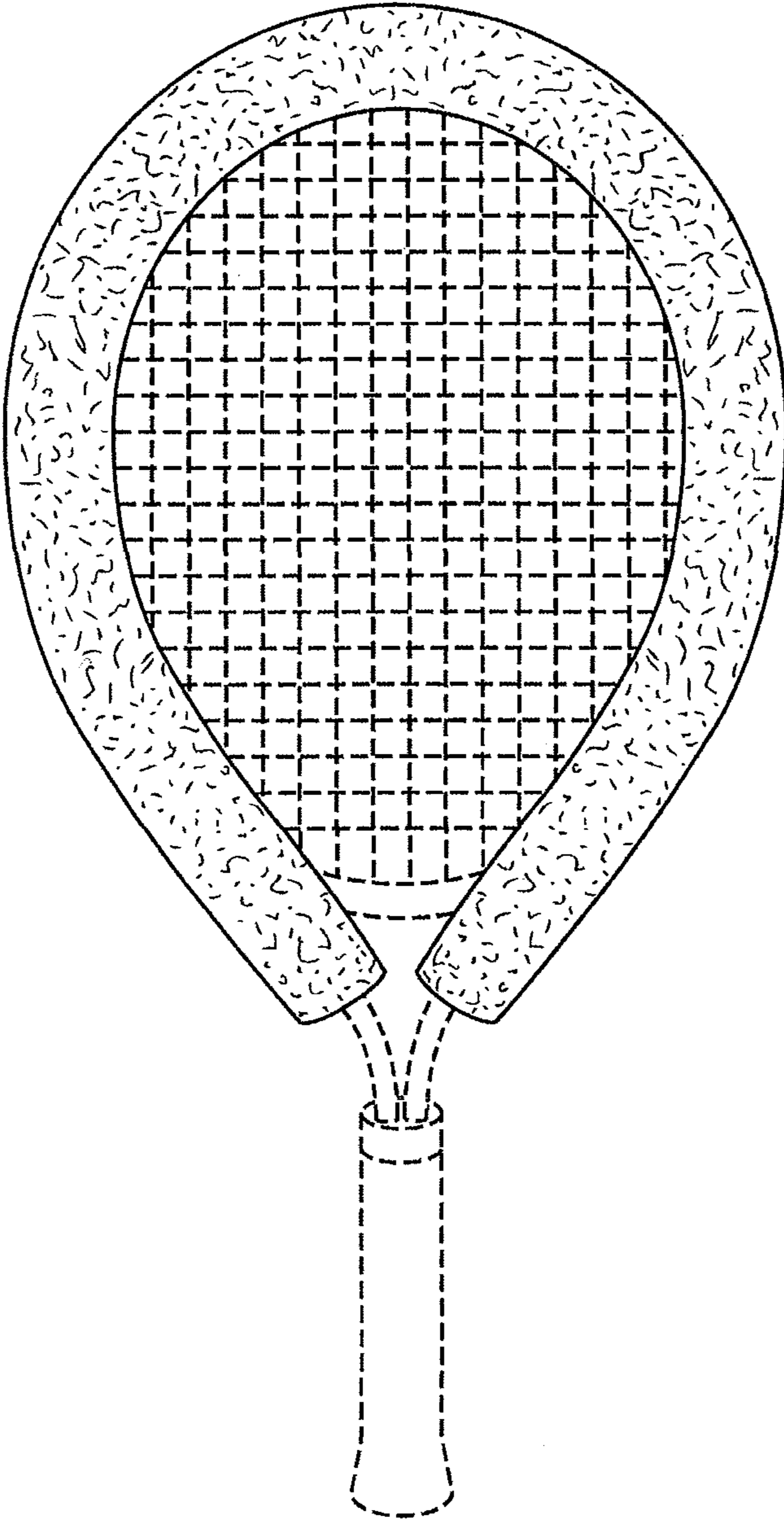


FIG. 2

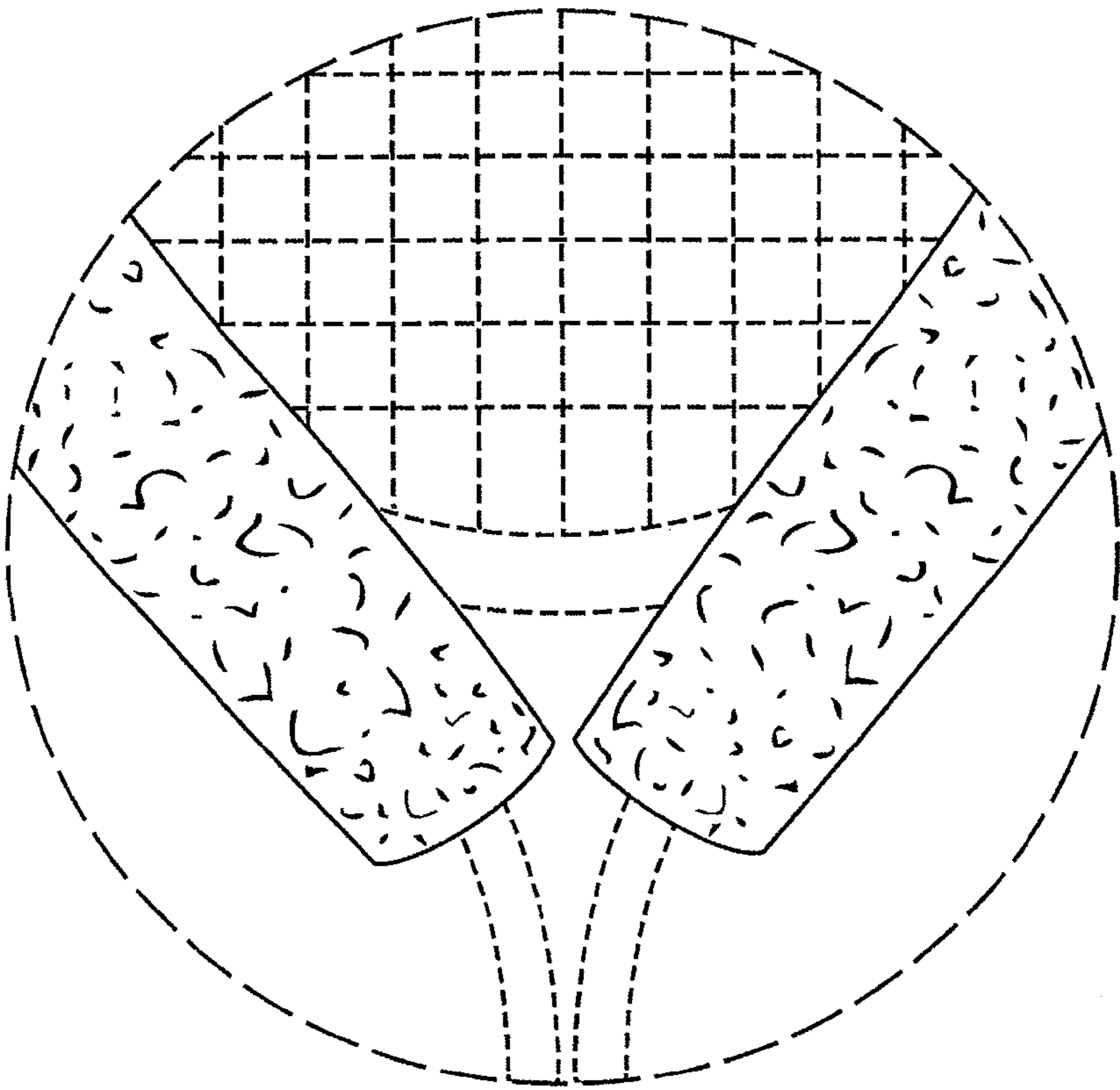


FIG. 3




FIG. 4