



US00D735818S

(12) **United States Design Patent**  
**Black**

(10) **Patent No.:** **US D735,818 S**

(45) **Date of Patent:** **\*\* Aug. 4, 2015**

(54) **FASCIA TISSUE FITNESS DEVICE**

(71) Applicant: **Ashley D. Black**, Friendswood, TX (US)

(72) Inventor: **Ashley D. Black**, Friendswood, TX (US)

(73) Assignee: **Ashley Diana Black International Holdings, LLC**, Friendswood, TX (US)

(\*\*) Term: **14 Years**

(21) Appl. No.: **29/482,967**

(22) Filed: **Feb. 24, 2014**

(51) **LOC (10) Cl.** ..... **21-02**

(52) **U.S. Cl.**  
USPC ..... **D21/662**

(58) **Field of Classification Search**

USPC ..... D21/688, 662, 686, 679, 691, 682, 694,  
D21/753, 400, 423, 775, 726, 672, 684,  
D21/681; D24/211, 212, 214; 601/120;  
36/134; 29/428; 12/142 P; 482/50, 106,  
482/139, 46, 107, 129, 121, 102, 45, 92, 93,  
482/44, 108, 110, 111, 94, 105, 109, 49,  
482/141; 604/1; 446/170; 135/77; D7/682,  
D7/669; D8/376, 378, 77; D3/7; D10/81;  
D25/126; 473/256

See application file for complete search history.

(56) **References Cited**

**U.S. PATENT DOCUMENTS**

D427,318 S \* 6/2000 Chen ..... D24/211  
D468,084 S \* 1/2003 Lin ..... D2/962  
D588,384 S \* 3/2009 Zhang ..... D6/498

D704,852 S \* 5/2014 Yang ..... D24/211  
2011/0154690 A1 \* 6/2011 Walsh ..... 36/134  
2014/0243718 A1 \* 8/2014 Black ..... 601/120

\* cited by examiner

*Primary Examiner* — Robert M Spear

*Assistant Examiner* — Ryan Harvey

(74) *Attorney, Agent, or Firm* — Dentons US LLP

(57) **CLAIM**

The ornamental design for a fascia tissue fitness device, as shown and described.

**DESCRIPTION**

FIG. 1 is an illustration of a perspective view of a fascia tissue fitness device;

FIG. 2 is an illustration of a left-end view of an ornamental design of the fascia tissue fitness device;

FIG. 3 is an illustration of a right-end view of an ornamental design of the fascia tissue fitness device;

FIG. 4 is an illustration of a left-side view of an ornamental design of the fascia tissue fitness device;

FIG. 5 is an illustration of a right-side view of an ornamental design of the fascia tissue fitness device;

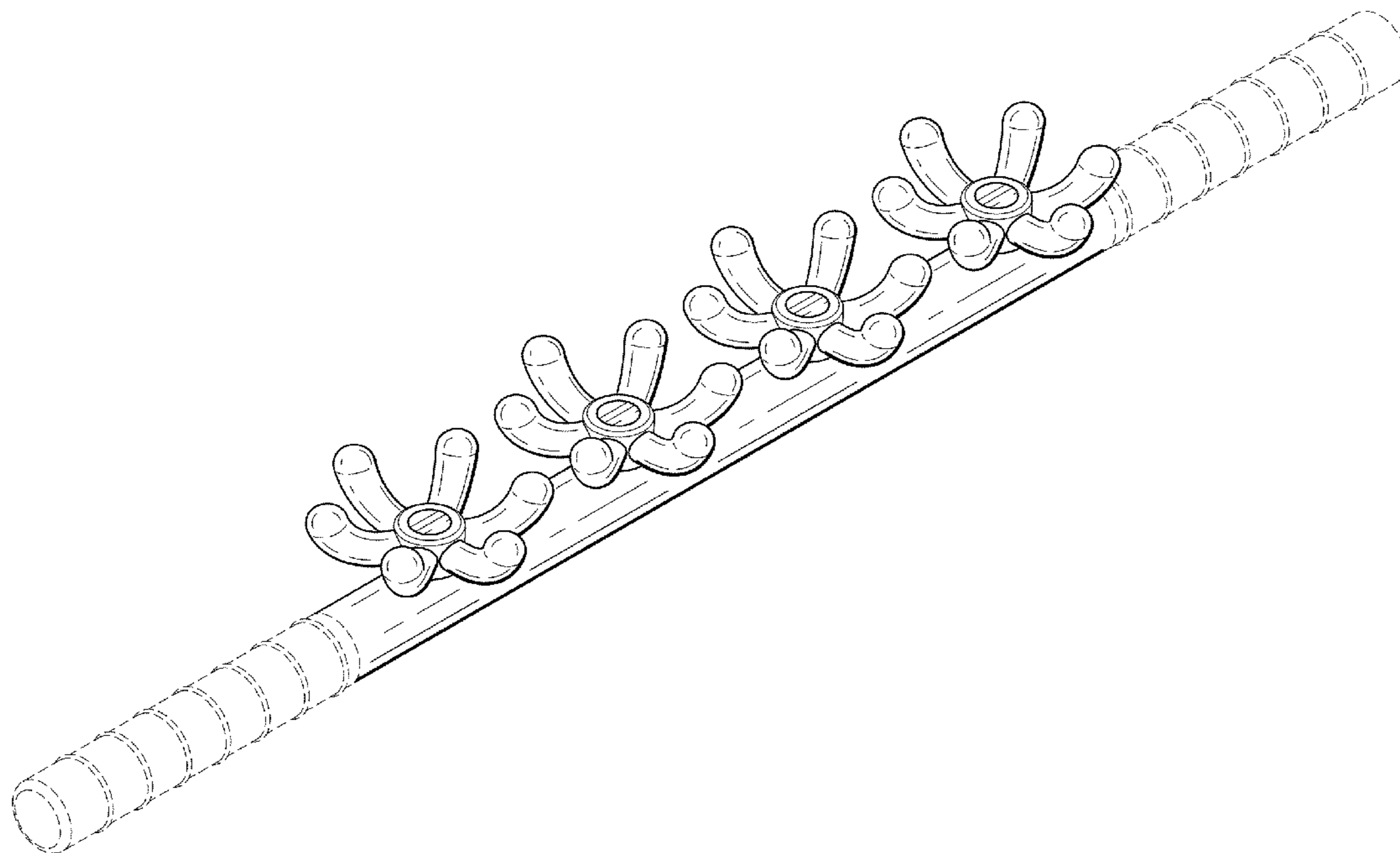
FIG. 6 is an illustration of a top view of an ornamental design of the fascia tissue fitness device; and

FIG. 7 is an illustration of a bottom view of an ornamental design of the fascia tissue fitness device; and,

FIG. 8 is an illustration of another perspective view of an ornamental design of the fascia tissue fitness device.

The broken lines on the fascia tissue fitness device illustrate portions of the device that form no part of the claimed design.

**1 Claim, 4 Drawing Sheets**



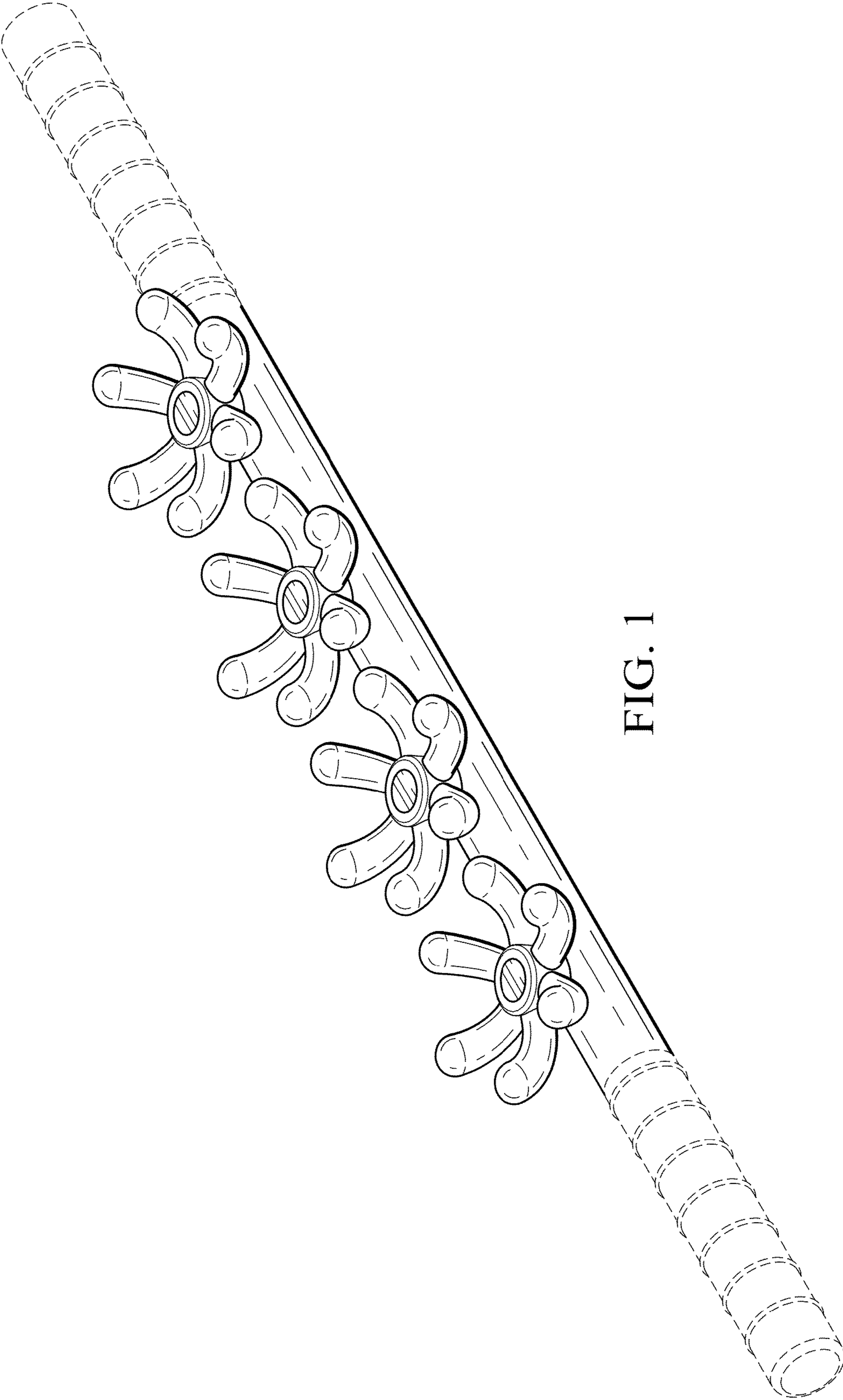


FIG. 1

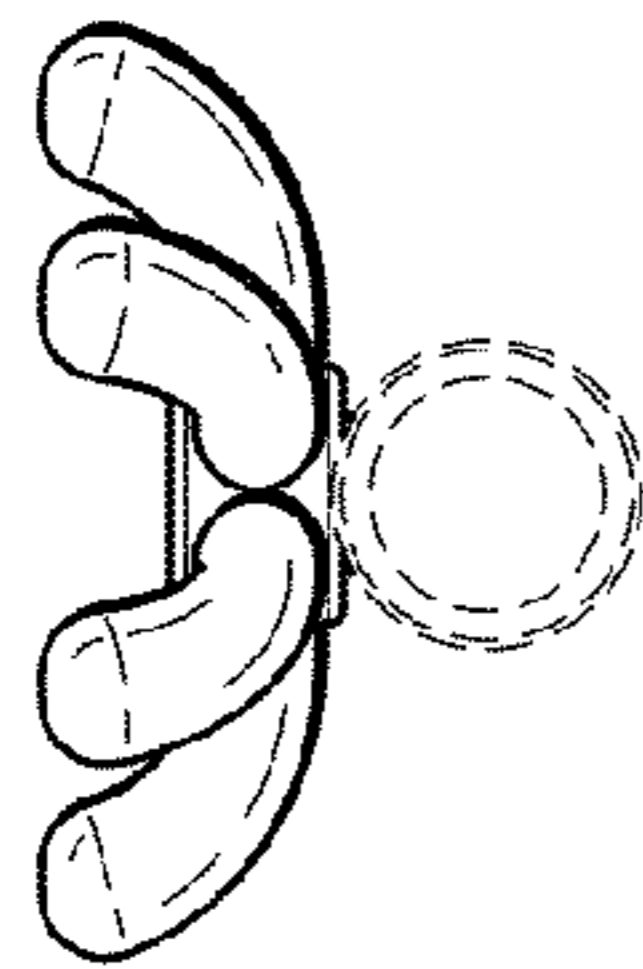


FIG. 2

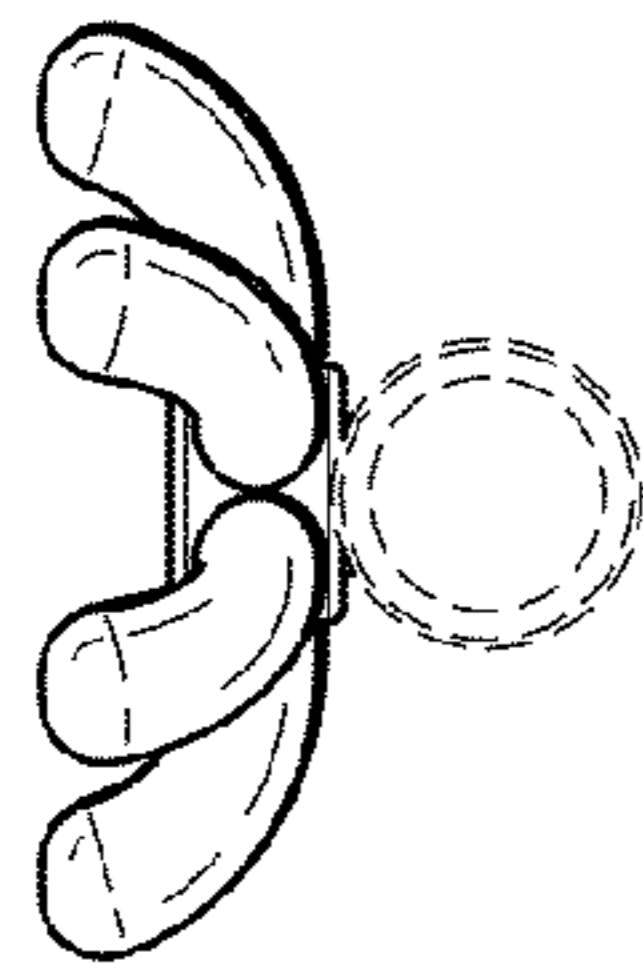


FIG. 3

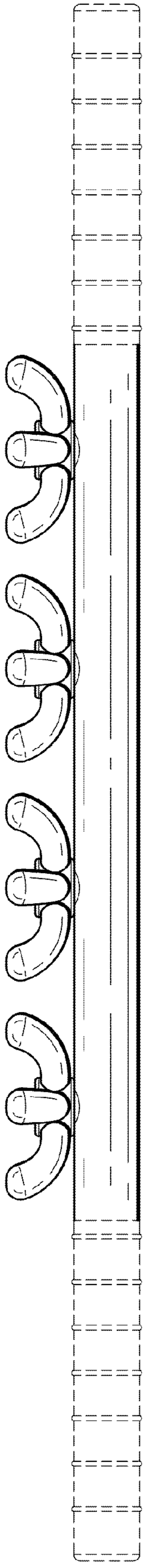


FIG. 4

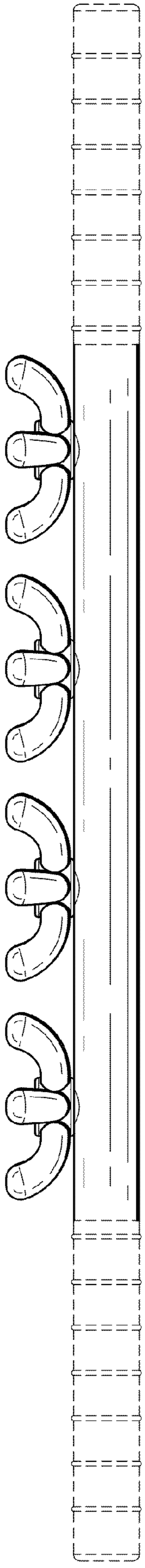


FIG. 5

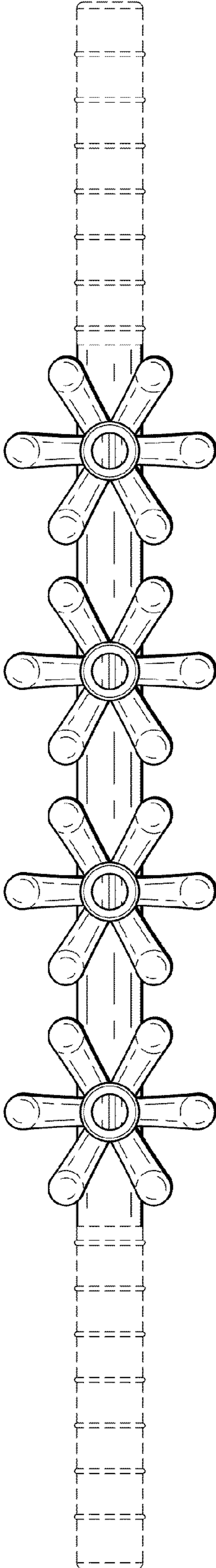


FIG. 6

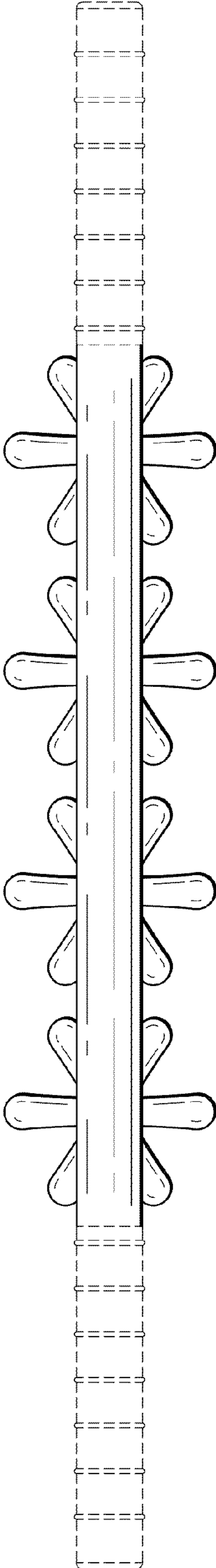


FIG. 7

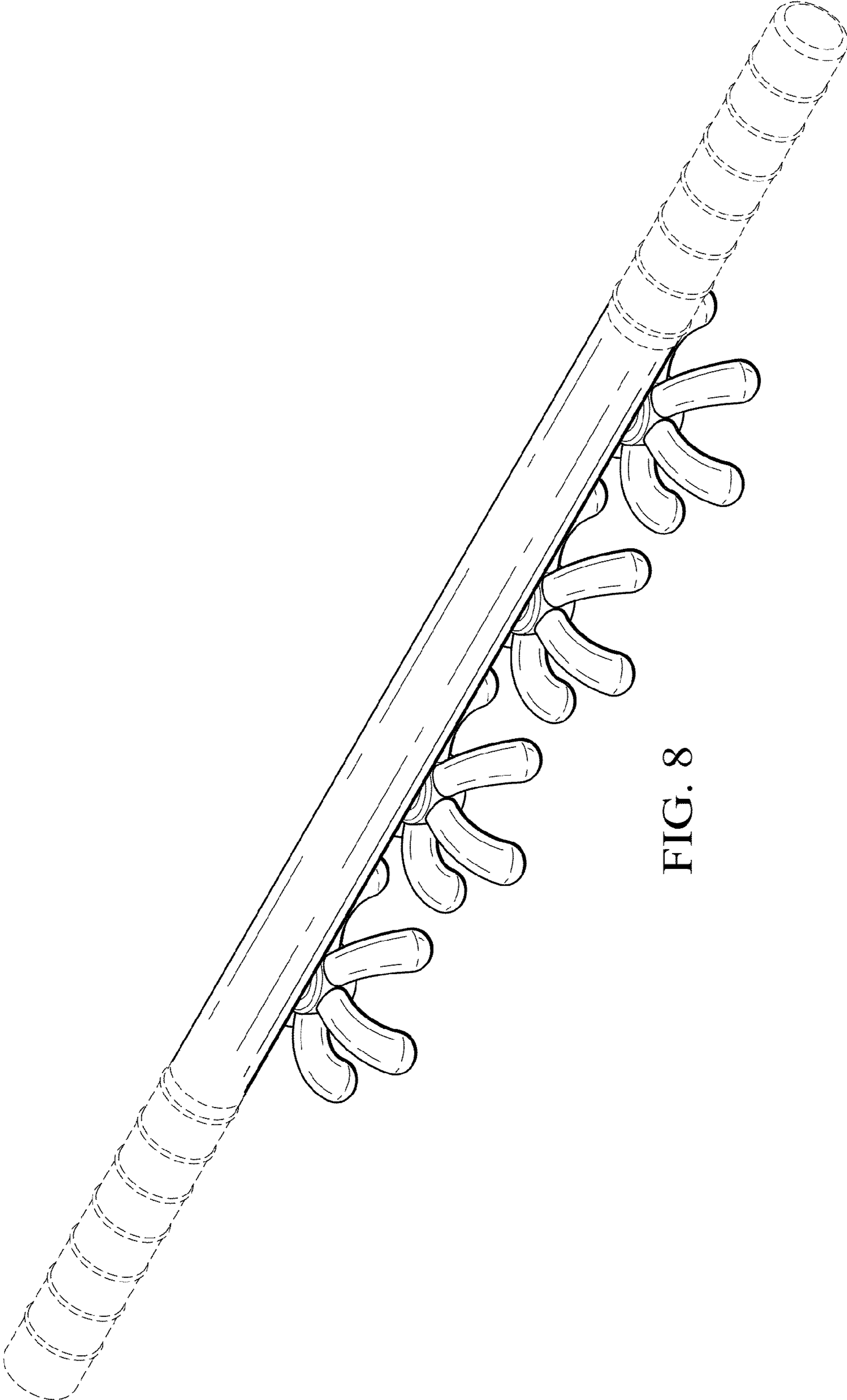


FIG. 8