



US00D735811S

(12) **United States Design Patent**
Laemle

(10) **Patent No.:** **US D735,811 S**

(45) **Date of Patent:** **** Aug. 4, 2015**

- (54) **PEN**
- (71) Applicant: **David A. Laemle**, Westwood, NJ (US)
- (72) Inventor: **David A. Laemle**, Westwood, NJ (US)
- (73) Assignee: **Davro Products, Inc.**, Westwood, NJ (US)
- (**) Term: **14 Years**
- (21) Appl. No.: **29/495,525**
- (22) Filed: **Jul. 1, 2014**
- (51) **LOC (10) Cl.** **19-06**
- (52) **U.S. Cl.**
USPC **D19/192**
- (58) **Field of Classification Search**
USPC D14/411; D19/115-204; D26/34, 38
CPC B43K 5/005; B43K 7/00; B43K 7/01;
B43K 7/10; B43K 8/02; B43K 8/022; B43K
8/024; B43K 8/026; B43K 8/028; B43K 8/03;
B43K 11/00
See application file for complete search history.

(56) **References Cited**

U.S. PATENT DOCUMENTS

- D416,577 S * 11/1999 Andrews et al. D19/50
- D422,024 S * 3/2000 Andrews et al. D19/50
- D437,887 S * 2/2001 Porsche D19/50
- D443,896 S * 6/2001 Briggl et al. D19/49

- D562,391 S * 2/2008 Gerules D19/49
- D566,176 S * 4/2008 Rolion et al. D19/46
- D570,912 S * 6/2008 Tatic D19/49
- D670,761 S * 11/2012 Fleming D19/47
- D692,486 S * 10/2013 Casciotti et al. D19/200
- D707,294 S * 6/2014 Casciotti et al. D19/199
- D710,447 S * 8/2014 Shibata D19/173
- D710,941 S * 8/2014 Casciotti et al. D19/177
- D718,387 S * 11/2014 Kim et al. D19/172

* cited by examiner

Primary Examiner — Elizabeth Albert

(74) *Attorney, Agent, or Firm* — St. Onge Steward Johnston & Reens LLC

(57) **CLAIM**

The ornamental design for a pen, as shown and described.

DESCRIPTION

FIG. 1 is a top right side isometric view of a pen in accordance with the new design;

FIG. 2 is a top plan view thereof;

FIG. 3 is a bottom plan view thereof;

FIG. 4 is a right side elevational view thereof;


FIG. 5 is a left side elevational view thereof;

FIG. 6 is a rear elevational view thereof; and,

FIG. 7 is a front elevational view thereof.

The broken lines shown in FIGS. 1-7 are for the purpose of illustrating portions of the pen that form no part of the claimed design.

1 Claim, 6 Drawing Sheets






FIG. 1




FIG. 2




FIG. 3




FIG. 4




FIG. 5




FIG. 6

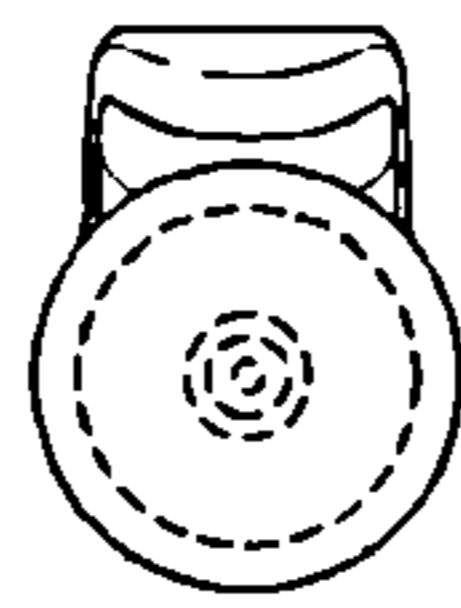


FIG. 7