



US00D735806S

(12) **United States Design Patent**
Ehrlich et al.

(10) **Patent No.:** **US D735,806 S**

(45) **Date of Patent:** **** Aug. 4, 2015**

(54) **FINANCIAL TRANSACTION CARD**

(56) **References Cited**

(71) Applicant: **Homer TLC, Inc.**, Wilmington, DE (US)

(72) Inventors: **Nathan D. Ehrlich**, Duluth, GA (US); **Emily Taylor**, Dallas, TX (US); **Todd Palisi**, Dallas, TX (US); **Nicole Runnels**, Atlanta, GA (US)

(73) Assignee: **Homer TLC, Inc.**, Wilmington, DE (US)

(**) Term: **14 Years**

(21) Appl. No.: **29/438,778**

(22) Filed: **Dec. 3, 2012**

(51) **LOC (10) Cl.** **19-08**

(52) **U.S. Cl.**
USPC **D19/10**

(58) **Field of Classification Search**
USPC D19/1-12, 20-34, 100;
40/124.01-124.15, 672, 661, 726, 776,
40/617; 283/72, 74, 75, 103, 105-107, 82,
283/70, 904, 94, 81, 108-117; 206/449,
206/815; D21/385; D20/10, 11, 22, 27, 40,
D20/42; D14/435-437; 360/2; 235/380,
235/382, 487, 493, 488; D6/613, 583

See application file for complete search history.

U.S. PATENT DOCUMENTS

D408,054 S *	4/1999	Leedy, Jr.	D19/9
D506,340 S *	6/2005	Brandon	D6/511
D512,095 S *	11/2005	Allard et al.	D19/10
D526,012 S *	8/2006	Dorr et al.	D19/9
D573,182 S *	7/2008	Ricketts et al.	D19/10
D636,020 S *	4/2011	Antonio	D19/9
D636,021 S *	4/2011	Antonio	D19/10
D643,064 S *	8/2011	Skelding et al.	D19/10
D650,440 S *	12/2011	Irwin, Jr.	D19/10
D653,288 S *	1/2012	Mullen et al.	D19/10
D667,495 S *	9/2012	Bender	D19/10
D676,487 S *	2/2013	Mullen et al.	D19/10
D677,330 S *	3/2013	Blum	D19/10

* cited by examiner

Primary Examiner — Caron D Veynar

Assistant Examiner — Abraham Bahta

(74) *Attorney, Agent, or Firm* — Norton Rose Fulbright US LLP

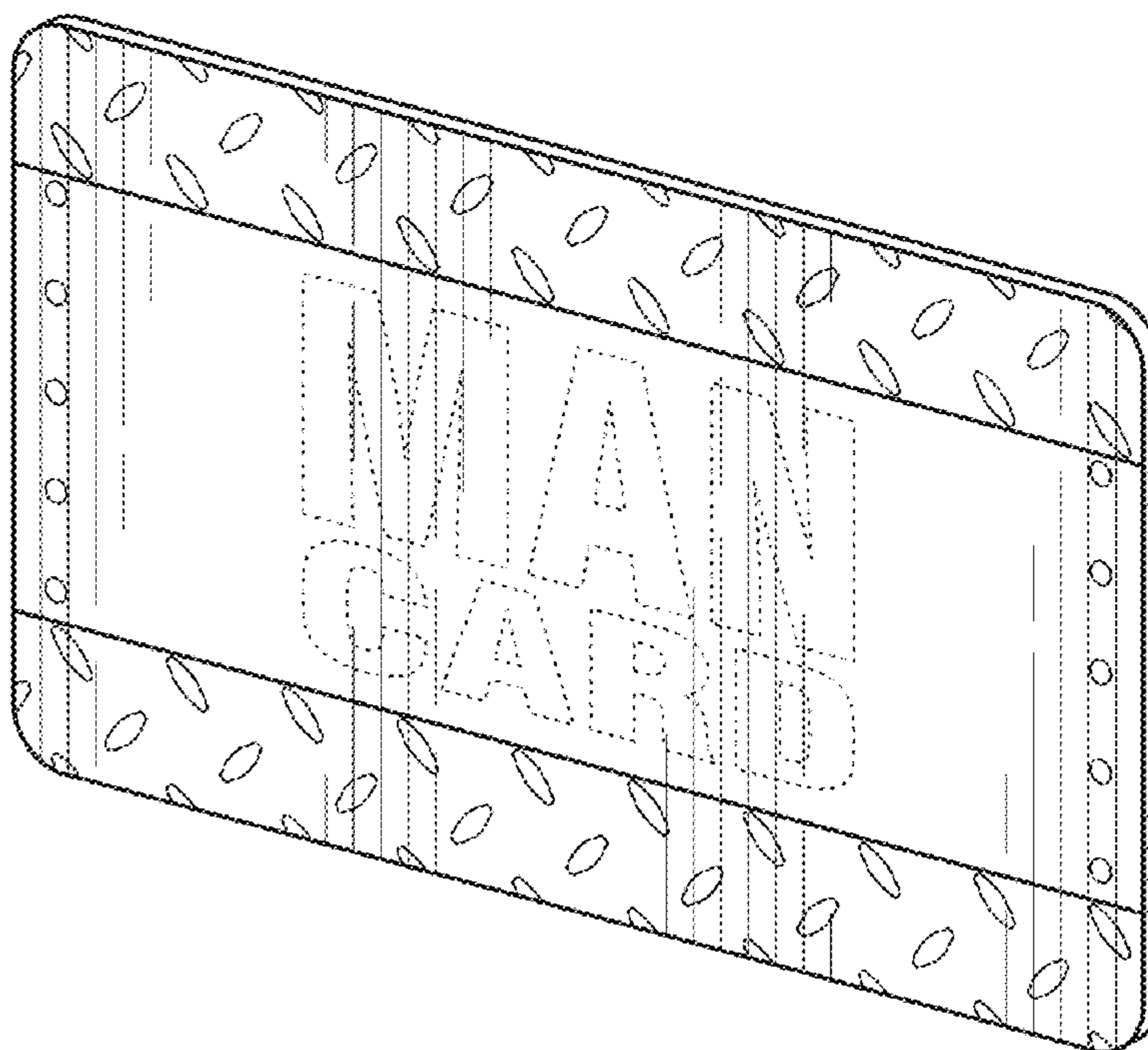
(57) **CLAIM**

The ornamental designs for a financial transaction card, as shown and described.

DESCRIPTION

FIG. 1 is a front perspective view of a financial transaction card showing our new design; FIG. 2 is a front side view thereof; and, FIG. 3 is a back side view thereof. The dashed lines in FIGS. 1-2 represent text, and the dashed lines in FIG. 3 represent one example of a magnetic stripe that may be included for magnetic-stripe financial transaction cards, and form no part of the claimed design.

1 Claim, 1 Drawing Sheet



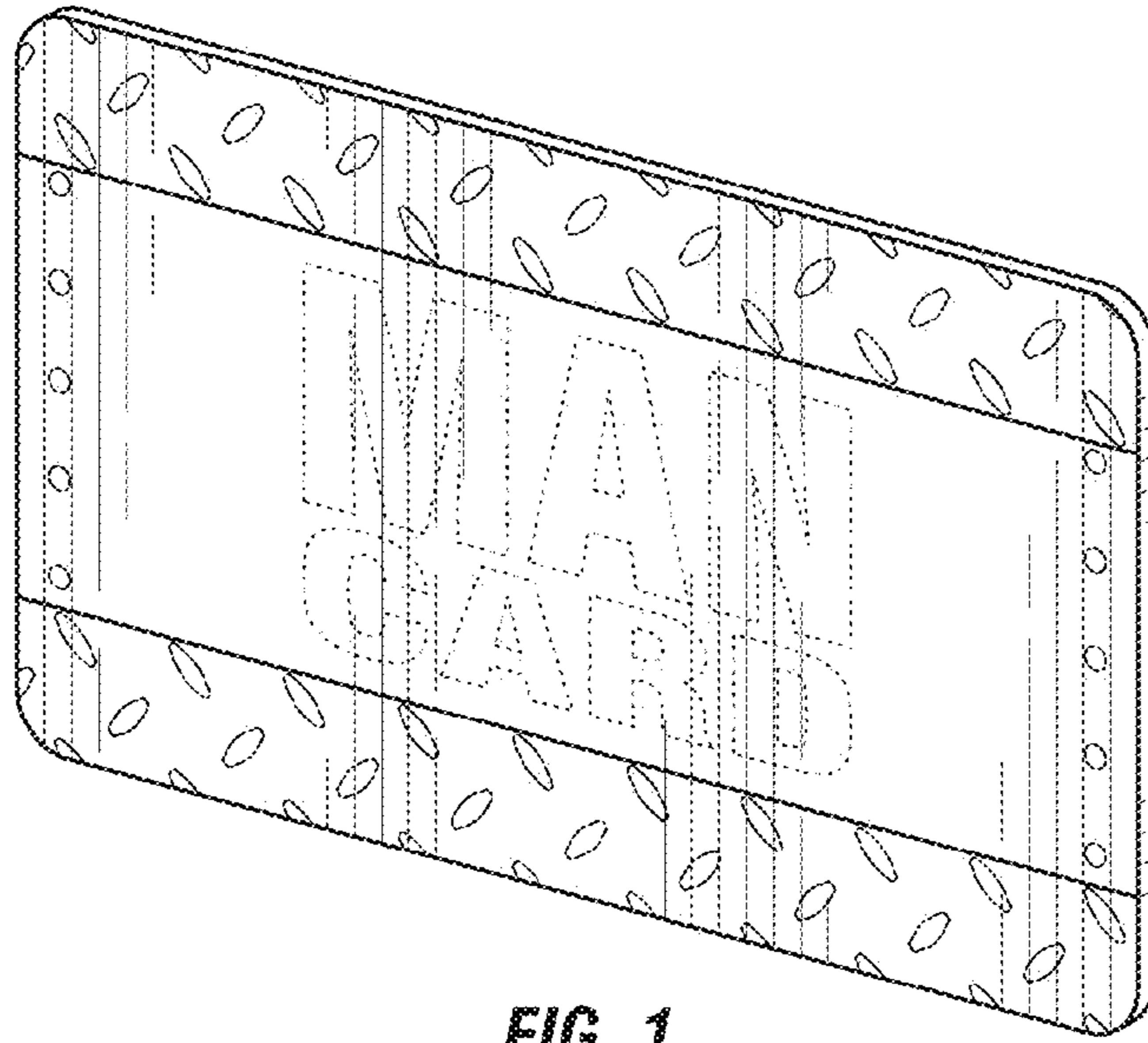


FIG. 1




FIG. 2




FIG. 3