



US00D735793S

(12) **United States Design Patent**
Miller

(10) **Patent No.:** **US D735,793 S**

(45) **Date of Patent:** **** Aug. 4, 2015**

(54) **CAMERA EXTENSION APPARATUS**

(71) Applicant: **Extend-N-Click, LLC**, Lakewood Ranch, FL (US)

(72) Inventor: **David Chris Miller**, Bradenton, FL (US)

(73) Assignee: **EXTEND-N-CLICK, LLC**, Lakewood, FL (US)

(**) Term: **14 Years**

(21) Appl. No.: **29/498,731**

(22) Filed: **Aug. 7, 2014**

Related U.S. Application Data

(63) Continuation-in-part of application No. 29/480,224, filed on Jan. 24, 2014, and a continuation-in-part of application No. 14/210,560, filed on Mar. 14, 2014, now Pat. No. 9,049,358.

(51) **LOC (10) Cl.** **16-05**

(52) **U.S. Cl.**
USPC **D16/242**

(58) **Field of Classification Search**
USPC D16/219, 237, 239, 240–242;
D14/203.4, 250–253, 345, 440, 449
CPC G03B 15/041–15/0436; G03B
17/561–17/568; G03B 21/20–21/2066
See application file for complete search history.

(56) **References Cited**

U.S. PATENT DOCUMENTS

D536,614 S *	2/2007	Peterson et al.	D9/454
D619,456 S *	7/2010	Walters	D9/454
D620,358 S *	7/2010	Jewett et al.	D9/454
D653,112 S *	1/2012	White et al.	D9/529
D662,422 S *	6/2012	Avakian	D9/542
D702,755 S *	4/2014	Bould et al.	D16/237
D726,161 S *	4/2015	Howard et al.	D14/218

* cited by examiner

Primary Examiner — Susan Bennett Hattan

Assistant Examiner — Vy Koenig

(74) *Attorney, Agent, or Firm* — Shumaker, Loop & Kendrick, LLP

(57) **CLAIM**

The ornamental design for a camera extension apparatus, as shown and described.

DESCRIPTION

FIG. 1 is a left, back and bottom perspective view showing my new design for a camera extension apparatus.

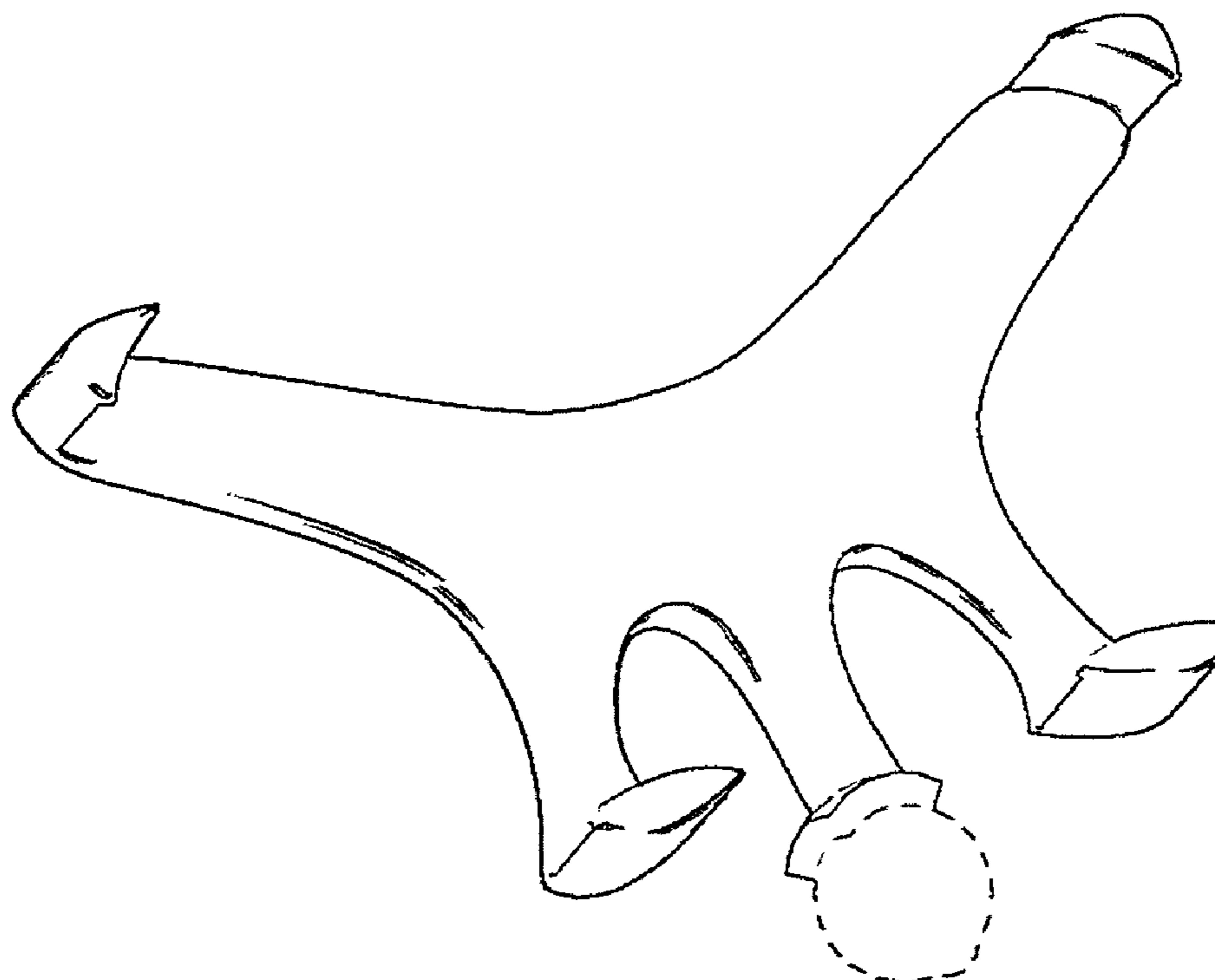
FIG. 2 is a front perspective view thereof.

FIG. 3 is a back elevation view thereof; and,

FIG. 4 is a right, back and bottom perspective thereof.

The broken lines represent portions of the camera extension apparatus that form no part of the claimed design.

1 Claim, 1 Drawing Sheet



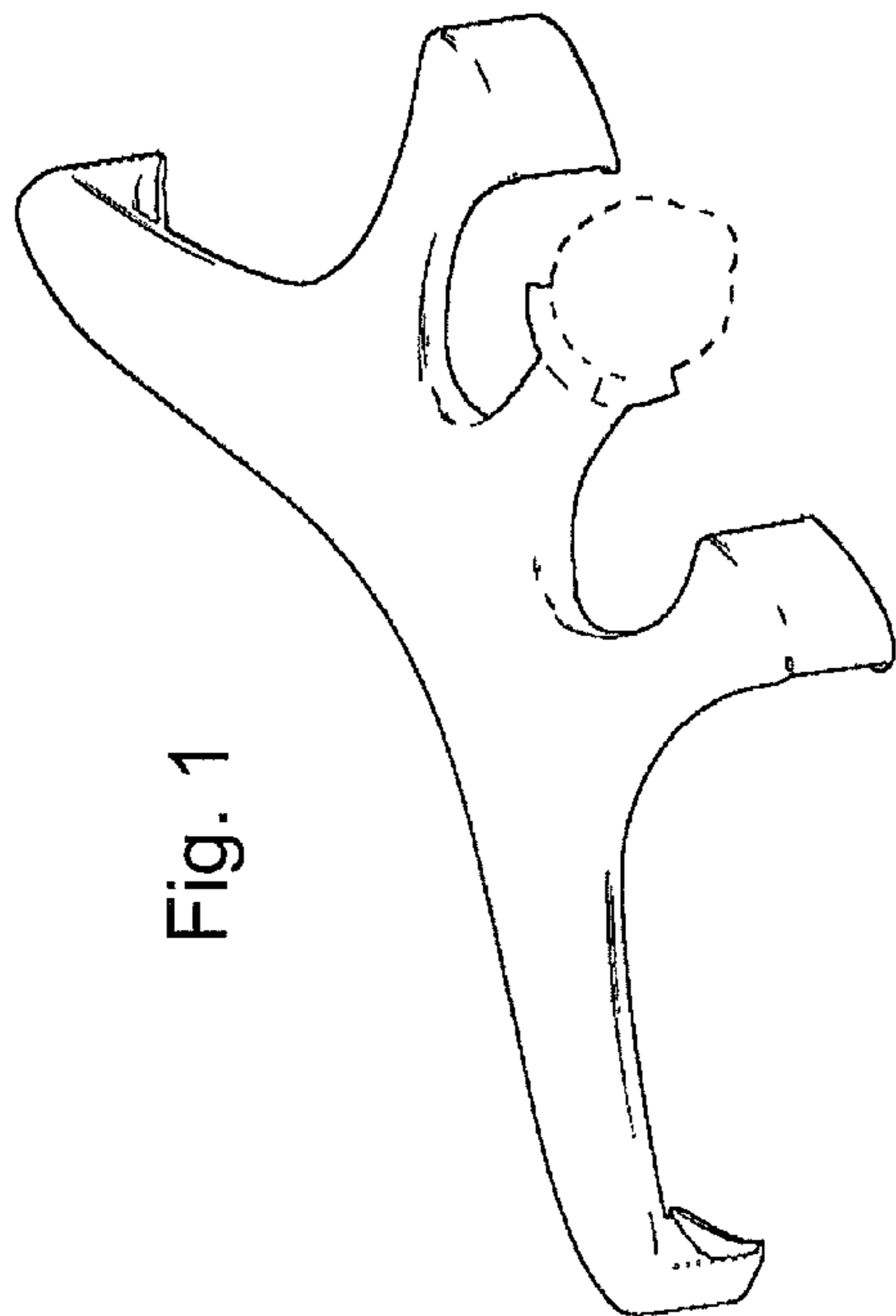


Fig. 1

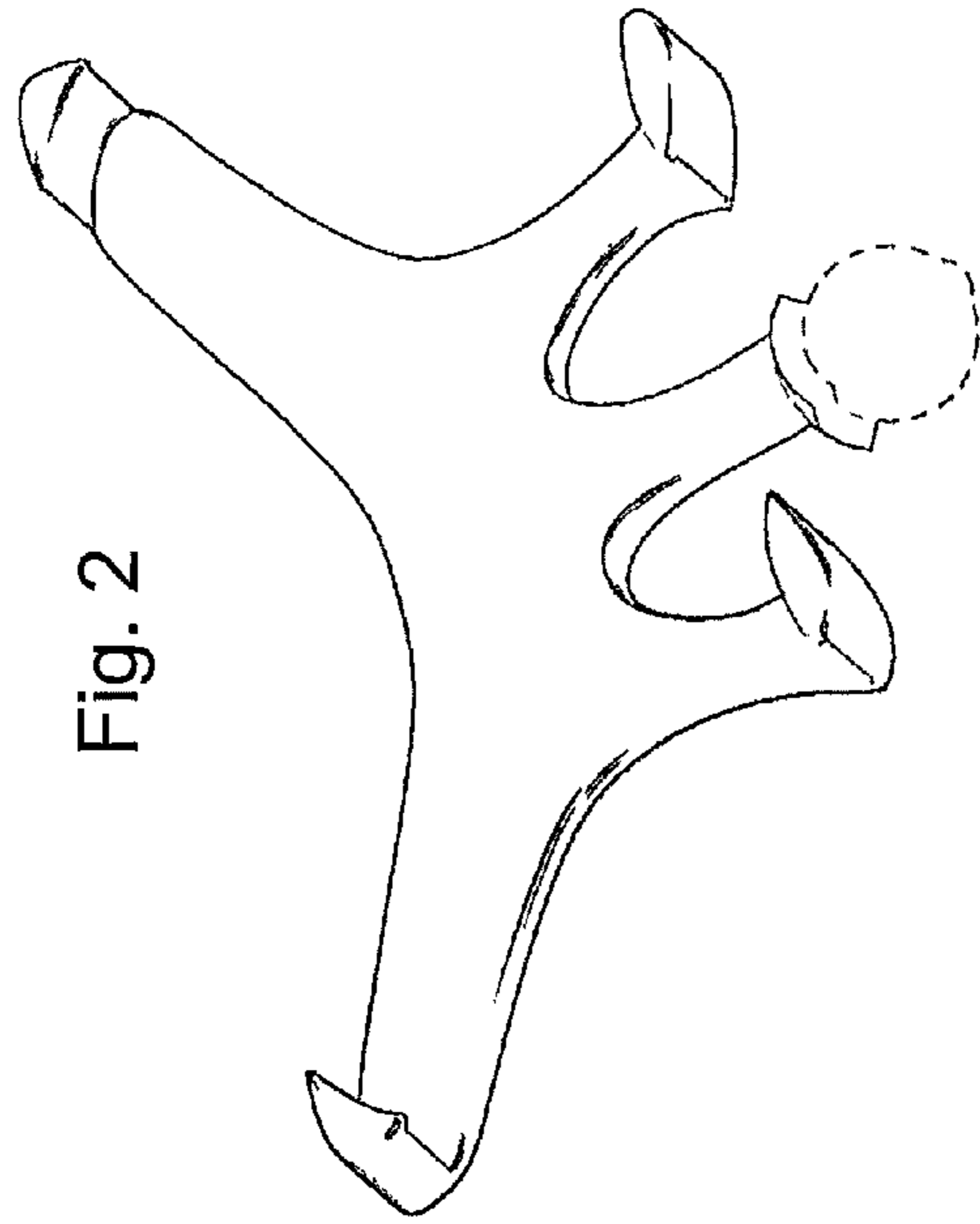


Fig. 2

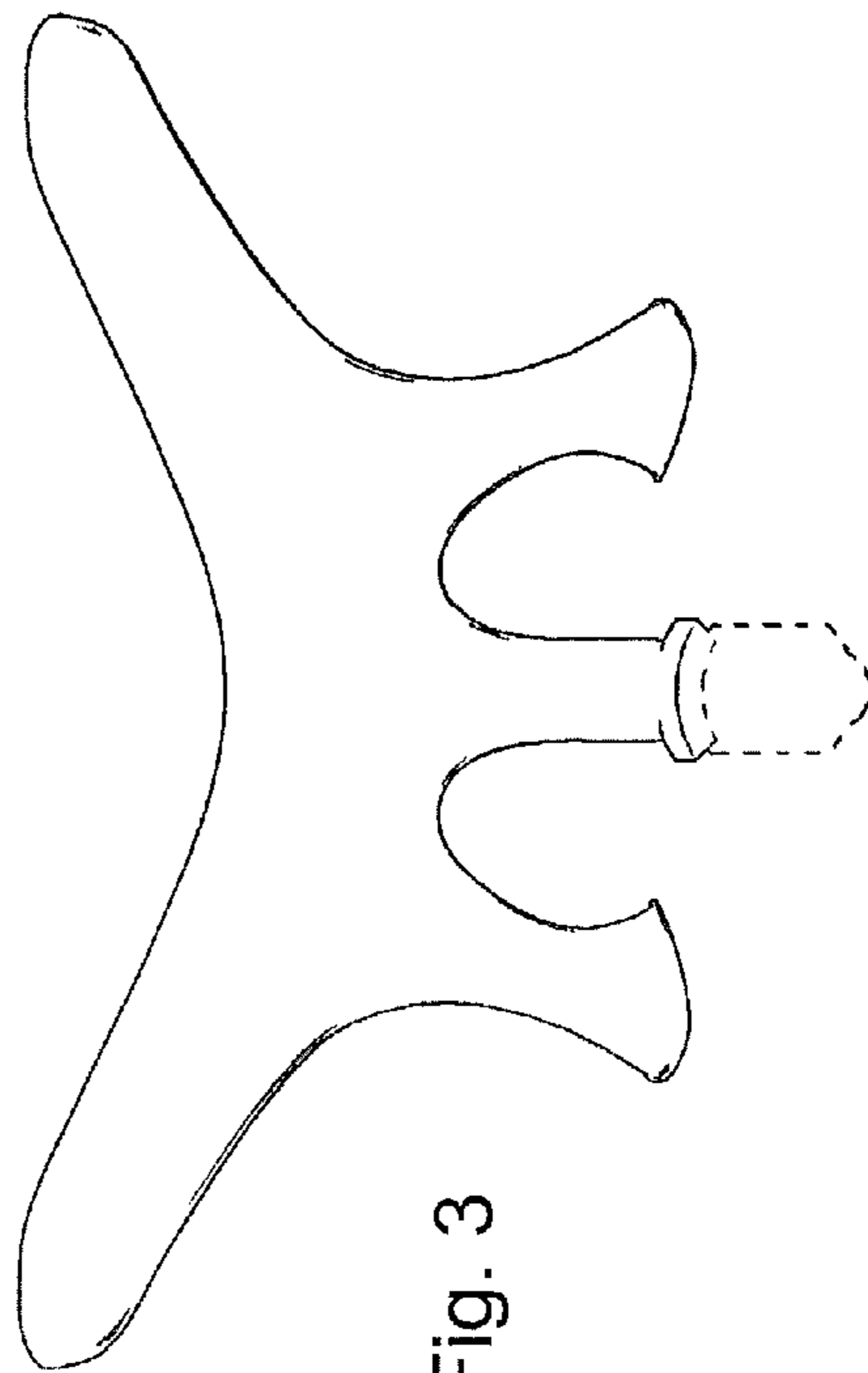


Fig. 3

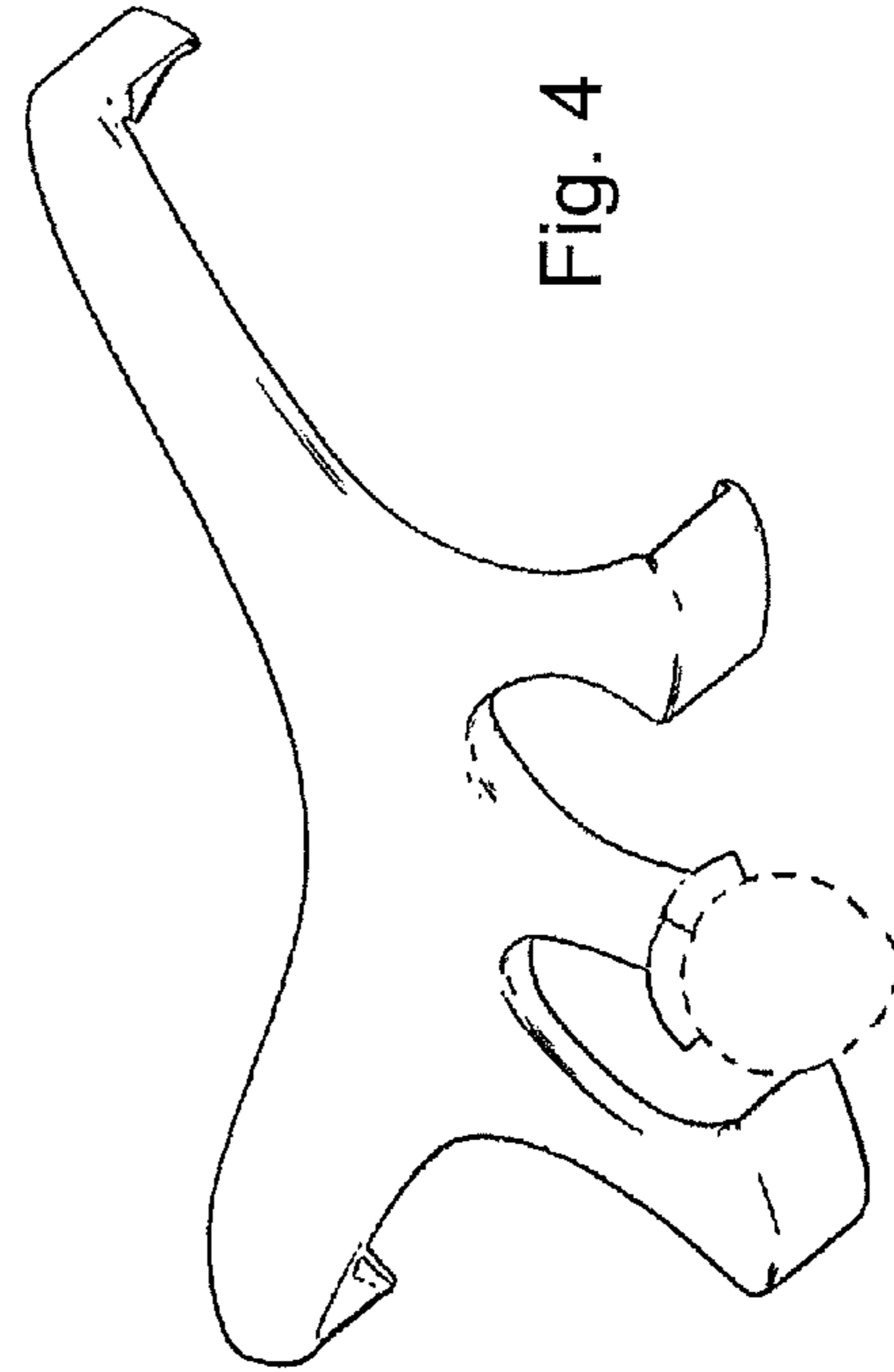


Fig. 4