



US00D735775S

(12) **United States Design Patent**  
**Okuyama et al.**

(10) **Patent No.:** **US D735,775 S**

(45) **Date of Patent:** **\*\* Aug. 4, 2015**

(54) **TRACTOR**

(71) Applicant: **Yanmar Co., Ltd.**, Osaka-shi, Osaka (JP)

(72) Inventors: **Kiyoyuki Okuyama**, Yamagata (JP);  
**Shinya Kawashiri**, Osaka (JP)

(73) Assignee: **Yanmar Co., Ltd.**, Osaka (JP)

(\*\*) Term: **14 Years**

(21) Appl. No.: **29/480,170**

(22) Filed: **Jan. 23, 2014**

(30) **Foreign Application Priority Data**

Jul. 24, 2013 (JP) ..... 2013-16893

(51) **LOC (10) Cl.** ..... **15-03**

(52) **U.S. Cl.**  
USPC ..... **D15/31**

(58) **Field of Classification Search**  
USPC ..... D15/28-33, 23, 10; D12/163, 171, 216;  
296/193.1; 180/68.6, 900  
See application file for complete search history.

(56) **References Cited**

**U.S. PATENT DOCUMENTS**

D178,603 S \* 8/1956 Halgren et al. .... D15/23  
D182,373 S \* 3/1958 Miller ..... D15/23

D488,489 S \* 4/2004 Montgomery et al. .... D15/31  
D500,772 S \* 1/2005 Montgomery et al. .... D15/31  
D558,799 S \* 1/2008 Higashikawa ..... D15/31  
D642,597 S \* 8/2011 Krogh et al. .... D15/31  
D646,305 S \* 10/2011 Krogh et al. .... D15/31  
D660,323 S \* 5/2012 Hiraoka et al. .... D15/31  
D675,234 S \* 1/2013 Kushita ..... D15/31  
D704,749 S \* 5/2014 Shimomura et al. .... D15/28  
D709,528 S \* 7/2014 Shimomura et al. .... D15/28  
D711,930 S \* 8/2014 Kuwae et al. .... D15/31  
D714,838 S \* 10/2014 Shimomura et al. .... D15/31  
D717,838 S \* 11/2014 Kuwae et al. .... D15/23

\* cited by examiner

*Primary Examiner* — Robin V Webster

(74) *Attorney, Agent, or Firm* — Sterne, Kessler, Goldstein & Fox P.L.L.C.

(57) **CLAIM**

The ornamental design for a tractor, as shown and described.

**DESCRIPTION**

FIG. 1 is a front perspective view of a tractor showing our new design;

FIG. 2 is a front view thereof;

FIG. 3 is a rear view thereof;

FIG. 4 is a top plan view thereof;


FIG. 5 is a bottom plan view thereof;

FIG. 6 is a left side view thereof; and,

FIG. 7 is a right side view thereof.

The broken lines in the Figures show environment for illustrative purposes only and form no part of the claimed design.

**1 Claim, 7 Drawing Sheets**



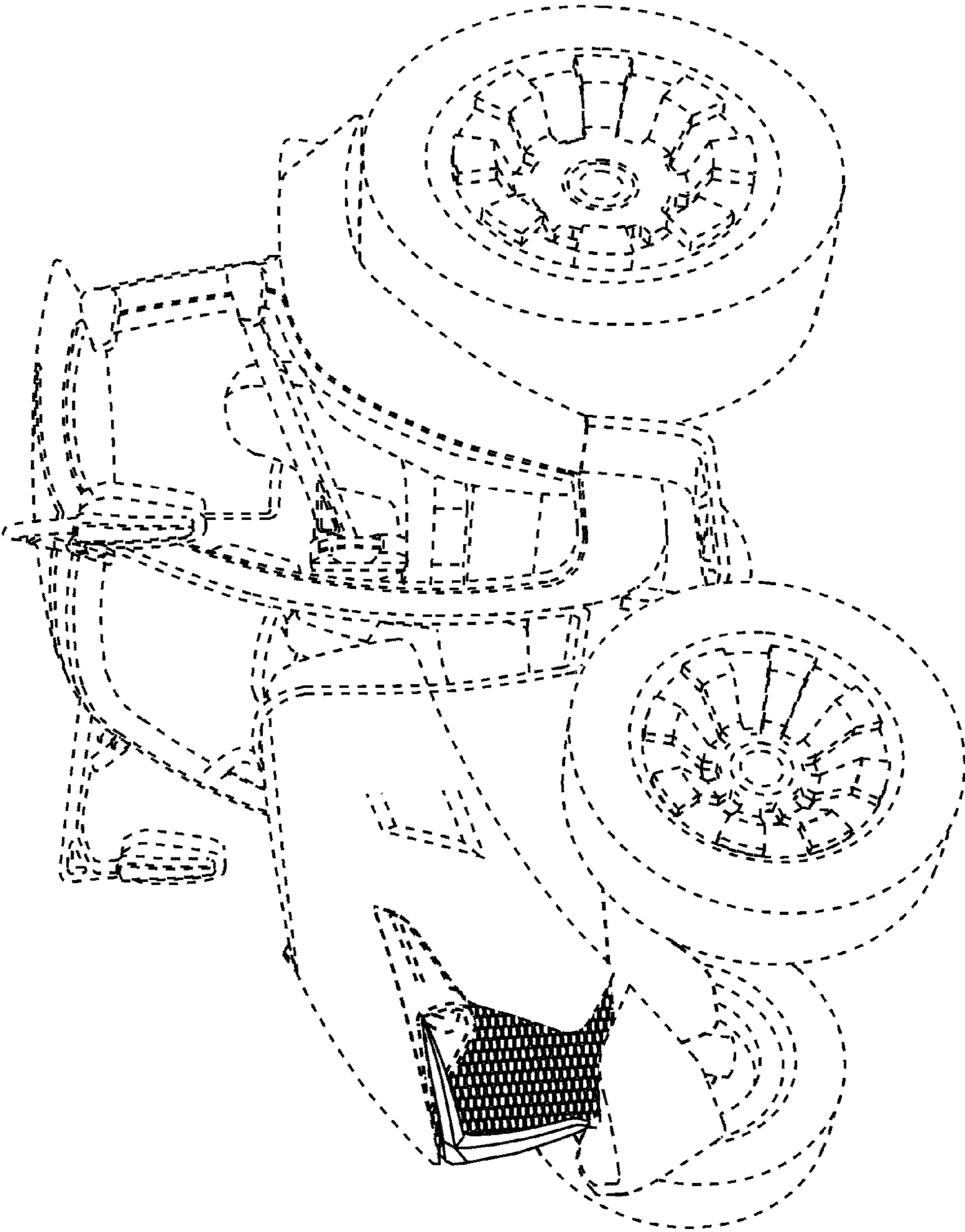


FIG. 1

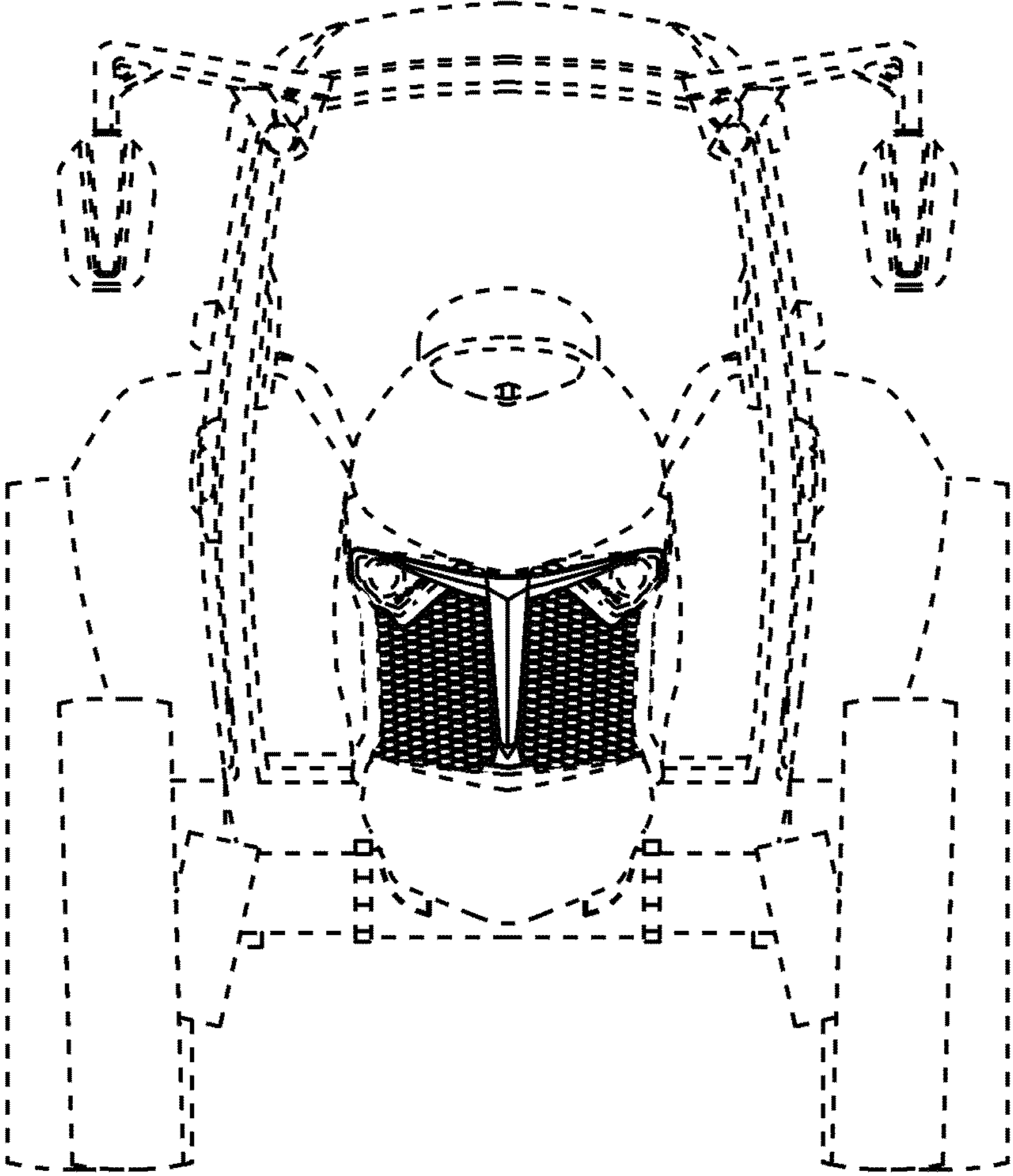


FIG. 2




FIG. 3

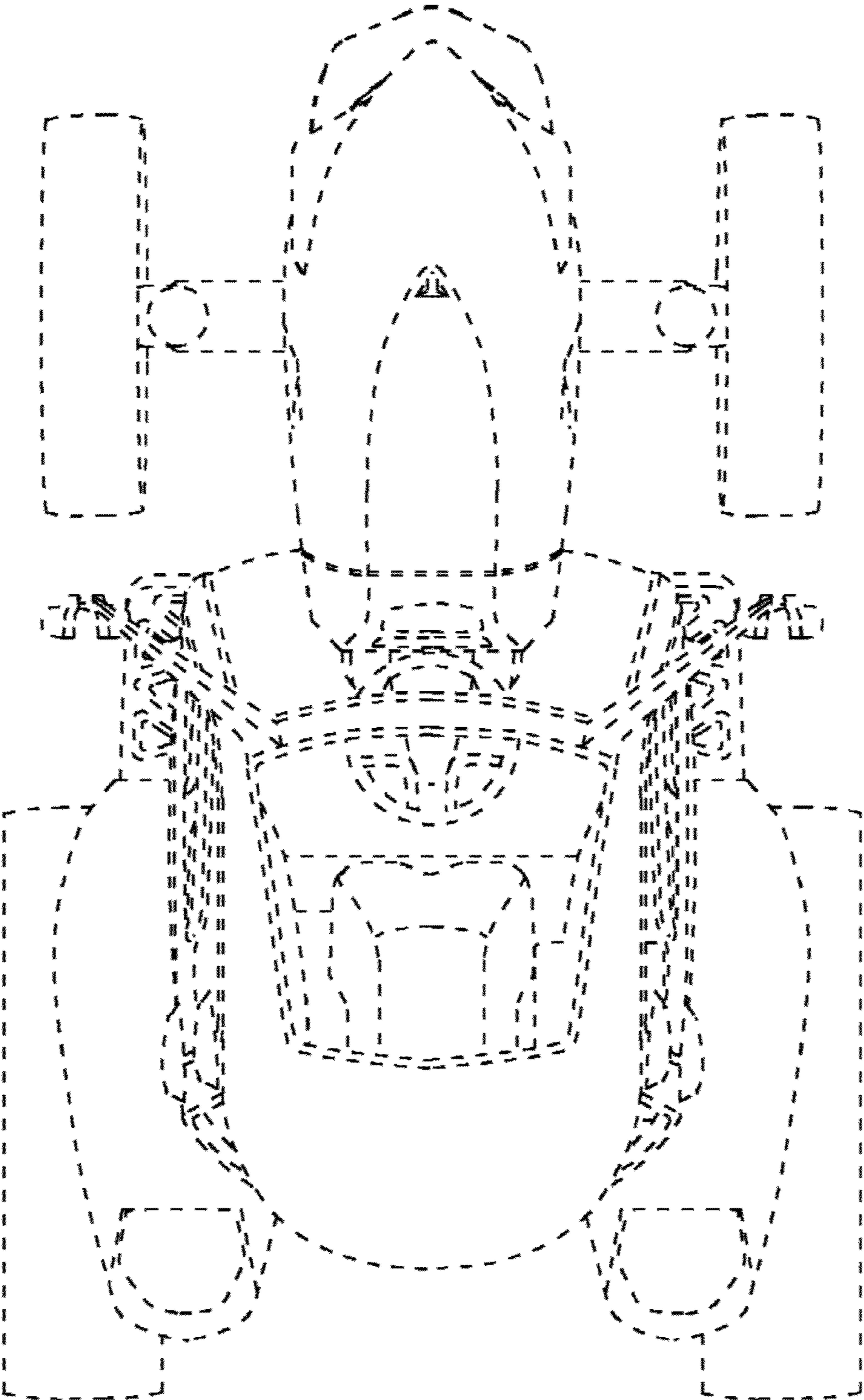


FIG. 4

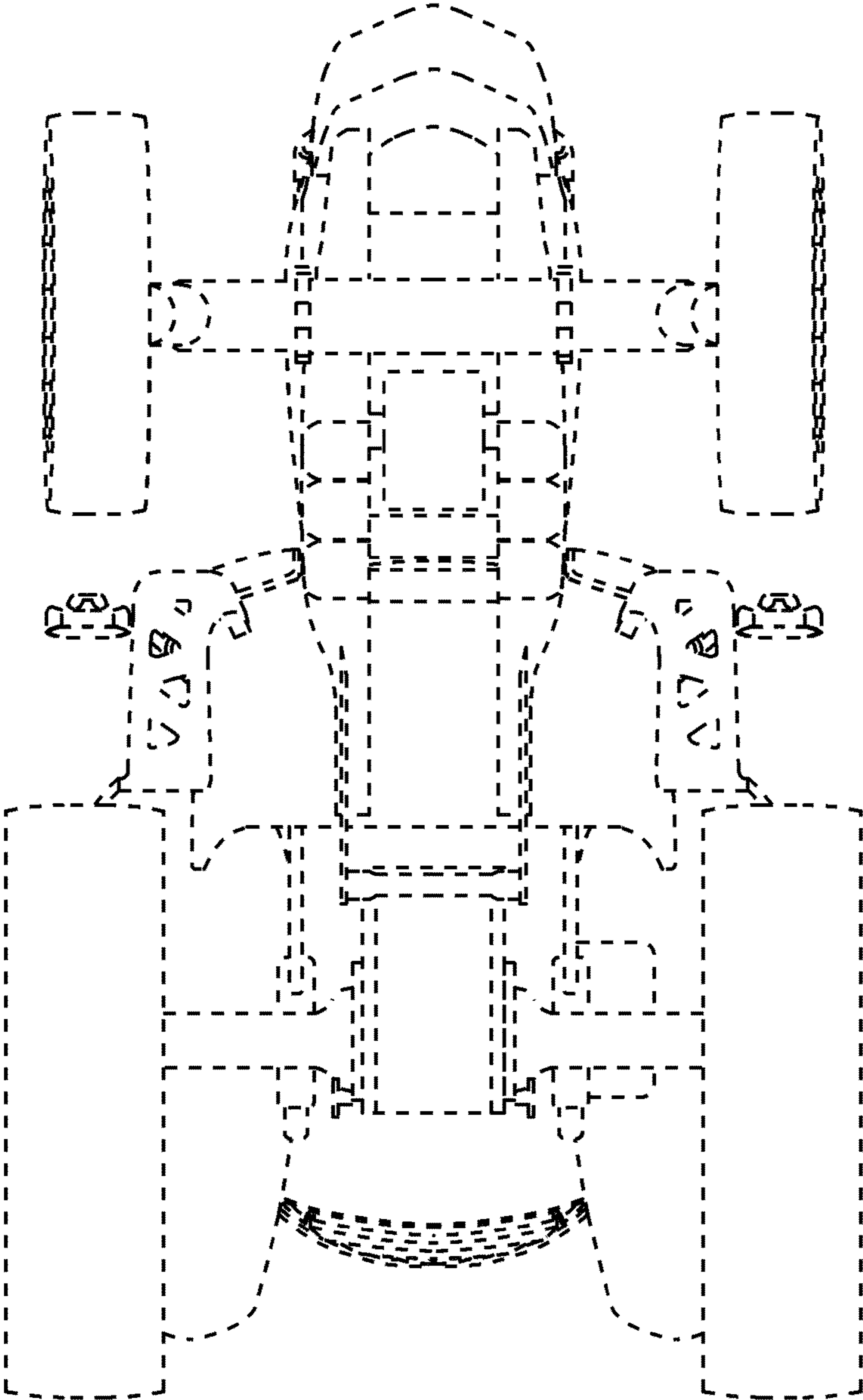


FIG. 5

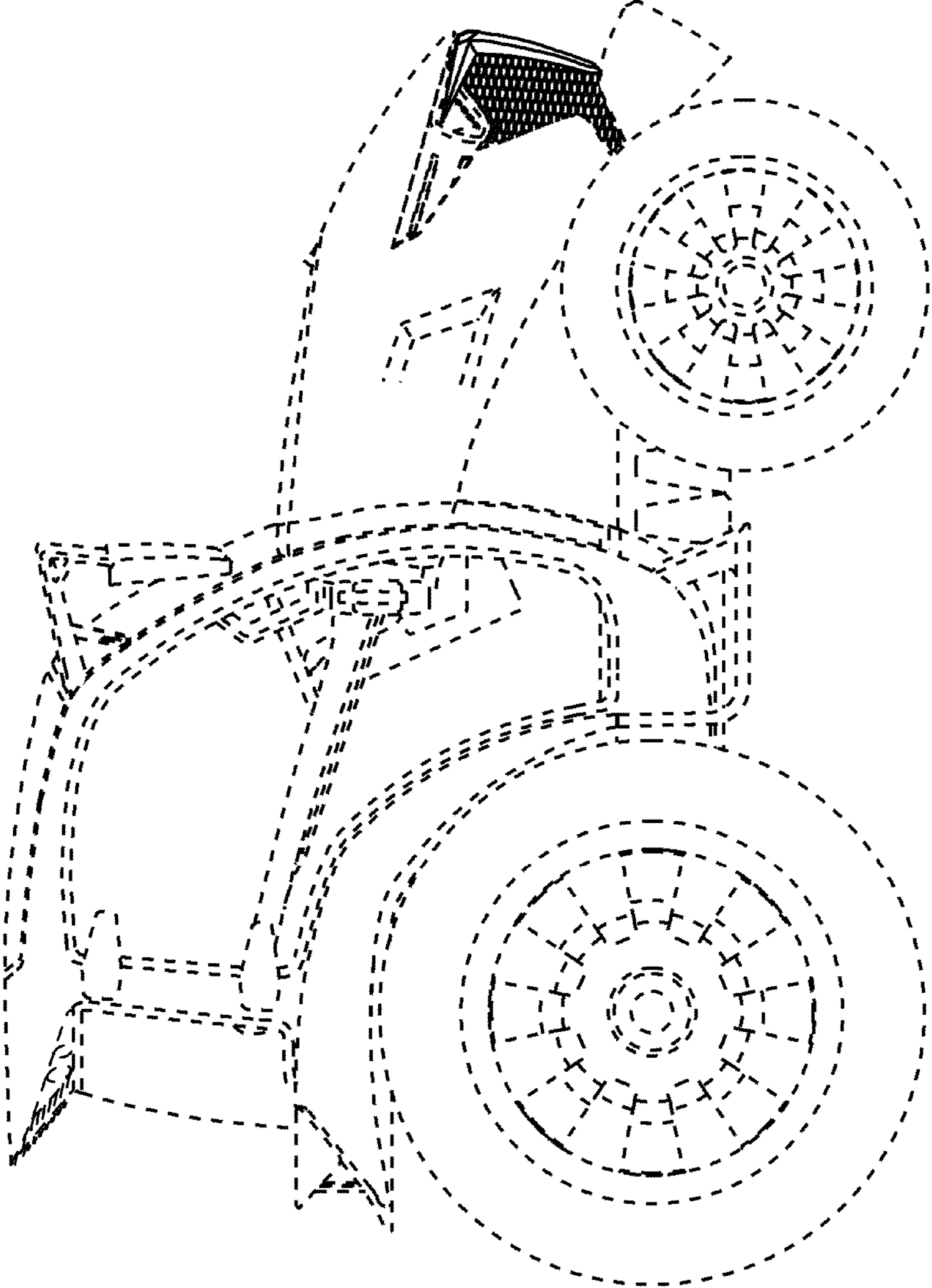


FIG. 6

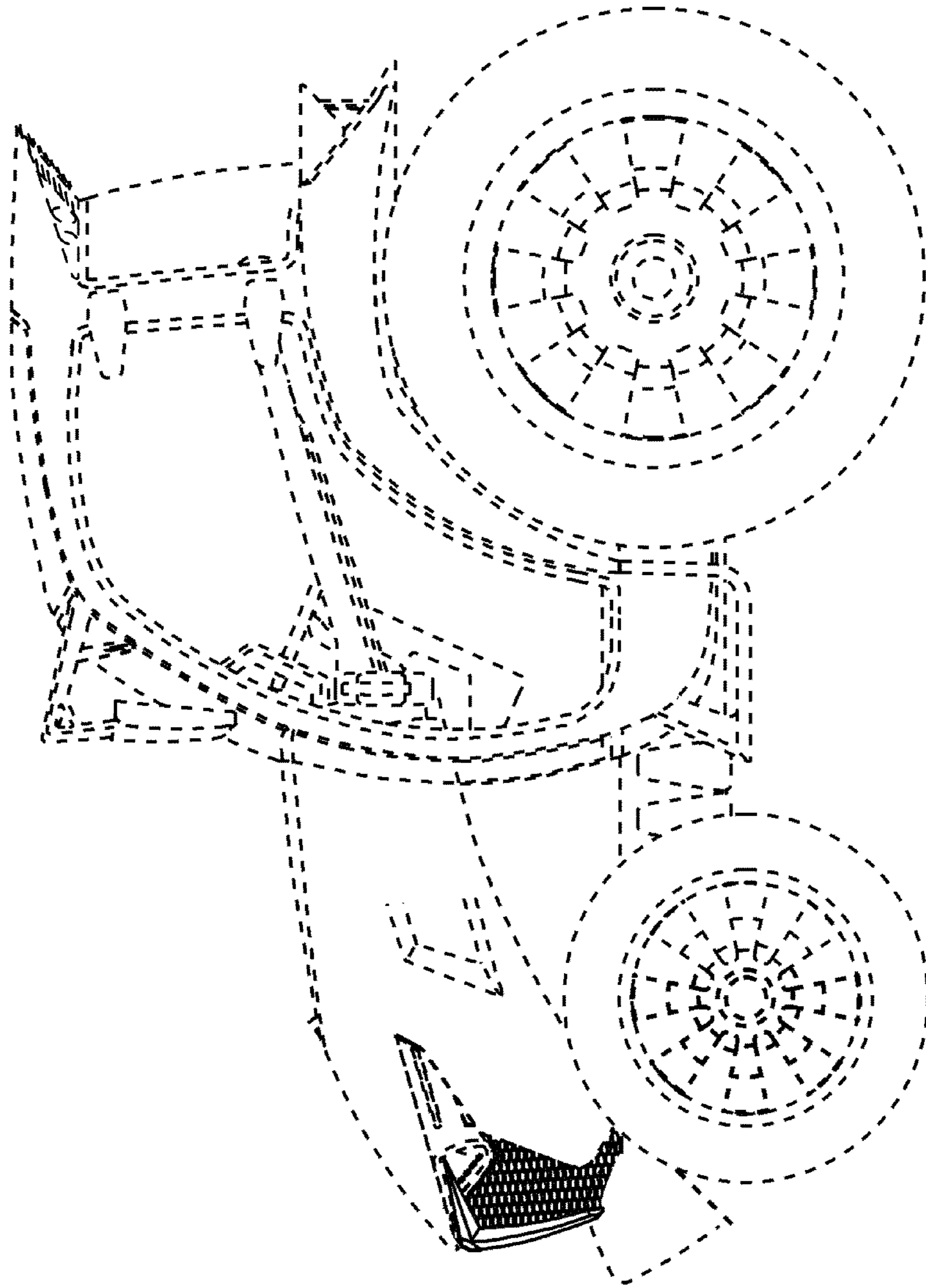


FIG. 7