



US00D735772S

(12) **United States Design Patent**
Ricketts et al.

(10) **Patent No.:** **US D735,772 S**

(45) **Date of Patent:** **** Aug. 4, 2015**

(54) **CONCAVE INSERT**

(71) Applicant: **CNH America LLC**, New Holland, PA (US)

(72) Inventors: **Jonathan E. Ricketts**, Coal Valley, IL (US); **Wayne T. Flickinger**, Oxford, PA (US); **Joshua D. Werning**, Mt. Wolf, PA (US)

(73) Assignee: **CNH Industrial America LLC**, New Holland, PA (US)

(**) Term: **14 Years**

(21) Appl. No.: **29/477,395**

(22) Filed: **Dec. 20, 2013**

Related U.S. Application Data

(63) Continuation of application No. 13/724,843, filed on Dec. 21, 2012.

(51) **LOC (10) Cl.** **15-03**

(52) **U.S. Cl.**
USPC **D15/28**

(58) **Field of Classification Search**
USPC D15/10, 28; 460/107-110, 46, 59, 66, 460/79, 80; 241/89.1, 102
See application file for complete search history.

(56) **References Cited**

U.S. PATENT DOCUMENTS

1,570,898	A *	1/1926	Landis	460/110
2,321,019	A *	6/1943	Dray	460/71
2,771,077	A *	11/1956	Karlsson et al.	460/108
3,034,513	A *	5/1962	Ausherman	460/71
4,075,823	A *	2/1978	Rowland-Hill	56/14.6
4,306,572	A *	12/1981	Campbell et al.	460/69
4,383,652	A *	5/1983	Osborne et al.	241/88.4
4,497,328	A *	2/1985	Alm et al.	460/110
4,499,908	A *	2/1985	Niehaus	460/108

4,988,326	A *	1/1991	Bennett	460/110
5,024,631	A *	6/1991	Heidjann et al.	460/75
5,057,056	A *	10/1991	Kambeitz	460/110
5,472,147	A *	12/1995	Doppstadt	241/88.4
5,613,907	A *	3/1997	Harden	460/109
5,816,911	A *	10/1998	Dwyer	460/71
6,193,604	B1 *	2/2001	Ramp et al.	460/110
6,447,394	B1 *	9/2002	Gryspeerd	460/109
7,118,475	B2 *	10/2006	Schenk	460/109
7,166,026	B2 *	1/2007	Ricketts et al.	460/108
7,226,355	B2 *	6/2007	Schenk	460/109
7,285,043	B2 *	10/2007	Foster et al.	460/110
D624,939	S *	10/2010	Flickinger et al.	D15/28
8,313,361	B2 *	11/2012	Flickinger et al.	460/110
8,454,416	B1 *	6/2013	Estes	460/110
D687,659	S *	8/2013	MacKenzie	D6/682.2
2002/0005034	A1 *	1/2002	Schwersmann	56/80
2002/0077162	A1 *	6/2002	Imel et al.	460/109
2005/0176483	A1 *	8/2005	Schenk	460/106
2005/0197176	A1 *	9/2005	Foster et al.	460/108
2006/0019731	A1 *	1/2006	Ricketts et al.	460/108

(Continued)

Primary Examiner — Mark Goodwin

(74) *Attorney, Agent, or Firm* — Patrick M. Sheldrake; Seyed V. Sharifi T.


(57) **CLAIM**

We claim the ornamental design for the concave insert, as shown and described.

DESCRIPTION

FIG. 1 is a perspective view of a concave insert showing an embodiment of our new design;
FIG. 2 is a sectional view thereof;
FIG. 3 is a front perspective view of a second embodiment of a concave insert; and,
FIG. 4 is another sectional view thereof.
Only the shapes and portions bounded by solid lines form the claimed design. The elements depicted in dashed lines are shown for illustrative purpose of environment and form no part of the ornamental design.

1 Claim, 3 Drawing Sheets



US D735,772 S

Page 2

(56)

References Cited

U.S. PATENT DOCUMENTS

2006/0160587	A1 *	7/2006	Schenk	460/109	
2007/0178951	A1 *	8/2007	Voss et al.	460/109	* cited by examiner
2008/0293462	A1 *	11/2008	Farley et al.	460/112	
2009/0264169	A1 *	10/2009	Ricketts	460/101	
2010/0018177	A1 *	1/2010	Ricketts	56/103	

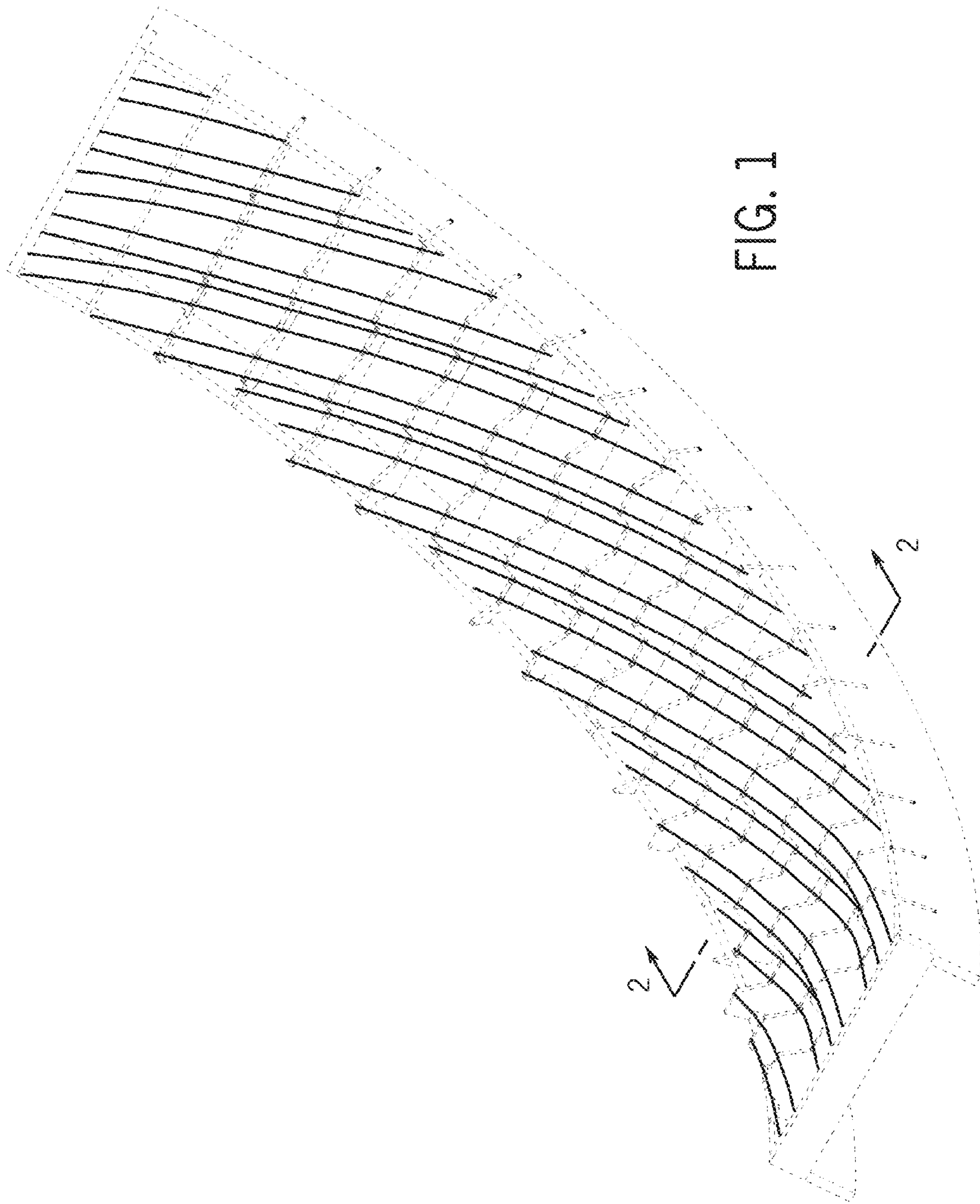


FIG. 1

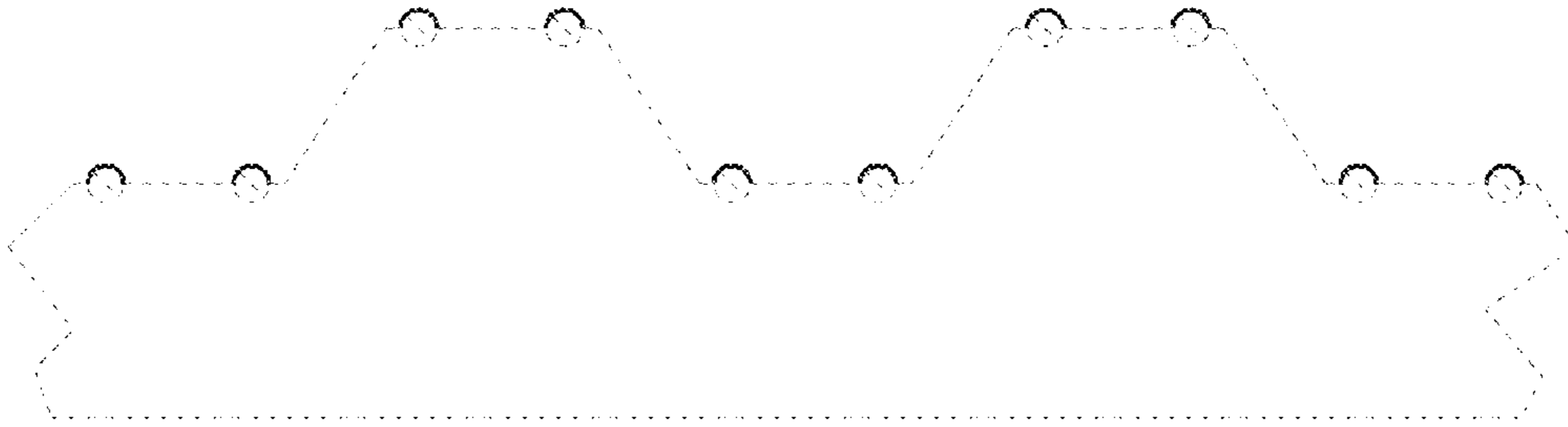


FIG. 2

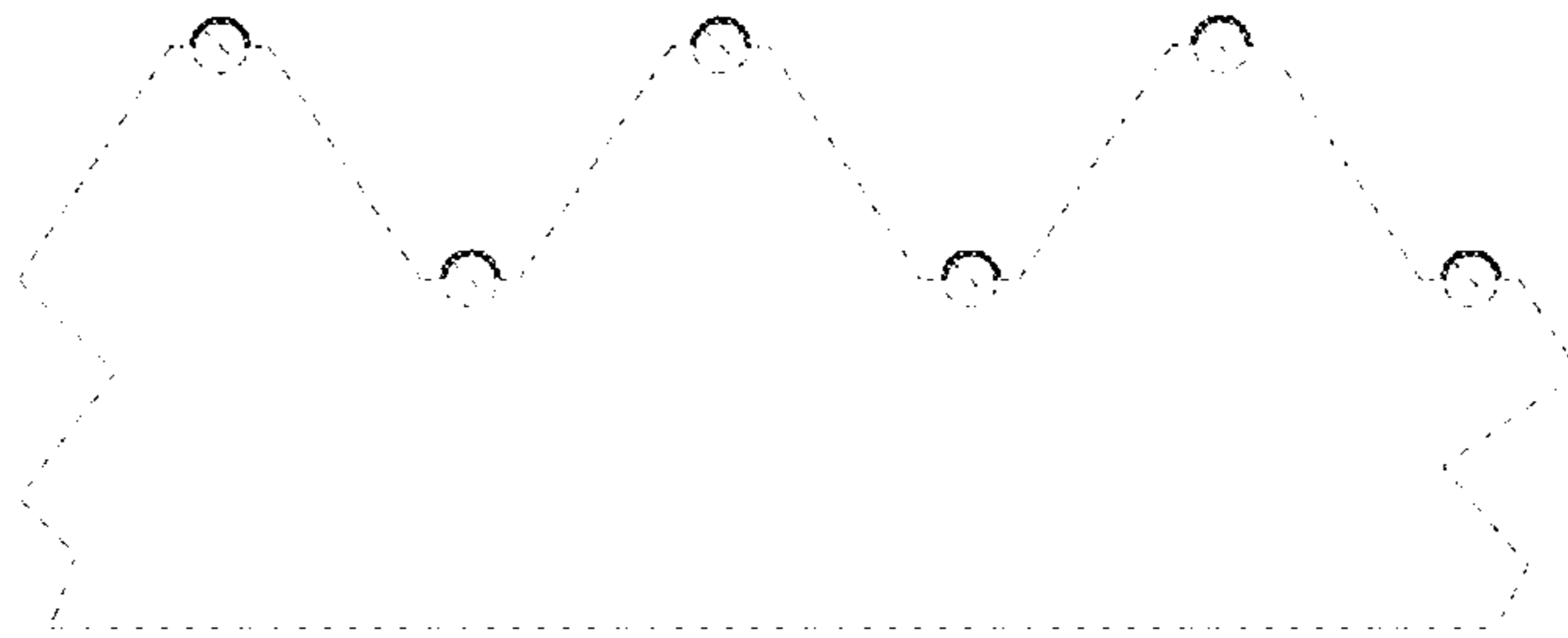


FIG. 4

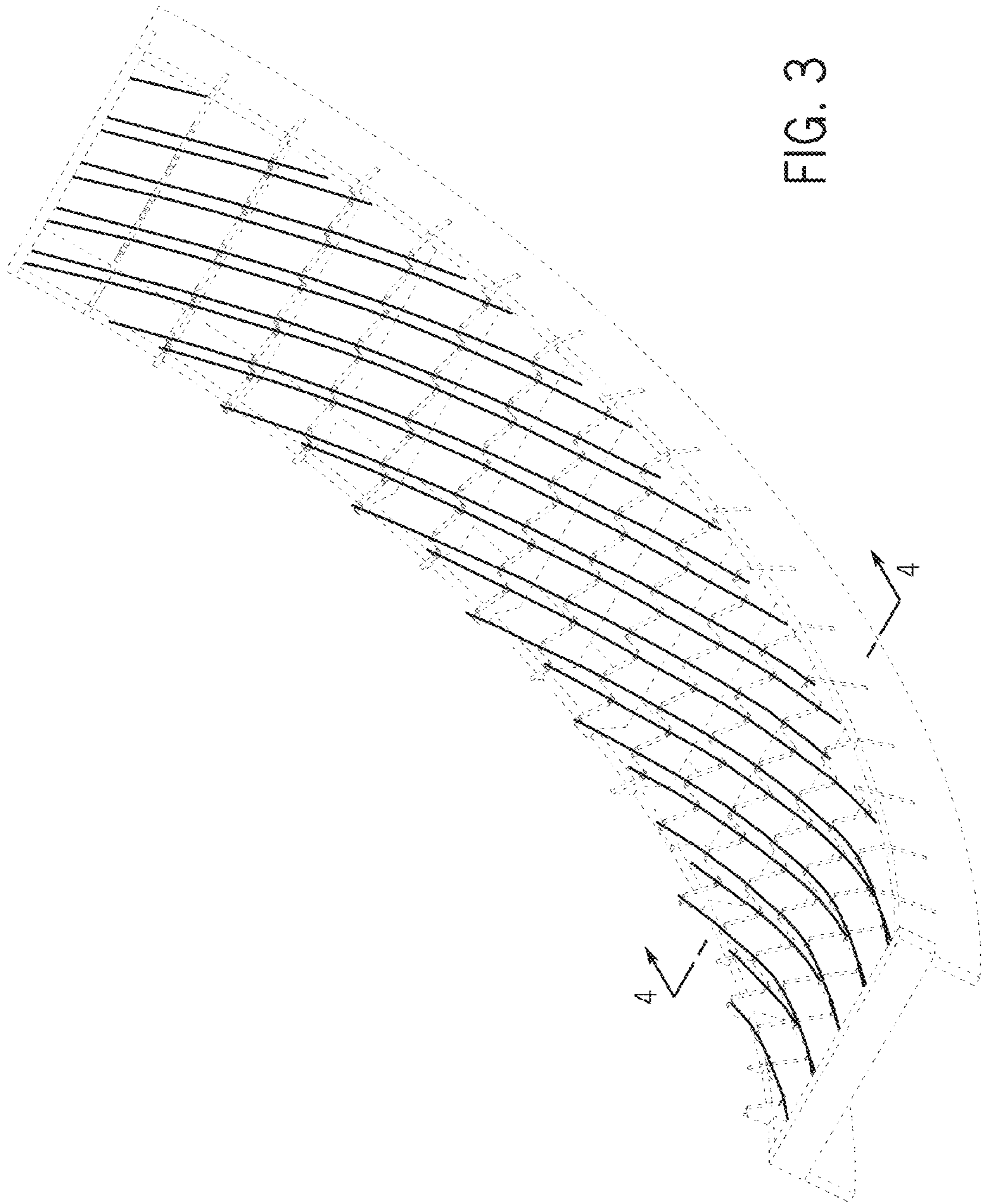


FIG. 3