



US00D735761S

(12) **United States Design Patent**
Fox et al.

(10) **Patent No.:** **US D735,761 S**

(45) **Date of Patent:** **** Aug. 4, 2015**

(54) **DUAL VELOCITY STACK**

(71) Applicants: **Edward J. Fox**, Chicago, IL (US);
Edward J. Sroka, Waconda, IL (US)

(72) Inventors: **Edward J. Fox**, Chicago, IL (US);
Edward J. Sroka, Waconda, IL (US)

(73) Assignee: **R2C Performance Products LLC.**,
Vernon Hills, IL (US)

(**) Term: **14 Years**

(21) Appl. No.: **29/438,152**

(22) Filed: **Nov. 27, 2012**

(51) **LOC (10) Cl.** **15-01**

(52) **U.S. Cl.**
USPC **D15/5**

(58) **Field of Classification Search**
USPC D15/5, 6, 199; 55/525, 385.3, 336, 505;
123/184.53, 184.21, 79 A, 22, 41.34,
123/51 A, 606 R, 52.1, 50 A, 50 B, 54.1,
123/54.2, 54.4, 54.5, 65 R, 195 R, 195 HC,
123/657, 311, 198 E, 41.22, 184.49, 184.55,
123/184.46; D23/200, 223, 236, 233, 266,
D23/259, 260, 261, 262, 263, 264, 265;
239/585.1; 280/751; D12/400, 194,
D12/114, 115
CPC B22D 17/32; B22D 17/04; B22D 17/007;
B22D 17/14; B22D 17/2023; B22D 17/2038;
B22D 25/06; B22D 41/01; B22D 17/203;
B22D 17/2069; B22D 17/30; B22D 27/20;
B22D 17/20; B22D 17/2236; Y02T 10/126;
Y02T 10/32; F02M 31/13; F02M 9/08;
F02M 17/04; F02M 35/162; F02M 35/10196;
F02M 31/042; F02B 75/22
See application file for complete search history.

(56) **References Cited**

U.S. PATENT DOCUMENTS

4,039,308 A * 8/1977 Schiff 55/505
4,066,720 A * 1/1978 Carter 261/44.3

5,653,201 A * 8/1997 Hosoya 123/184.34
5,868,808 A * 2/1999 Henderson 55/336
7,114,476 B1 * 10/2006 Wimmer 123/184.21
7,389,758 B2 * 6/2008 Yokoi 123/184.55
D573,527 S * 7/2008 Moran D12/400
D587,187 S * 2/2009 Moran D12/400
7,581,522 B2 * 9/2009 Enokida 123/184.34
7,730,865 B2 * 6/2010 Yokoi 123/184.55
D626,058 S * 10/2010 Trotta D12/400
2001/0032609 A1 * 10/2001 Taylor 123/184.21
2003/0024496 A1 * 2/2003 Tachibana et al. 123/184.47
2003/0159413 A1 * 8/2003 Bulger 55/385.3
2004/0262854 A1 * 12/2004 Matczak et al. 277/635
2006/0288673 A1 * 12/2006 Wimmer 55/385.3
2007/0095323 A1 * 5/2007 Salvisberg 123/184.53
2007/0175430 A1 * 8/2007 Yokoi 123/184.55
2007/0240667 A1 * 10/2007 Sudoh et al. 123/184.55
2008/0184953 A1 * 8/2008 Bamber et al. 123/184.53
2009/0229232 A1 * 9/2009 Hirsch 55/525
2010/0089355 A1 * 4/2010 Fredrickson et al. 123/184.48

* cited by examiner

Primary Examiner — T. Chase Nelson

Assistant Examiner — Ania Aman

(74) *Attorney, Agent, or Firm* — R. Tracy Crump

(57) **CLAIM**

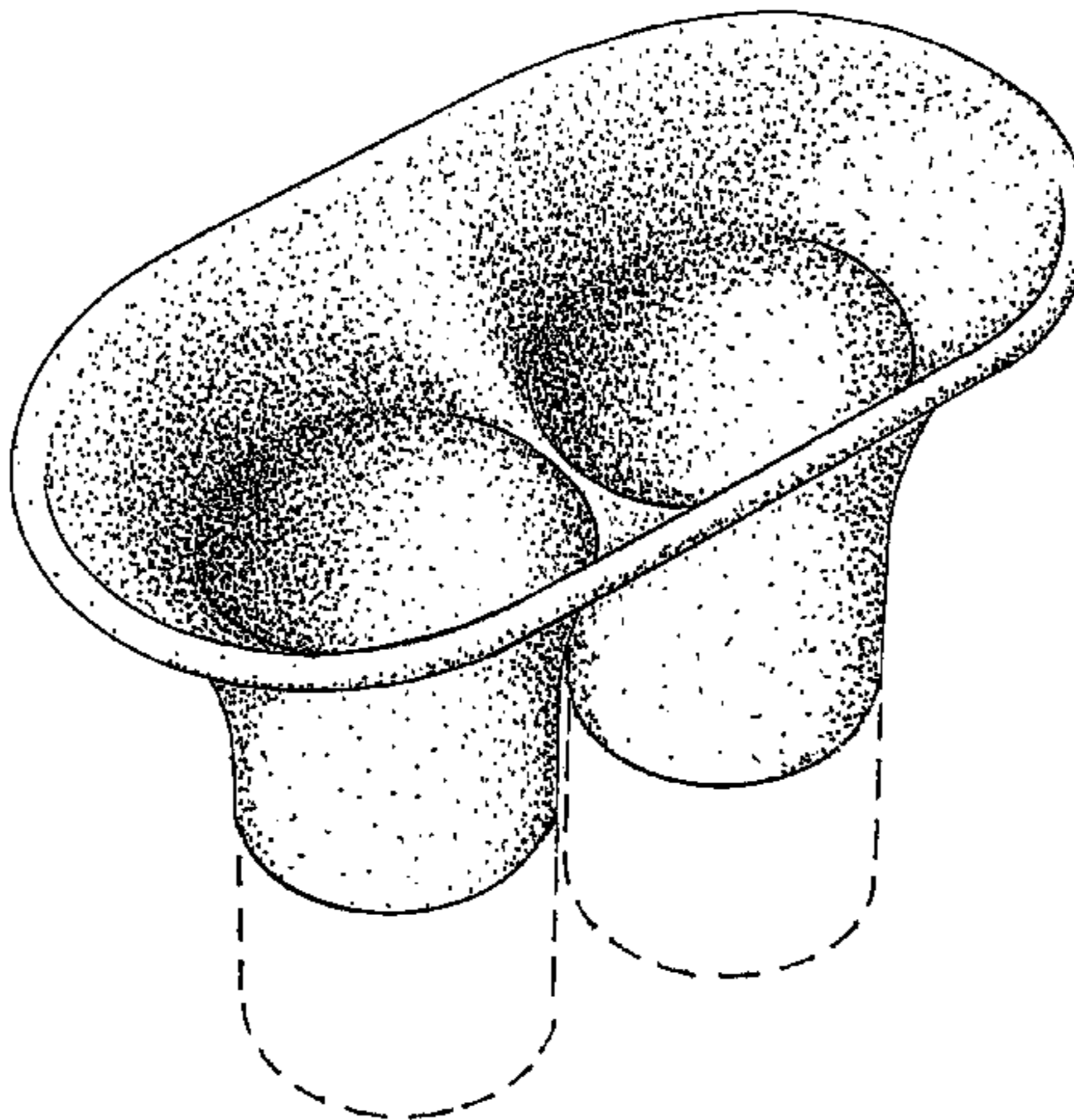
We claim the ornamental design of a dual velocity stack, as shown and described.

DESCRIPTION

FIG. 1 is a perspective view of a dual velocity stack showing our design;
FIG. 2 is a front view of the dual velocity stack shown in FIG. 1;
FIG. 3 is a side view of the dual velocity stack shown in FIG. 1;
FIG. 4 is a top view of the dual velocity stack shown in FIG. 1; and,
FIG. 5 is a bottom view of the dual velocity stack shown in FIG. 1.

The portions of the dual velocity stack shown in broken lines in FIGS. 1 -4 form no part of the claimed design.

1 Claim, 5 Drawing Sheets



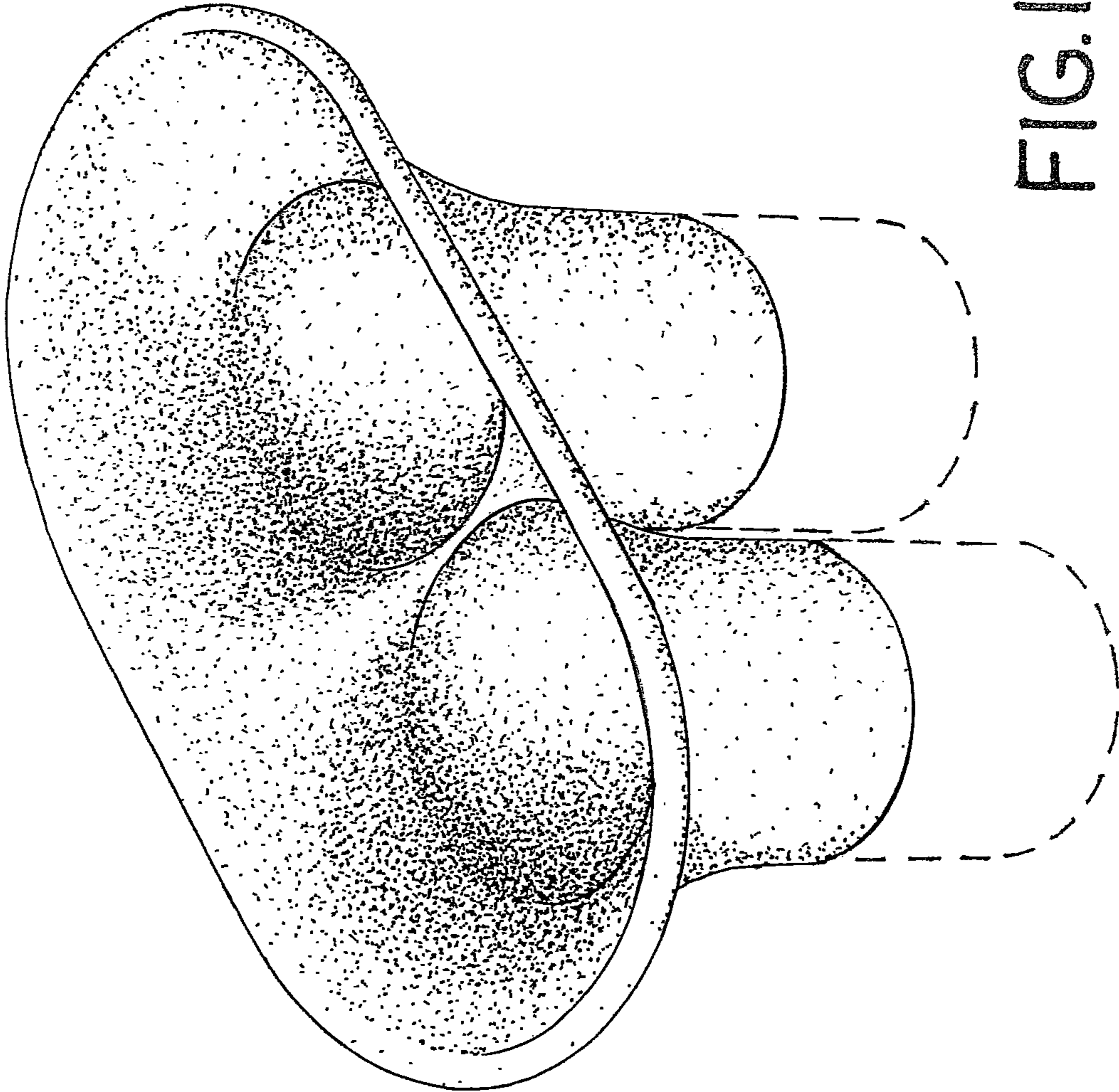


FIG. 1

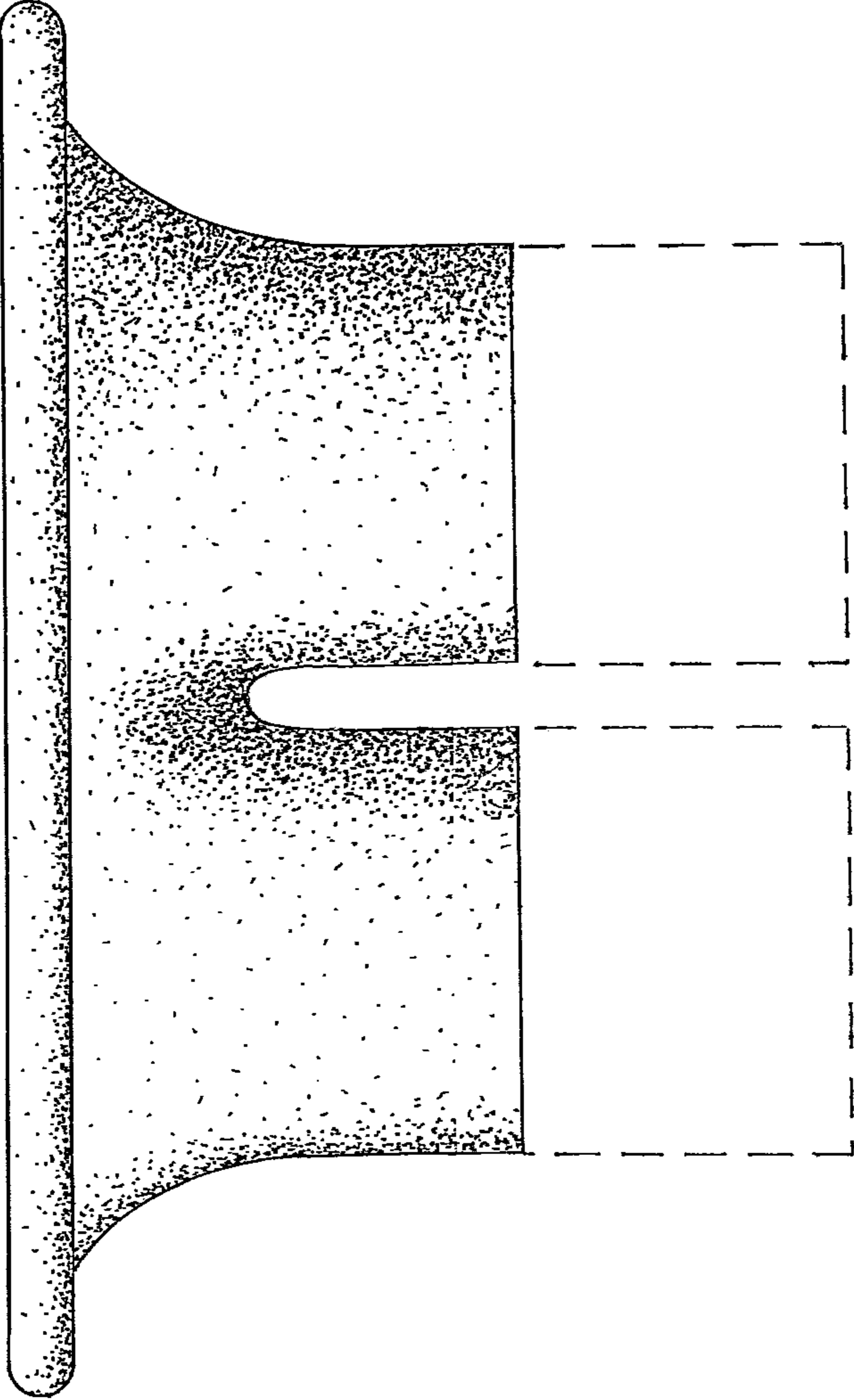


FIG. 2

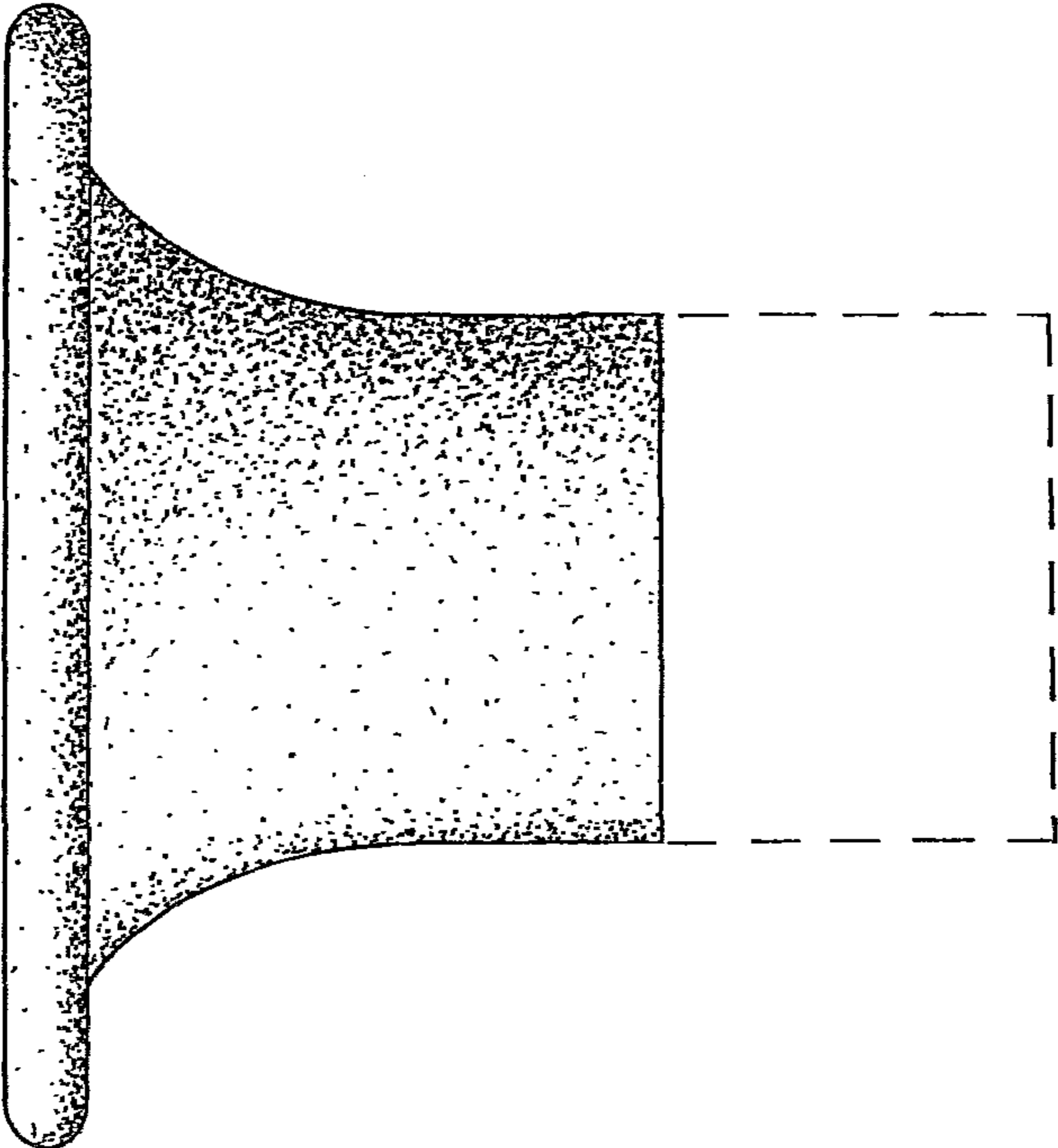


FIG. 3

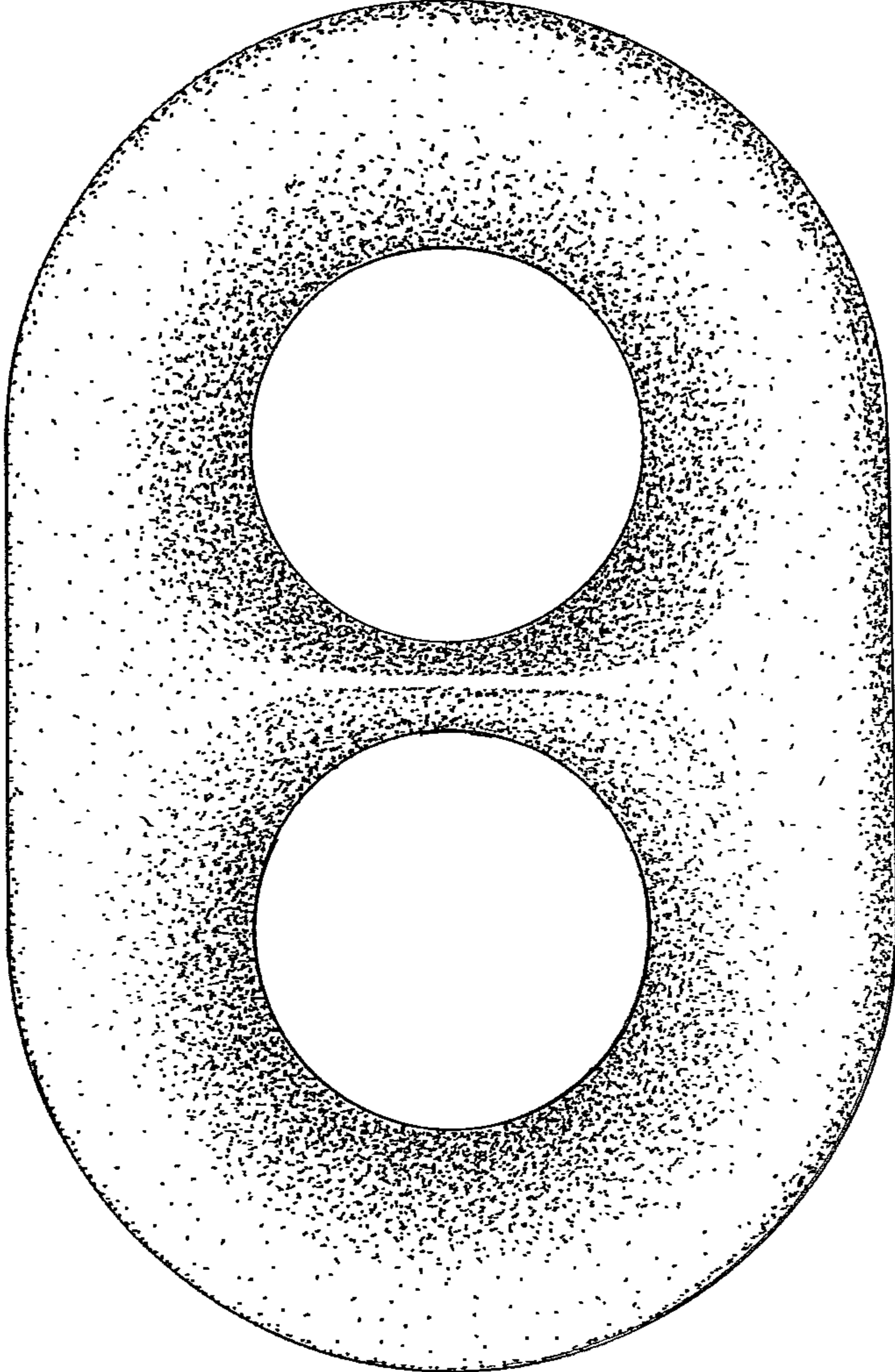


FIG.4

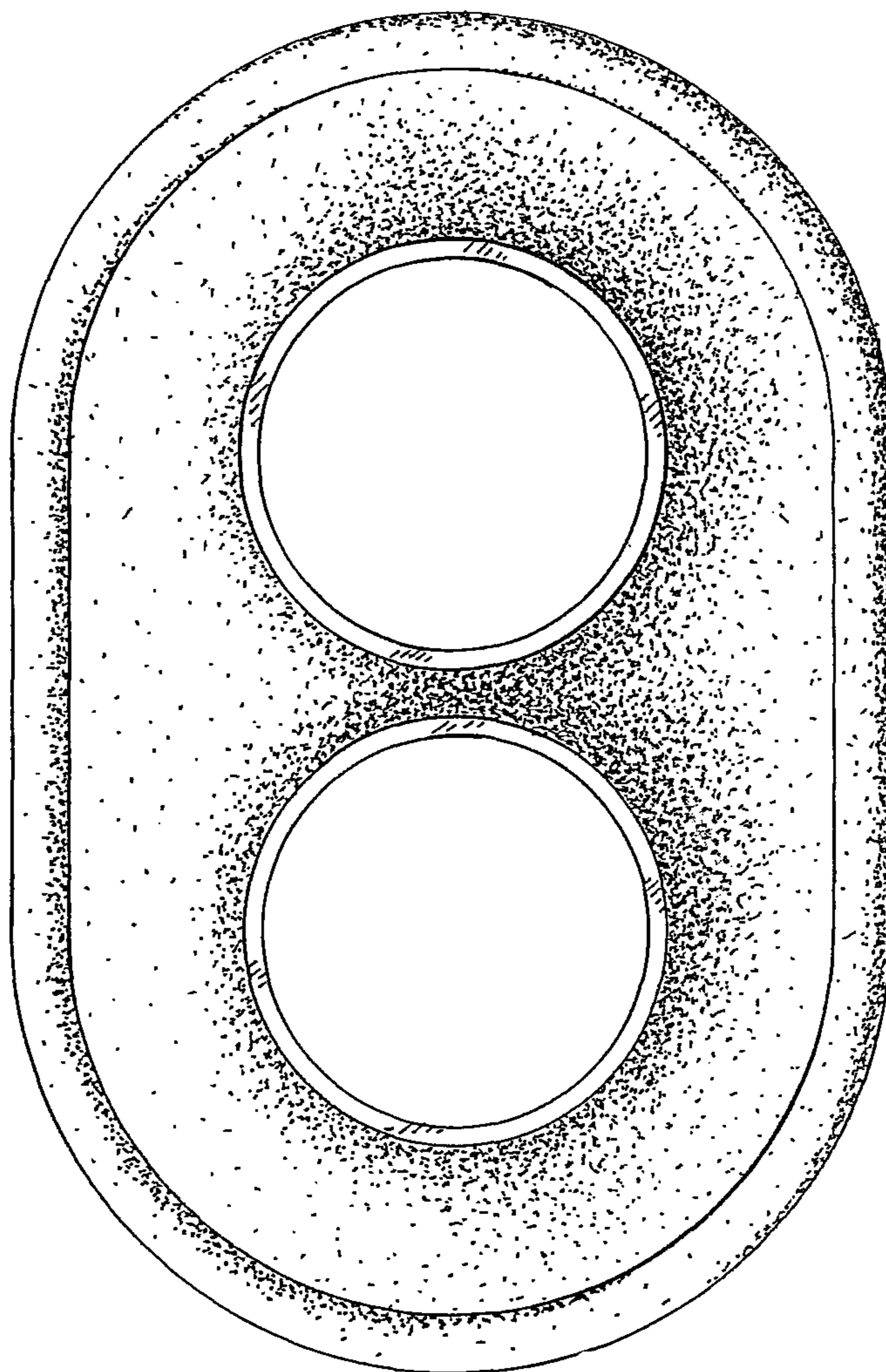


FIG. 5