



US00D735735S

(12) **United States Design Patent**  
**Rosenberg et al.**

(10) **Patent No.:** **US D735,735 S**

(45) **Date of Patent:** **\*\* Aug. 4, 2015**

(54) **DISPLAY PANEL OR PORTION THEREOF WITH A CHANGEABLE GRAPHICAL USER INTERFACE COMPONENT**

(71) Applicant: **Google Inc.**, Mountain View, CA (US)

(72) Inventors: **Greg Rosenberg**, San Mateo, CA (US);  
**William Wayne Woodworth**, San Francisco, CA (US)

(73) Assignee: **GOOGLE INC.**, Mountain View, CA (US)

(\*\*) Term: **14 Years**

(21) Appl. No.: **29/455,882**

(22) Filed: **May 24, 2013**

(51) **LOC (10) Cl.** ..... **14-04**

(52) **U.S. Cl.**  
USPC ..... **D14/485**

(58) **Field of Classification Search**  
USPC ..... D14/485-488, 489, 490, 492; 715/861  
CPC G06F 3/04842; G06F 3/0482; G06F 3/04817  
See application file for complete search history.

(56) **References Cited**

**U.S. PATENT DOCUMENTS**

5,957,559	A *	9/1999	Rueb et al.	353/28
D664,555	S *	7/2012	Gleasant et al.	D14/487
D715,819	S *	10/2014	Pasceri et al.	D14/486
D717,333	S *	11/2014	Shallcross et al.	D14/487
D720,362	S *	12/2014	Schoger et al.	D14/486
D720,768	S *	1/2015	Hong et al.	D14/487
D723,057	S *	2/2015	Scott et al.	D14/487

2005/0131856	A1 *	6/2005	O'Dea	707/1
2006/0059441	A1 *	3/2006	Todd	715/853
2011/0291985	A1 *	12/2011	Wakako et al.	345/174
2012/0226979	A1 *	9/2012	Harberts et al.	715/702
2013/0235271	A1 *	9/2013	Kasuga et al.	348/569
2013/0311937	A1 *	11/2013	Kim et al.	715/781
2014/0189597	A1 *	7/2014	Kang	715/835
2014/0215340	A1 *	7/2014	Shetty et al.	715/727

\* cited by examiner

*Primary Examiner* — Sheryl Lane

*Assistant Examiner* — Nicole Shiflet

(74) *Attorney, Agent, or Firm* — Leason Ellis LLP

(57) **CLAIM**

The ornamental design for a display panel or portion thereof with a changeable graphical user interface component, as shown and described.

**DESCRIPTION**

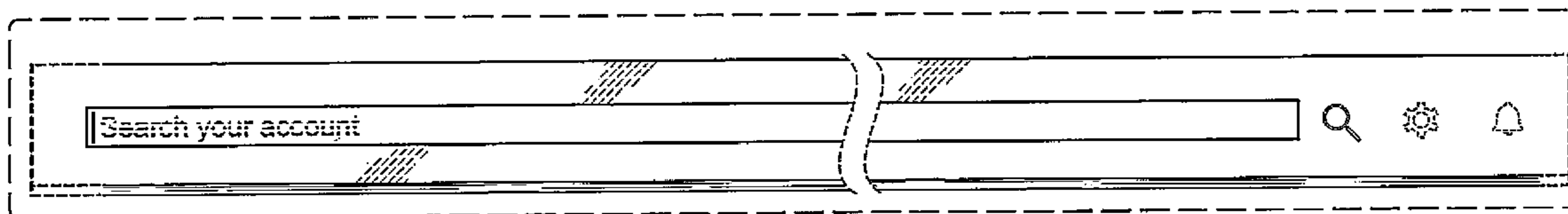
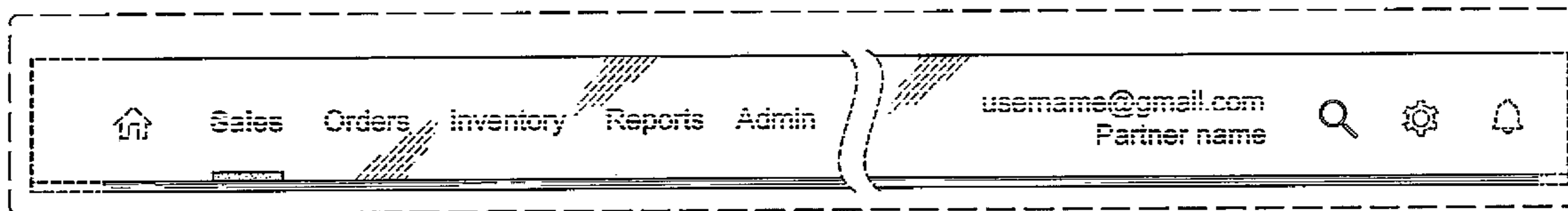
FIG. 1 is a front view of a display panel or portion thereof with a changeable graphical user interface component, comprising a first image in a sequence; and,

FIG. 2 is a front view of a second image included in the sequence.

The subject matter in this patent includes a process or period during which a computer icon image changes into another image. This process or period in which one computer icon image transitions into another forms no part of the claimed design.

The large broken lines surrounding the user interface in the figure drawings represent portions of a display panel and form no part of the claimed design. The small broken lines represent portions of the user interface and form no part of the claimed design.

**1 Claim, 1 Drawing Sheet**



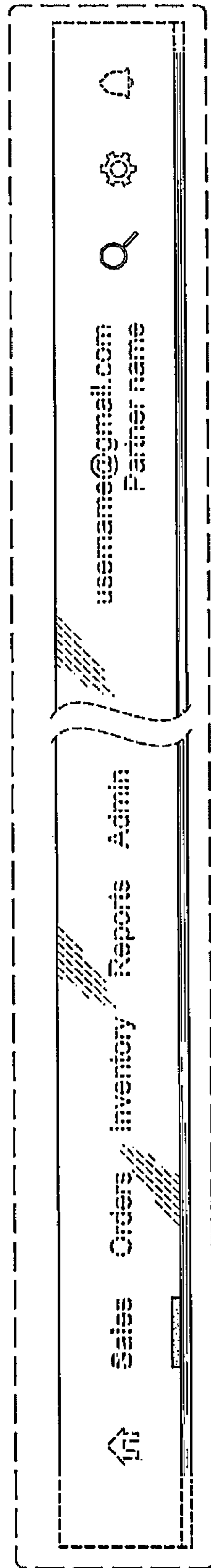


Fig. 1

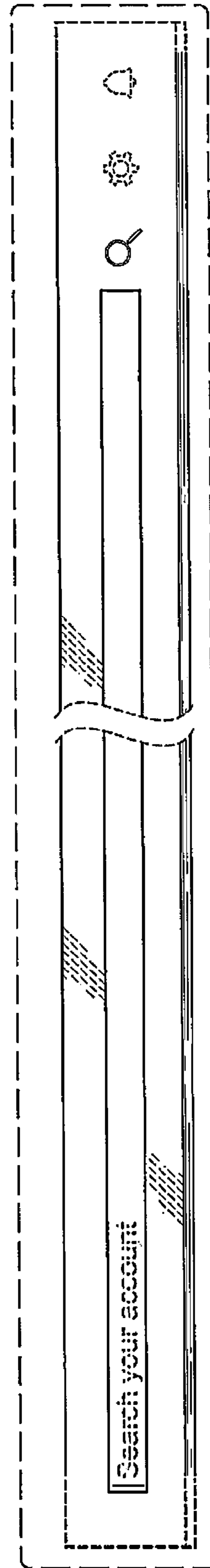


Fig. 2