



US00D735734S

(12) **United States Design Patent**
Lee et al.

(10) **Patent No.:** **US D735,734 S**

(45) **Date of Patent:** **** Aug. 4, 2015**

(54) **PORTABLE ELECTRONIC DEVICE WITH GRAPHICAL IMAGES**

(71) Applicant: **Samsung Electronics Co., Ltd.**,
Suwon-Si, Gyeonggi-Do (KR)

(72) Inventors: **Shinjun Lee**, Yongin-si (KR); **Sanghyup Lee**, Suwon-si (KR)

(73) Assignee: **Samsung Electronics Co., Ltd.**,
Gyeonggi-do (KR)

(**) Term: **14 Years**

(21) Appl. No.: **29/452,301**

(22) Filed: **Apr. 15, 2013**

(30) **Foreign Application Priority Data**

Oct. 17, 2012 (KR) 30-2012-0049446

(51) **LOC (10) Cl.** **14-04**

(52) **U.S. Cl.**
USPC **D14/485**

(58) **Field of Classification Search**
USPC D14/485-495; 715/700-867, 973-977
CPC G06F 3/0481-3/0486
See application file for complete search history.

(56) **References Cited**

U.S. PATENT DOCUMENTS

5,237,651	A *	8/1993	Randall	715/776
5,463,725	A *	10/1995	Henckel et al.	715/776
6,924,822	B2 *	8/2005	Card et al.	345/660
7,009,596	B2 *	3/2006	Seet et al.	345/156
7,139,982	B2 *	11/2006	Card et al.	715/786
7,386,804	B2 *	6/2008	Ho et al.	715/776

D607,889	S *	1/2010	Poling et al.	D14/485
D625,326	S *	10/2010	Allen	D14/488
D633,917	S *	3/2011	Poling et al.	D14/485
7,898,541	B2 *	3/2011	Hong et al.	345/473
D645,878	S *	9/2011	Cavanaugh et al.	D14/488
D669,906	S *	10/2012	Cranfill et al.	D14/485
D670,713	S *	11/2012	Cranfill et al.	D14/485
8,352,876	B2 *	1/2013	Batarseh et al.	715/776
D693,833	S *	11/2013	Inose et al.	D14/485
D693,842	S *	11/2013	Tsuda et al.	D14/489
D701,219	S *	3/2014	Kim et al.	D14/485
D701,503	S *	3/2014	Akana et al.	D14/341
D706,810	S *	6/2014	Jones et al.	D14/488
2010/0248689	A1 *	9/2010	Teng et al.	455/411
2011/0167369	A1 *	7/2011	van Os	715/769

* cited by examiner

Primary Examiner — Richard E Chilcot

(74) *Attorney, Agent, or Firm* — Harness, Dickey & Pierce, P.L.C.

(57) **CLAIM**

We claim the ornamental design for a portable electronic device with graphical images, as shown and described.

DESCRIPTION

FIG. 1 is a front view of a portable electronic device with graphical images in a longitudinal direction showing our new design;

FIG. 2 is a front view thereof in landscape mode;

FIG. 3 is a front view of another embodiment of a portable electronic device with graphical images in a longitudinal direction showing our new design; and,

FIG. 4 is a front view thereof in landscape mode.

The broken lines are for the purpose of illustrating environment structure and form no part of the claimed design. The words and numbers are not claimed.

1 Claim, 4 Drawing Sheets

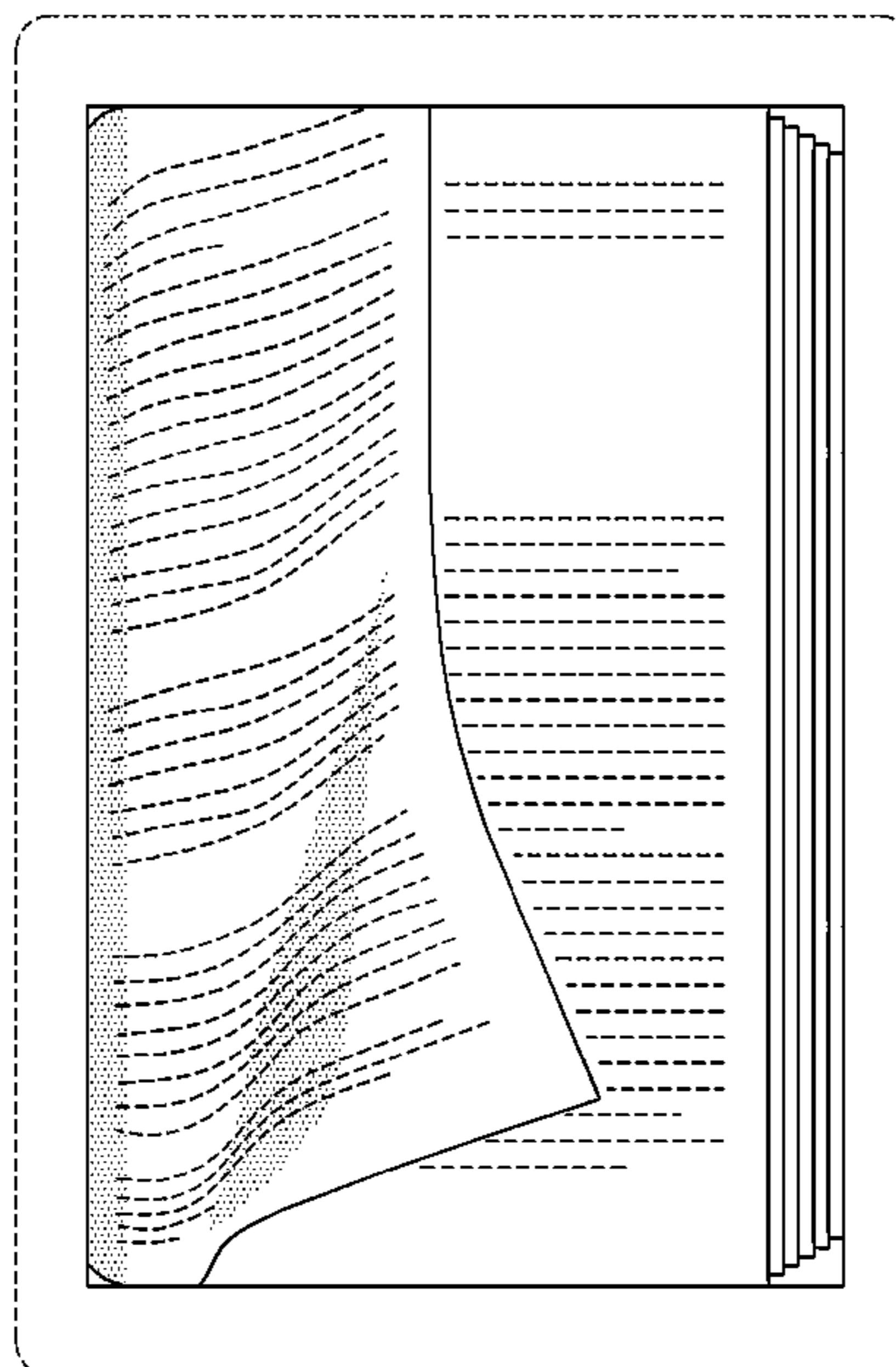


FIG. 1

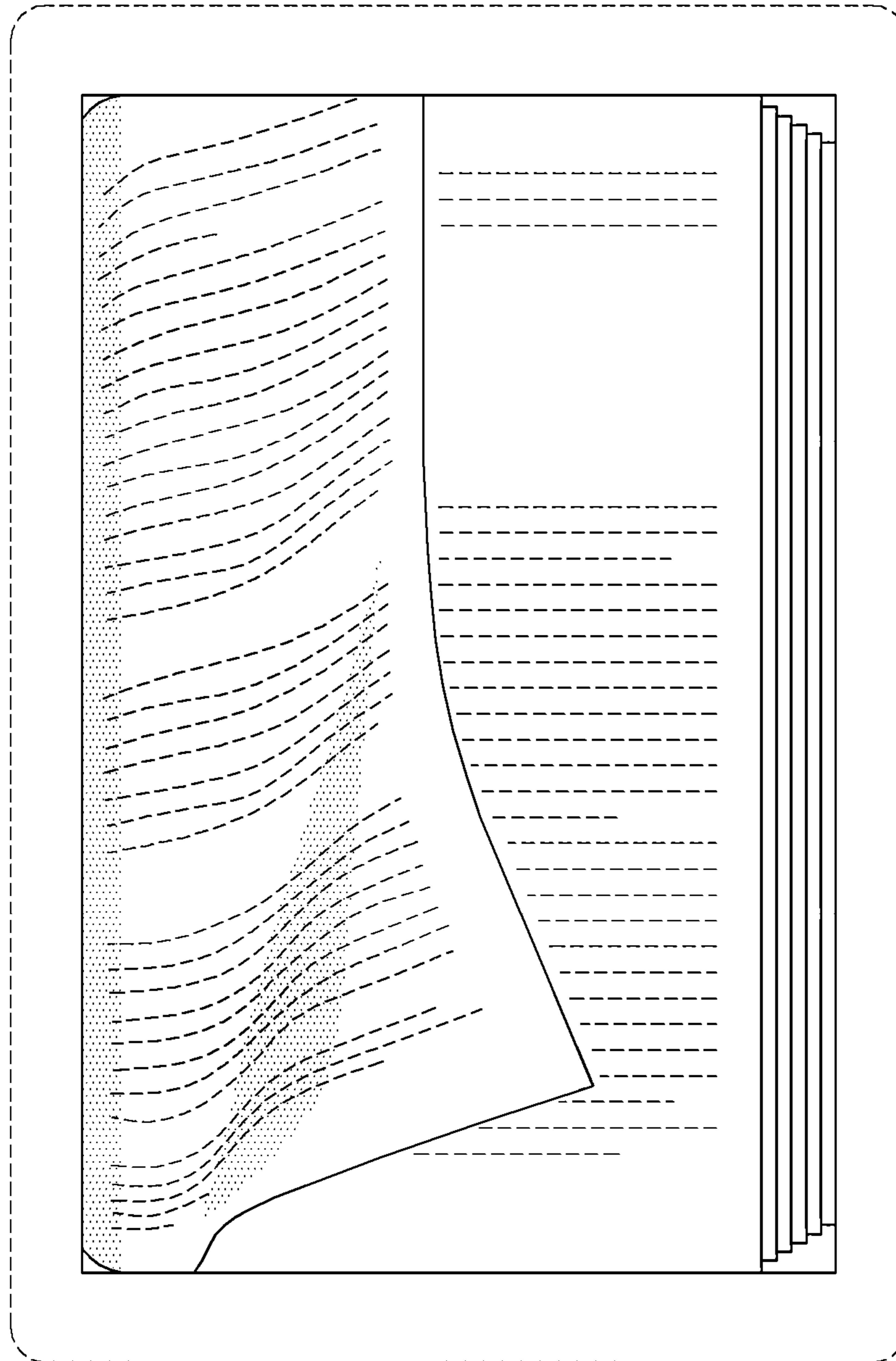


FIG. 2

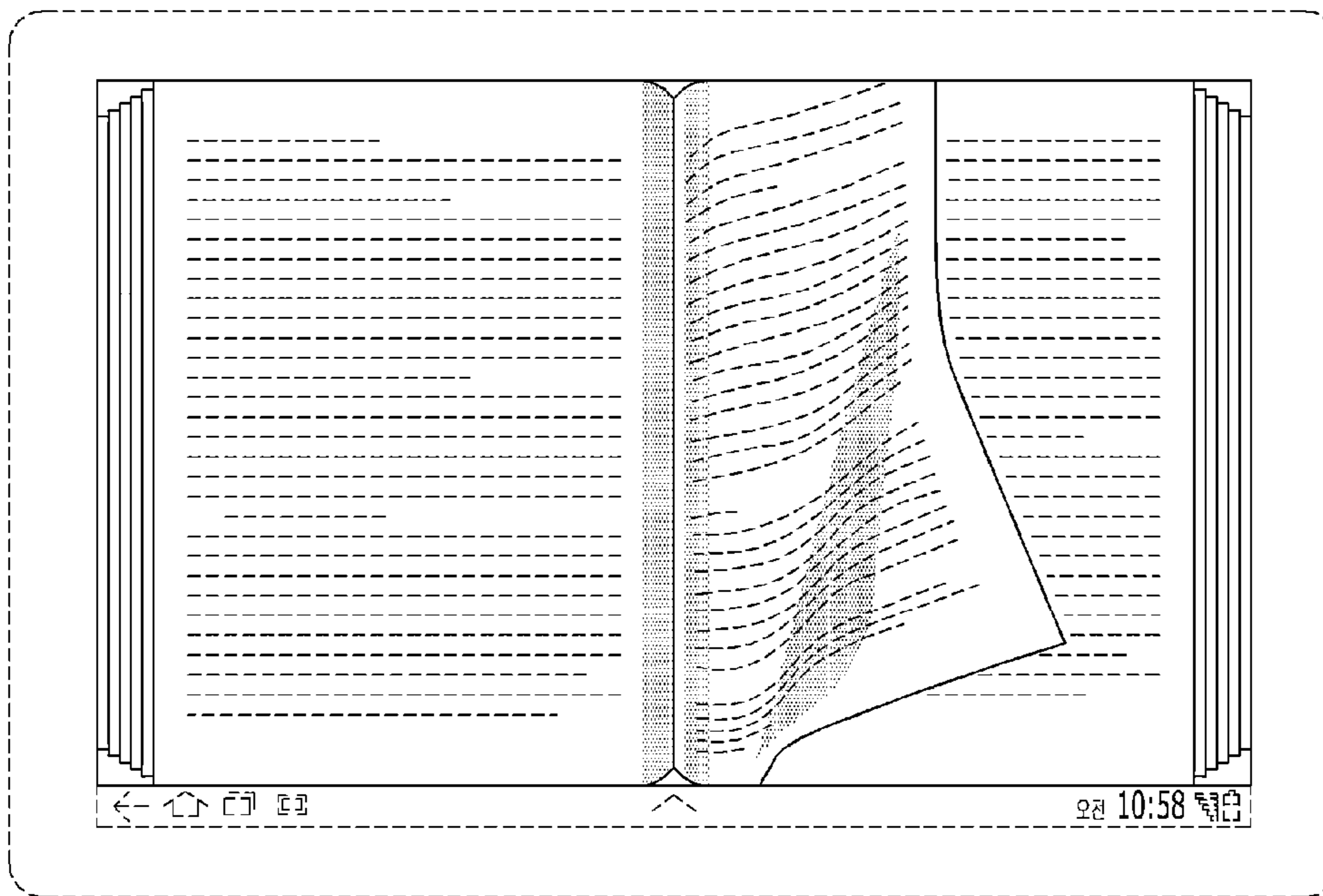


FIG. 3




FIG. 4

