



US00D735723S

(12) **United States Design Patent**
He et al.

(10) **Patent No.:** **US D735,723 S**
(45) **Date of Patent:** **** Aug. 4, 2015**

(54) **IMAGING DEVICE**

(71) Applicant: **Zhuhai Seine Technology Co., Ltd.**,
Zhuhai (CN)

(72) Inventors: **Xinchao He**, Zhuhai (CN); **Juzheng Xia**, Guangdong (CN); **Yuechao Ge**, Guangdong (CN)

(73) Assignee: **Zhuhai Seine Technology Co., Ltd.**
(CN)

(**) Term: **14 Years**

(21) Appl. No.: **29/493,097**

(22) Filed: **Jun. 5, 2014**

(30) **Foreign Application Priority Data**

Dec. 5, 2013 (CN) 2013 3 0600113

(51) **LOC (10) Cl.** **14-02**

(52) **U.S. Cl.**
USPC **D14/422**

(58) **Field of Classification Search**
USPC D14/421-425; D18/55, 49, 46, 40,
D18/36-39, 41, 44, 45, 47, 48, 50-54, 56;
235/462, 455, 470, 462.43, 482, 483;
358/474, 486, 488, 496, 497, 498, 452,
358/449, 451, 453, 1.13; 318/685, 696;
355/81, 75; 399/405, 367, 379, 380;
382/217; 715/209, 222, 226, 274;
400/613, 613.1-613.4, 690.1-690.4,
400/691-694

CPC H04N 1/00; H04N 1/12; H04N 1/00013;
H04N 1/00015; H04N 1/00018; H04N
1/00026; H04N 1/00557; H04N 1/00564;
H04N 1/00567; H04N 1/0057; H04N 1/00572;
H04N 1/00586; H04N 1/00588; H04N
1/00591; H04N 1/00594; H04N 1/00596;
H04N 1/00604; H04N 1/00519; H04N
1/00559; H04N 1/1013; H04N 1/10; H04N
1/00551; H04N 1/00278; H04N 2201/0456;
H04N 2201/0446; H04N 2201/00; H04N
2201/0094; G03G 15/0142; G03G 15/605;
G03G 15/602; B65H 5/26; B65H 5/30;
B65H 5/36; B65H 7/00; B65H 2402/515;

B65H 2402/31; B65H 2511/20; B65H
2511/414; B65H 2513/42; B65H 2801/39;
B65H 2801/31; B65H 2215/00189; B65H
2215/00194; B65H 2215/00198; B65H
2215/00202; B65H 2215/00206; B65H
2215/20; B65H 2301/00; B65H 2220/04;
B65H 3/5261

See application file for complete search history.

(56) **References Cited**

U.S. PATENT DOCUMENTS

2,984,150	A	*	5/1961	Osgood, Jr.	355/24
D210,108	S	*	2/1968	Kooch	D18/50
D343,414	S	*	1/1994	Tokuda et al.	D18/55
D346,820	S	*	5/1994	Etou et al.	D18/55
D355,927	S	*	2/1995	Chiba	D18/55

(Continued)

Primary Examiner — Susan Moon Lee

(74) *Attorney, Agent, or Firm* — Lerner, David, Littenberg,
Krumholz & Mentlik, LLP

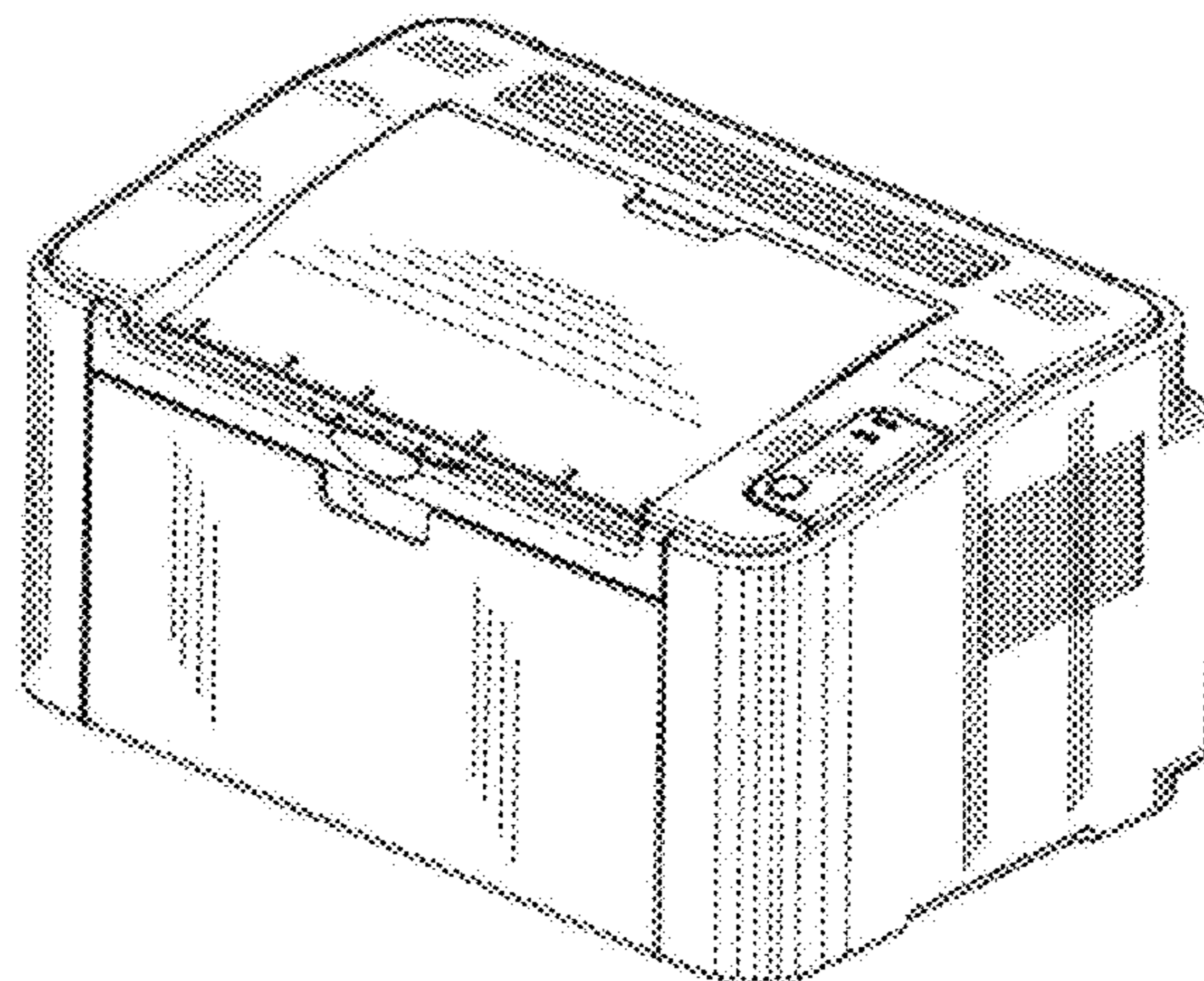
(57) **CLAIM**

The ornamental design for an imaging device, as shown and described.

DESCRIPTION

FIG. 1 is a perspective view of an imaging device showing our new design;
FIG. 2 is a front elevational view thereof;
FIG. 3 is a rear elevational view thereof;
FIG. 4 is a right side elevational view thereof;
FIG. 5 is a left side elevational view thereof;
FIG. 6 is a top plan view thereof;
FIG. 7 is a bottom plan view thereof;
FIG. 8 is a perspective view of the imaging device in FIG. 1 shown in an operational configuration; and,
FIG. 9 is a right side elevational view of the imaging device shown in FIG. 8.
Broken lines and entirely unshaded portions contained within broken lines are not claimed.

1 Claim, 9 Drawing Sheets



(56)

References Cited

U.S. PATENT DOCUMENTS

D376,814 S *	12/1996	Asai et al.	D18/50	D590,873 S *	4/2009	Suzuki et al.	D18/55
D379,196 S *	5/1997	Laidlaw	D18/55	D607,927 S *	1/2010	Kim et al.	D18/55
D383,449 S *	9/1997	Imura	D14/422	D608,821 S *	1/2010	Tomono et al.	D18/50
D384,694 S *	10/1997	Kobayashi et al.	D18/55	D621,404 S *	8/2010	Sugitani et al.	D14/421
D386,519 S *	11/1997	Meschter et al.	D18/55	D633,139 S *	2/2011	Park et al.	D18/55
D388,455 S *	12/1997	Tanabe	D18/55	D641,038 S *	7/2011	Park et al.	D18/55
D389,861 S *	1/1998	Kobayashi et al.	D18/55	D641,395 S *	7/2011	Park et al.	D18/55
D393,278 S *	4/1998	Lee	D18/50	D641,396 S *	7/2011	Park et al.	D18/55
D432,564 S *	10/2000	Miyazawa	D18/54	D641,398 S *	7/2011	Kim et al.	D18/55
D436,987 S *	1/2001	Suzuki et al.	D18/55	D643,874 S *	8/2011	Kim et al.	D18/55
D443,638 S *	6/2001	Kobayashi et al.	D18/54	D647,132 S *	10/2011	Kim et al.	D18/55
D444,170 S *	6/2001	Ichi et al.	D18/54	D648,382 S *	11/2011	Zeng et al.	D18/55
D463,485 S *	9/2002	Yoshida et al.	D18/50	D650,388 S *	12/2011	Hidaka	D14/422
D491,217 S *	6/2004	Miyauchi et al.	D18/50	D659,187 S *	5/2012	Choo	D18/55
6,767,149 B2 *	7/2004	Yoshihara	400/692	D660,908 S *	5/2012	Leman et al.	D18/55
D521,546 S *	5/2006	Katayama	D18/55	D662,131 S *	6/2012	Leman et al.	D18/55
D522,046 S *	5/2006	Iritani et al.	D18/55	D669,081 S *	10/2012	Iwai et al.	D14/422
D527,045 S *	8/2006	Lim et al.	D18/50	D672,388 S *	12/2012	Kim et al.	D18/50
D552,167 S *	10/2007	Lee et al.	D18/50	D676,902 S *	2/2013	Gilbert et al.	D18/50
D552,170 S *	10/2007	Kim et al.	D18/55	D677,328 S *	3/2013	Kim et al.	D18/50
D553,184 S *	10/2007	Lee et al.	D18/50	D685,412 S *	7/2013	Jihoon et al.	D18/50
D554,698 S *	11/2007	Miller et al.	D18/55	D685,413 S *	7/2013	Jihoon et al.	D18/50
D555,722 S *	11/2007	Bae et al.	D18/55	D697,964 S *	1/2014	Fukasawa et al.	D18/55
D556,254 S *	11/2007	Yamaguchi	D18/50	D697,965 S *	1/2014	Fukasawa et al.	D18/55
D562,378 S *	2/2008	Kim et al.	D18/50	D699,724 S *	2/2014	Isozaki	D14/421
D562,886 S *	2/2008	Egami et al.	D18/55	D699,784 S *	2/2014	Penke	D18/55
7,366,459 B2 *	4/2008	Nishimura	399/392	D712,960 S *	9/2014	Tsuruoka et al.	D18/55
D571,807 S *	6/2008	Ogawa	D14/422	D714,862 S *	10/2014	Kim et al.	D18/50
D576,202 S *	9/2008	Falk	D18/55	D715,852 S *	10/2014	So et al.	D18/50
7,431,447 B2 *	10/2008	Jensen	347/108	D715,853 S *	10/2014	Kim et al.	D18/50
				D723,562 S *	3/2015	Inada et al.	D14/422
				D724,141 S *	3/2015	Kim et al.	D18/55
				2007/0014620 A1 *	1/2007	Sugimoto	400/691

* cited by examiner

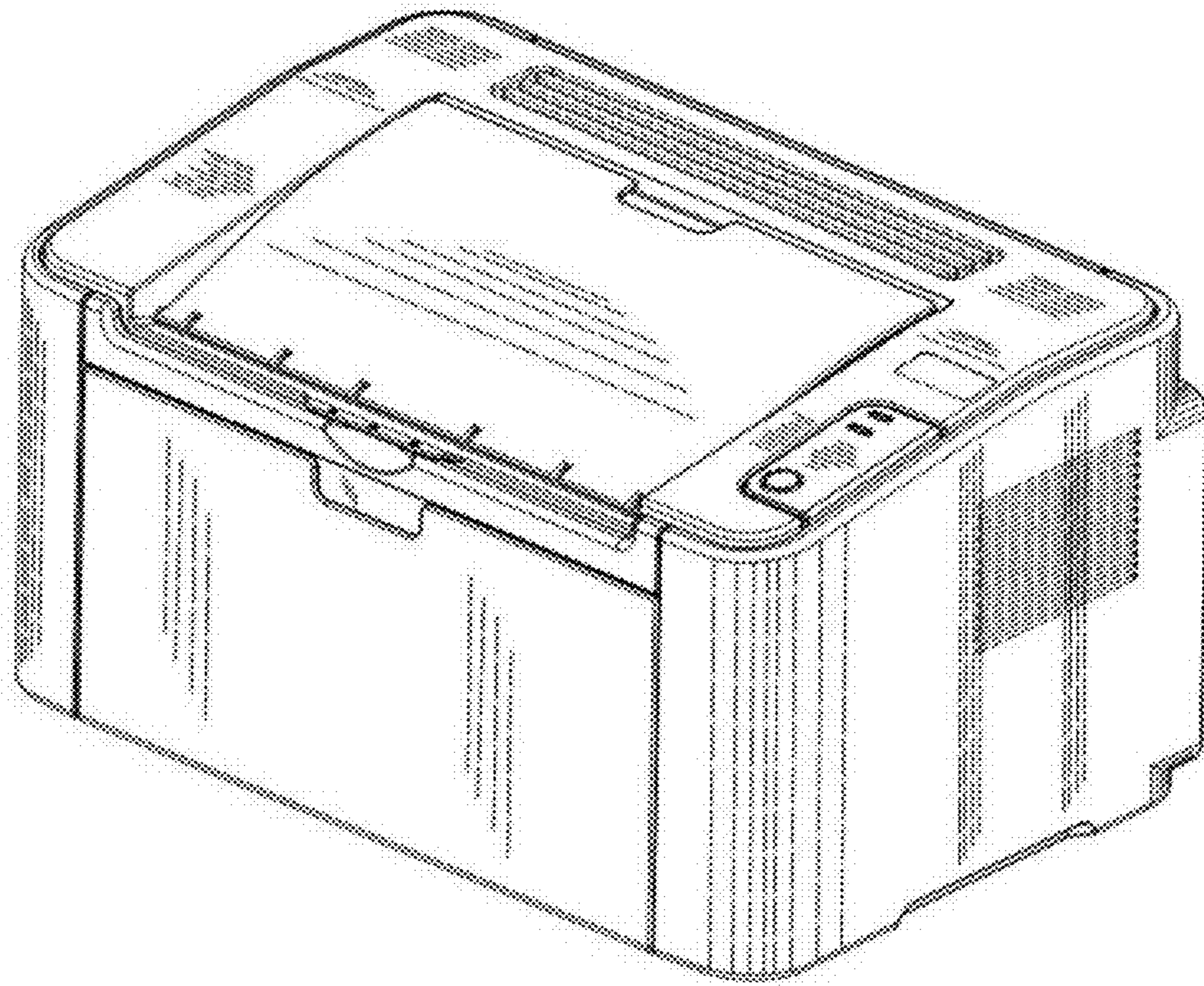


FIG. 1

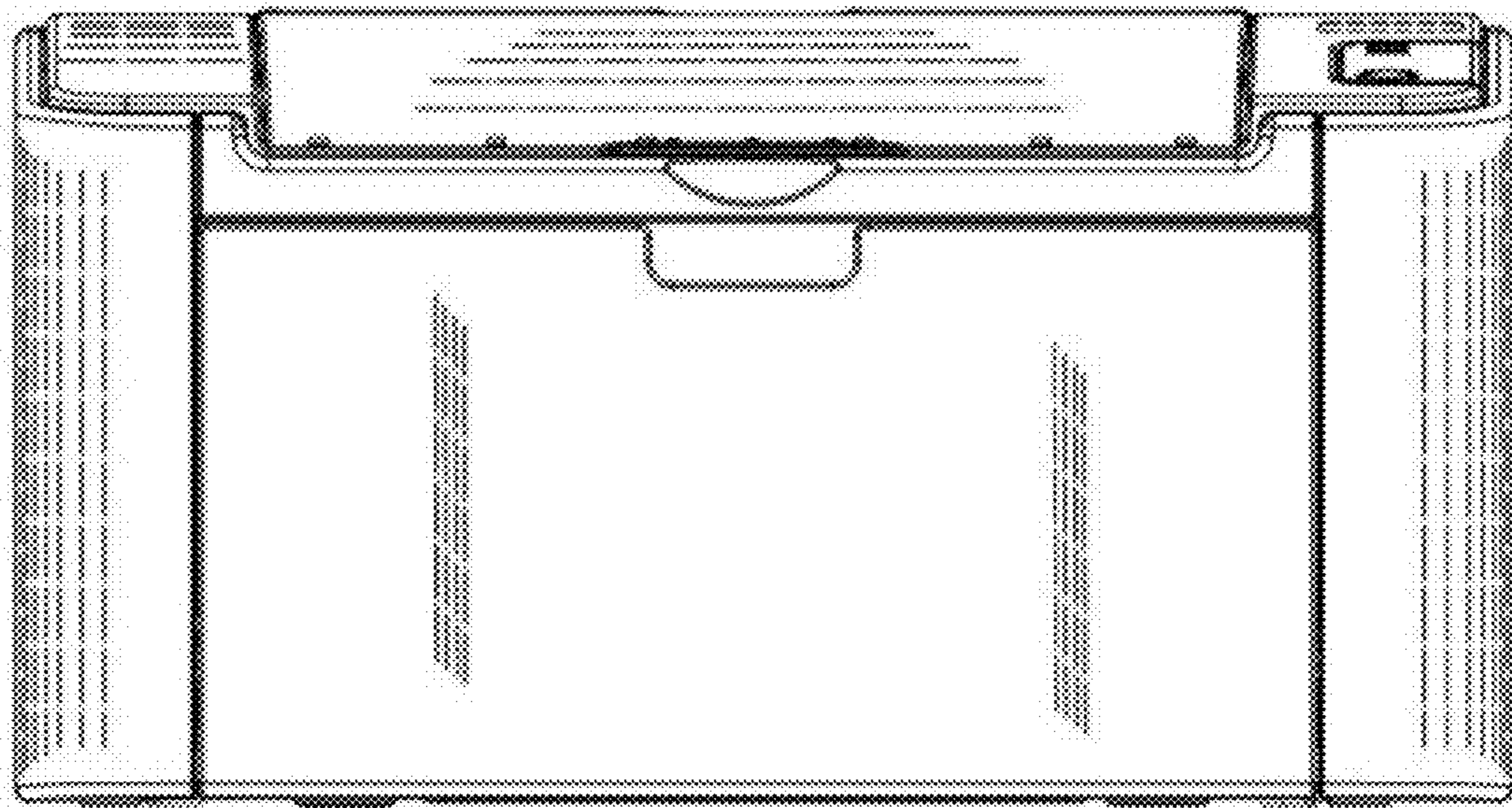


FIG. 2

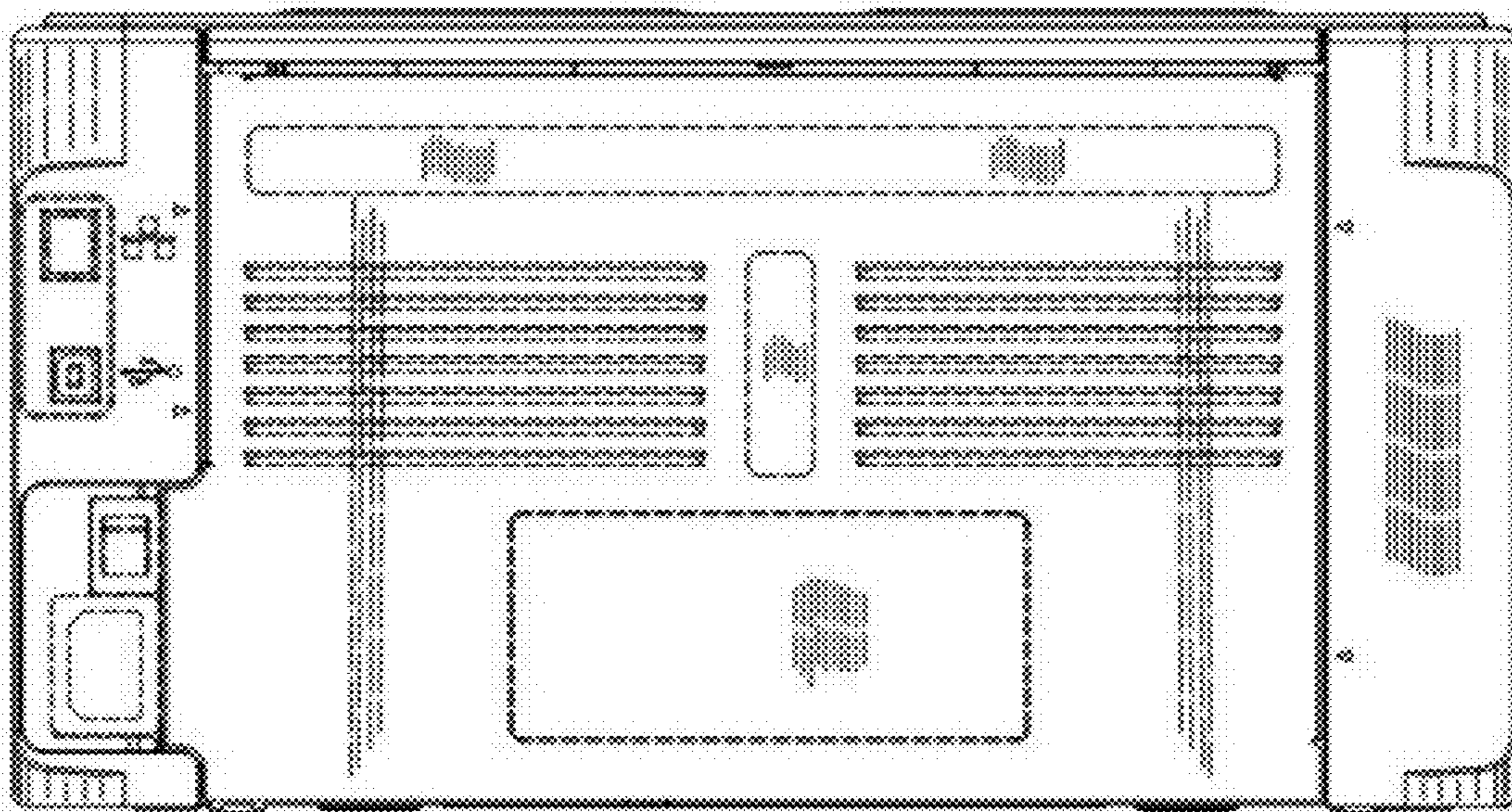


FIG. 3

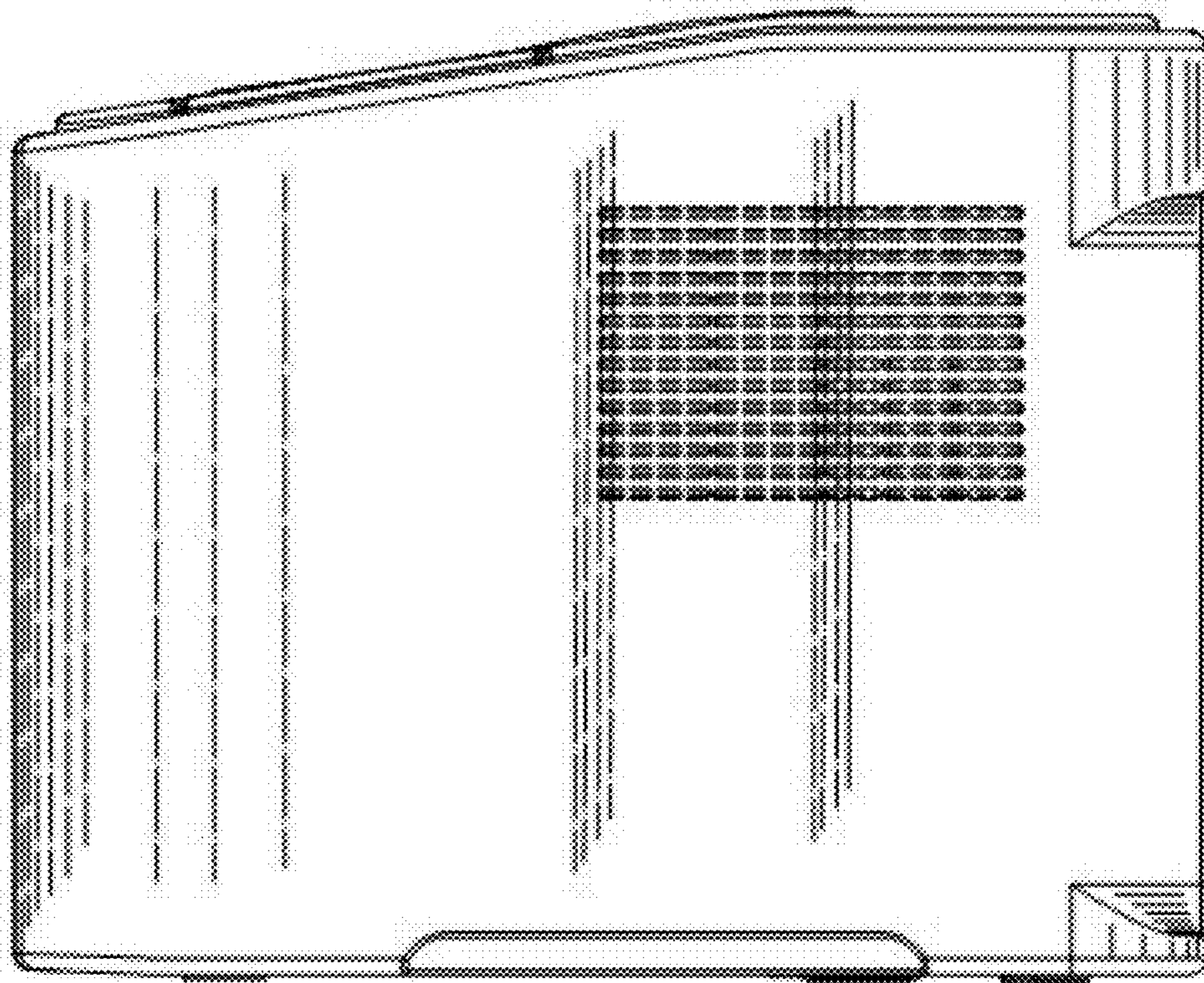


FIG. 4

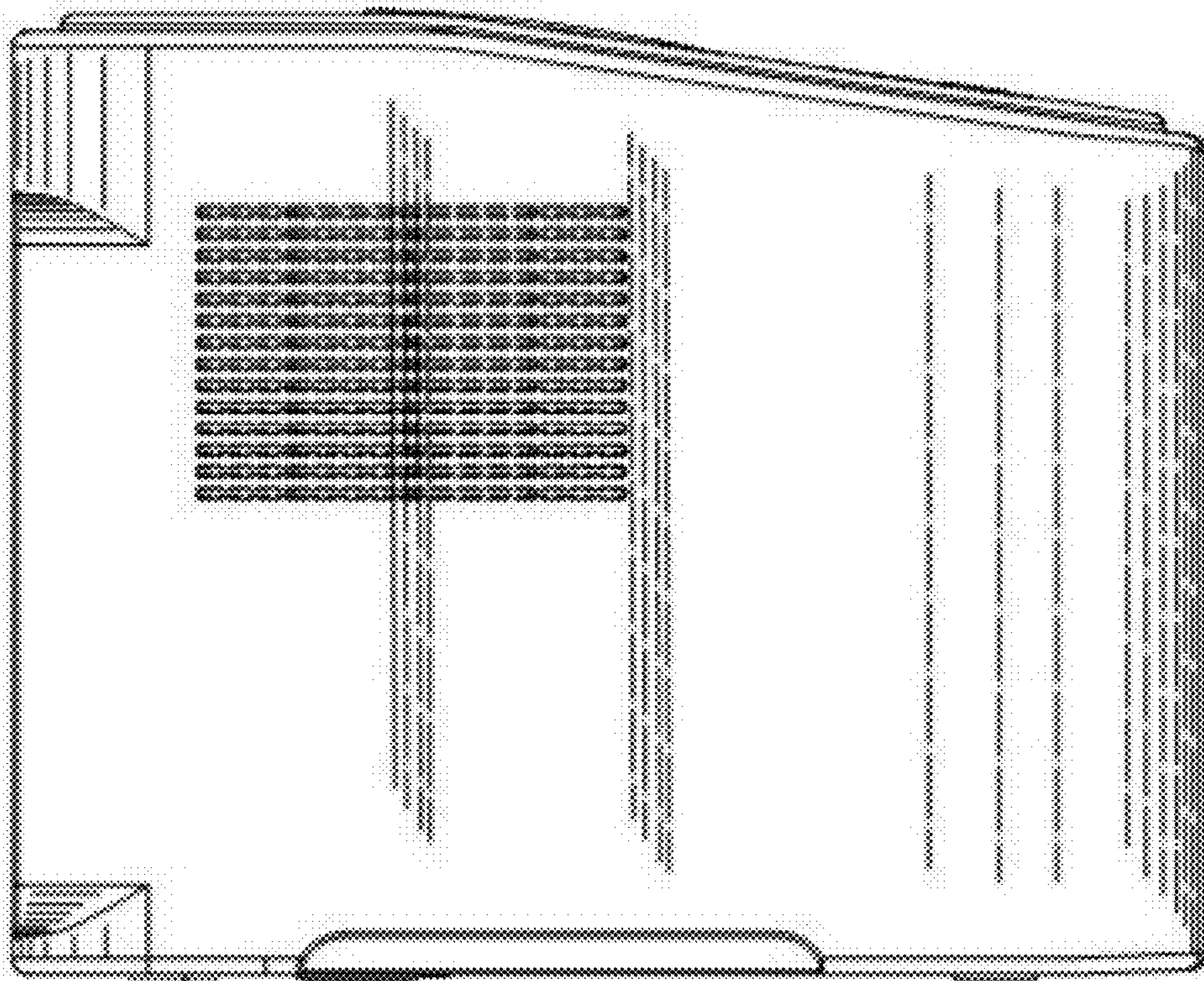


FIG. 5

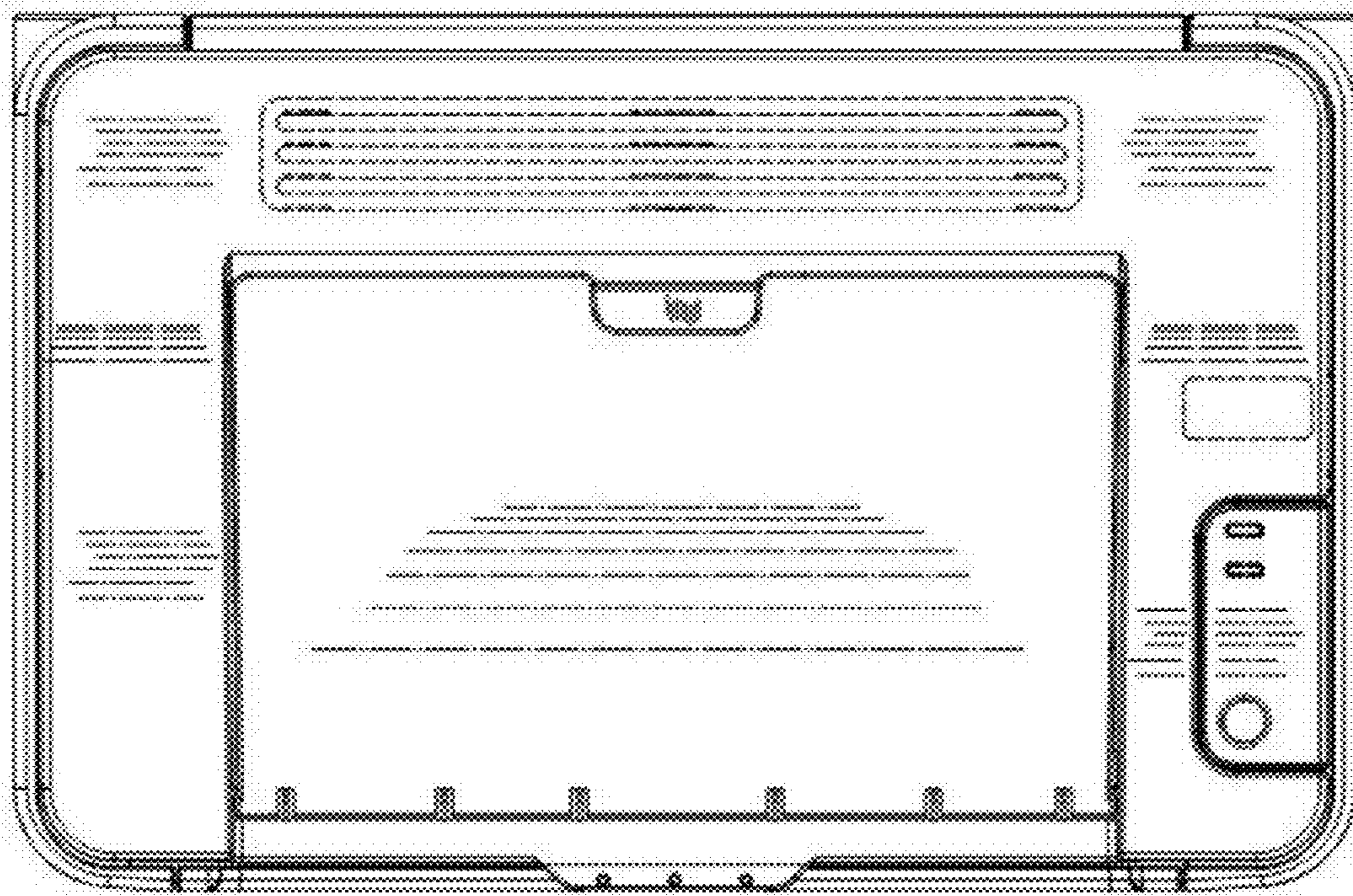


FIG. 6

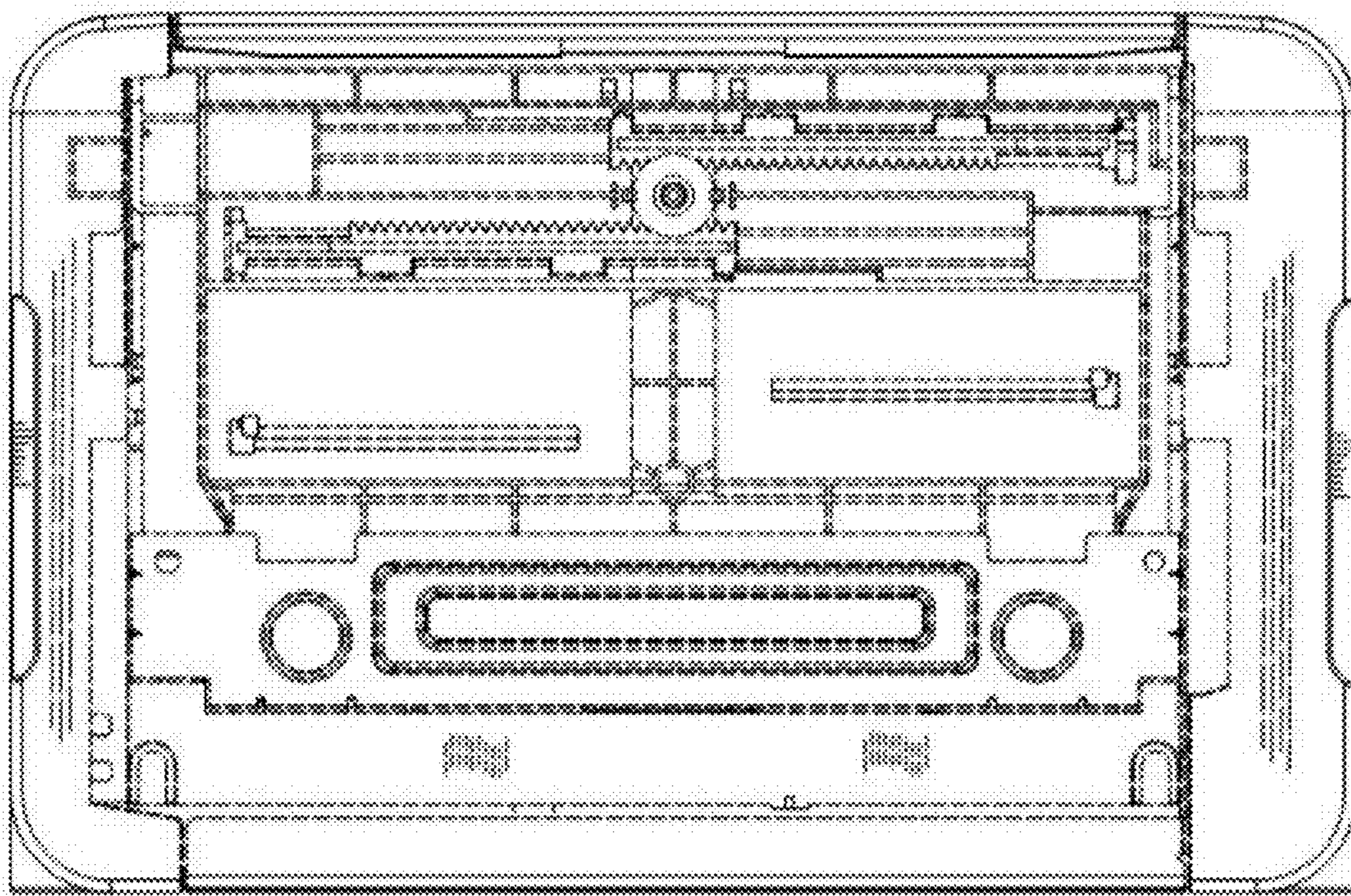


FIG. 7

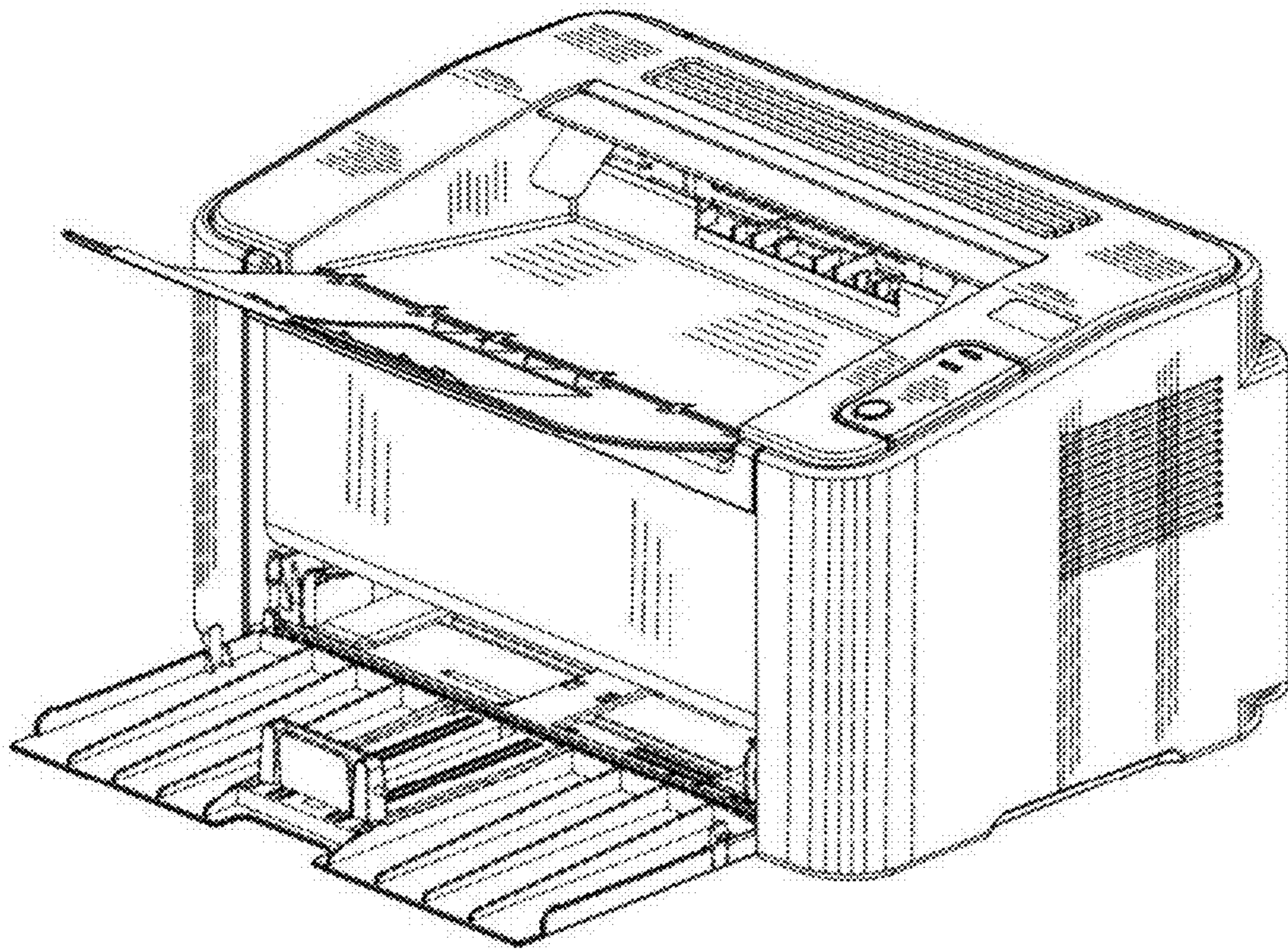


FIG. 8

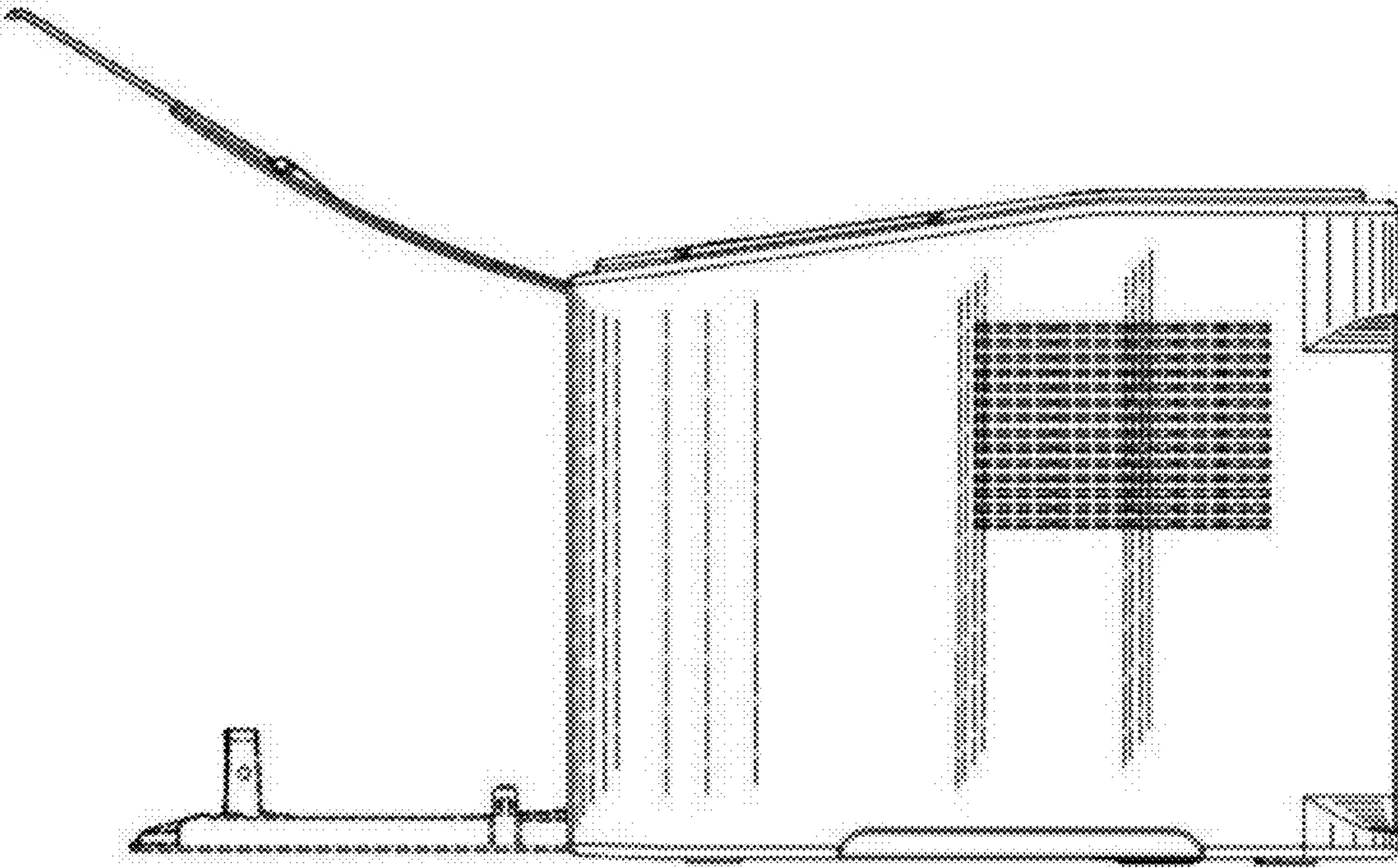


FIG. 9