



US00D735686S

(12) **United States Design Patent**
Shin et al.

(10) **Patent No.:** **US D735,686 S**

(45) **Date of Patent:** **** Aug. 4, 2015**

(54) **TELEVISION RECEIVER**

(56) **References Cited**

(71) Applicant: **Samsung Electronics Co., Ltd.**,
Suwon-si, Gyeonggi-do (KR)

(72) Inventors: **Rina Shin**, Seoul (KR); **Hyung-Ho Hwangbo**, Seoul (KR); **Hae-Sung Park**, Seoul (KR); **Christopher Edward Bangle**, Clavesana (IT)

U.S. PATENT DOCUMENTS

D264,358 S *	5/1982	Welteroth	D21/392
D362,455 S *	9/1995	Bowers	D18/18
D428,415 S *	7/2000	Shibata	D14/356
D523,828 S *	6/2006	Hoehn et al.	D14/126
D545,782 S *	7/2007	Schiller et al.	D14/126
D598,446 S *	8/2009	Pan et al.	D14/337
D677,260 S *	3/2013	Hong et al.	D14/447
D696,666 S *	12/2013	Drew et al.	D14/375
D698,325 S *	1/2014	Kim et al.	D14/126
D713,843 S *	9/2014	Erdogan	D14/341
D715,756 S *	10/2014	Lim et al.	D14/126
D717,756 S *	11/2014	Park et al.	D14/126
D719,142 S *	12/2014	Lee et al.	D14/239

(73) Assignee: **SAMSUNG ELECTRONICS CO., LTD.** (KR)

(**) Term: **14 Years**

* cited by examiner

(21) Appl. No.: **29/472,312**

Primary Examiner — Susan Bennett Hattan

Assistant Examiner — Brett Miller

(22) Filed: **Nov. 11, 2013**

(74) *Attorney, Agent, or Firm* — Cantor Colburn LLP

(30) **Foreign Application Priority Data**

(57) **CLAIM**

The ornamental design for a television receiver, as shown and described.

May 11, 2013 (KR) 30-2013-0024905

DESCRIPTION

(51) **LOC (10) Cl.** **14-03**

FIG. 1 is a perspective view of a television receiver, showing our new design;

(52) **U.S. Cl.**

FIG. 2 is a front view thereof;

USPC **D14/126**

FIG. 3 is a rear view thereof;

(58) **Field of Classification Search**

FIG. 4 is a side view thereof;

USPC D14/371-382, 125-134, 239, 448-452,

FIG. 5 is another side view thereof;

D14/136, 341, 479, 389, 397, 308, 412, 157,

FIG. 6 is a top plan view thereof;

D14/155, 511, 432, 498, 138 AD, 336, 337,

FIG. 7 is a bottom plan view thereof; and,

D14/447; 361/679.02; 348/836, 838, 180,

FIG. 8 is a rear perspective view thereof.

348/184, 325, 739; 248/917-924, 465;

The broken lines are for environmental purpose only and form no part of the claimed design.

345/104; D6/300, 301, 302, 308,

The shade lines in the figures show contour and not surface ornamentation.

D6/310-314; D21/392; D18/18; D19/113

CPC G01F 1/1601

See application file for complete search history.

1 Claim, 6 Drawing Sheets

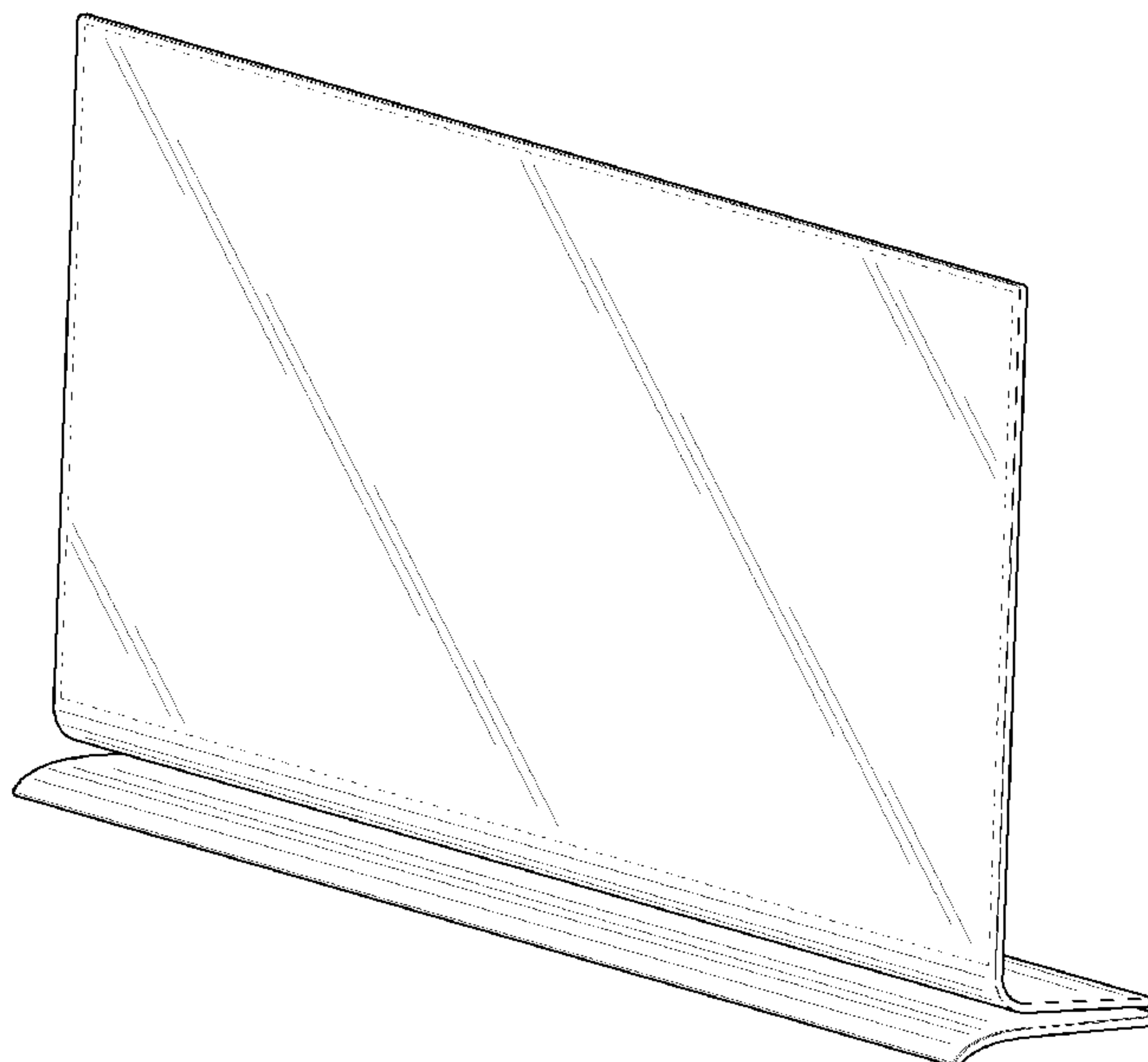


FIG. 1

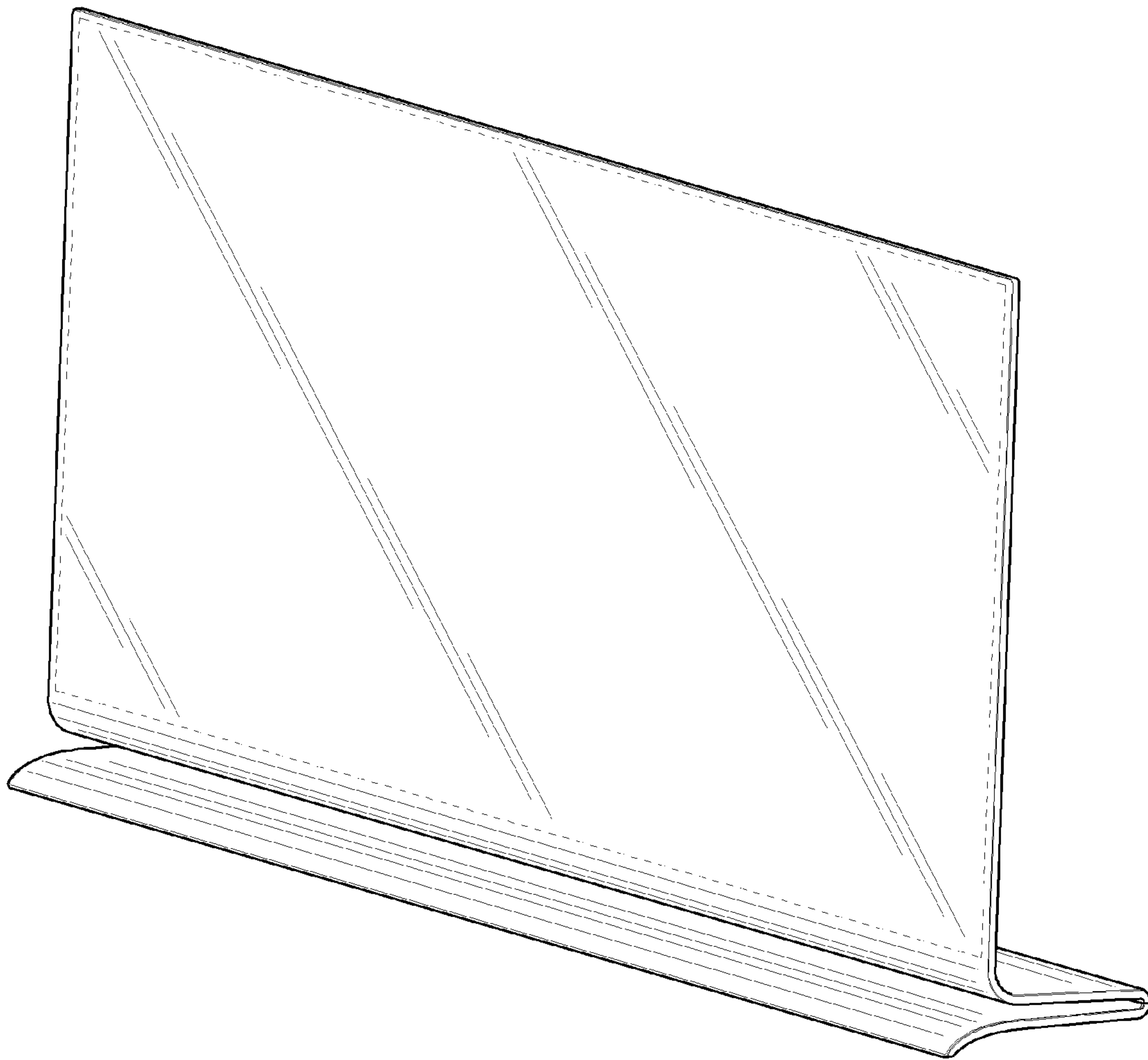


FIG. 2




FIG. 3




FIG. 4

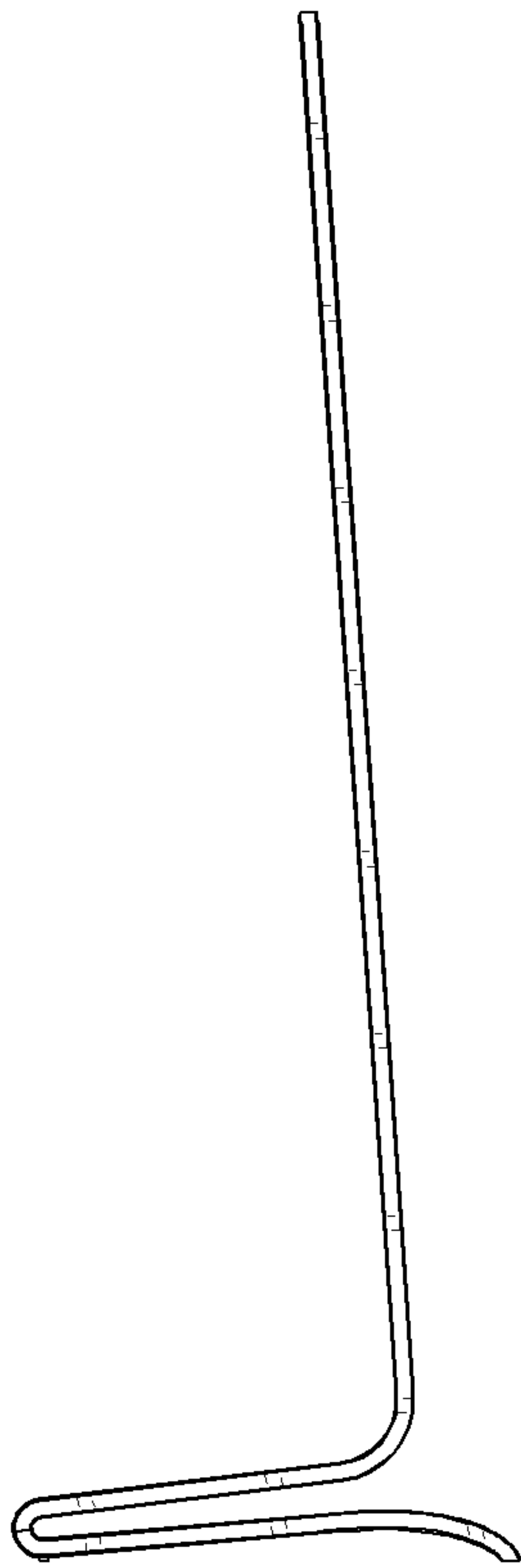


FIG. 5

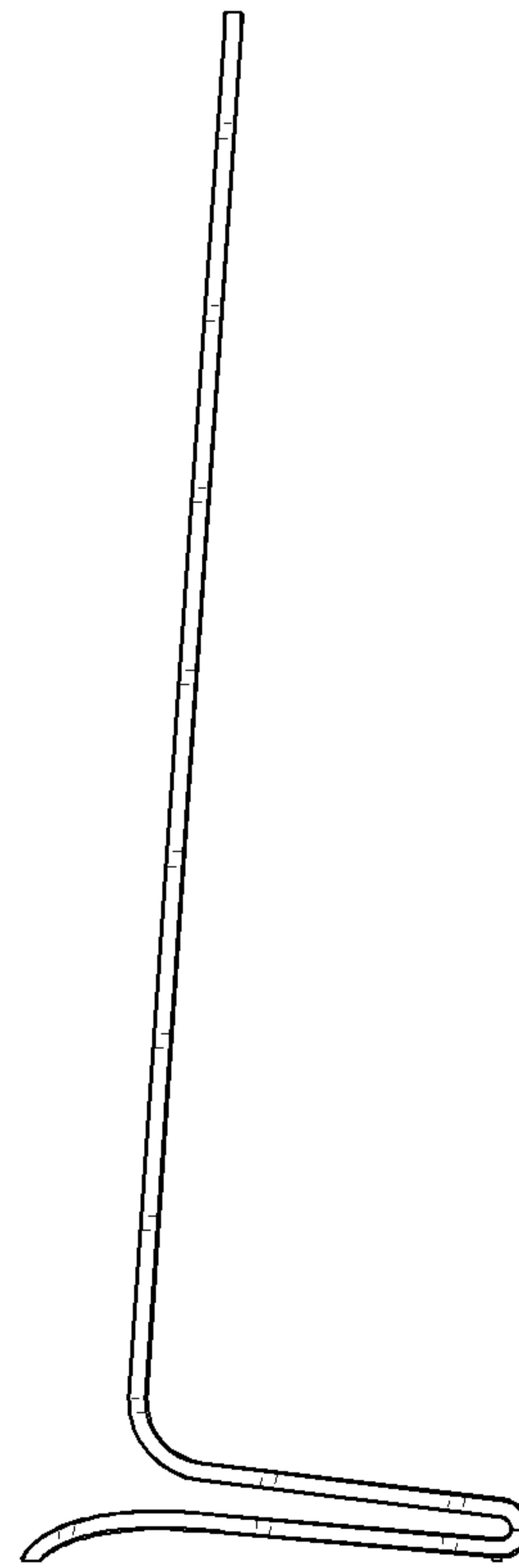


FIG. 6

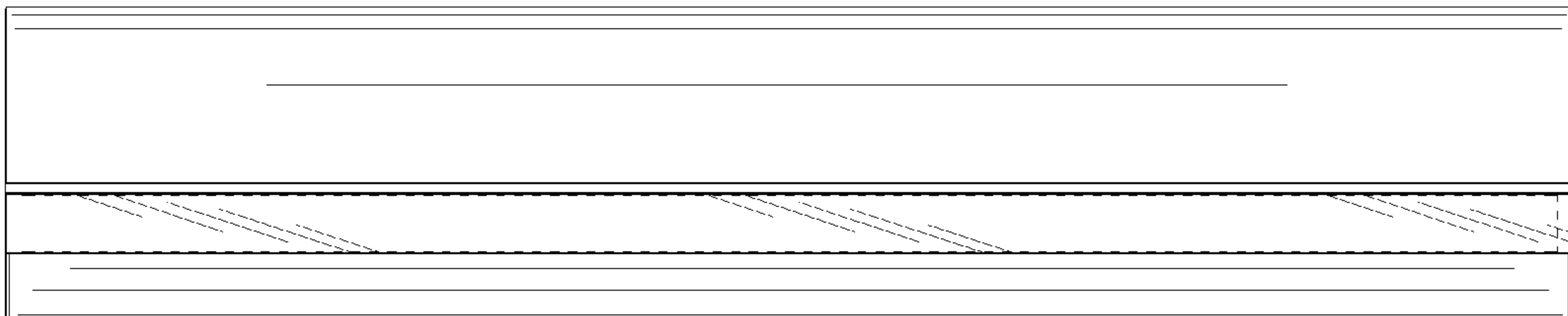


FIG. 7




FIG. 8

