



US00D735650S

(12) **United States Design Patent**
Bachtel et al.

(10) **Patent No.:** **US D735,650 S**

(45) **Date of Patent:** **** Aug. 4, 2015**

(54) **TIRE TREAD**

(71) Applicants: **Compagnie Generale des Etablissements Michelin**, Clermont-Ferrand (FR); **Michelin Recherche et Technique S.A.**, Granges-Paccot (CH)

(72) Inventors: **Lisa M. N. Bachtel**, Simpsonville, SC (US); **Joseph A. Stain**, Shelby, NC (US); **Garrett Guidroz**, Simpsonville, SC (US); **Scott Cothran**, Mauldin, SC (US)

(73) Assignees: **MICHELIN RECHERCHE et TECHNIQUE S.A.**, Granges-Paccot (CH); **COMPAGNIE GENERALE DES ETABLISSEMENTS MICHELIN**, Clermont-Ferrand (FR)

(**) Term: **14 Years**

(21) Appl. No.: **29/460,181**

(22) Filed: **Jul. 9, 2013**

(51) **LOC (10) Cl.** **12-15**

(52) **U.S. Cl.**
USPC **D12/600; D12/580**

(58) **Field of Classification Search**
USPC **D12/533-567; 152/209.1-209.28, 455, 152/158, 192**
CPC **B60C 1/00**
See application file for complete search history.

(56) **References Cited**

U.S. PATENT DOCUMENTS

D350,513 S	9/1994	Mehta et al.	
D390,515 S	2/1998	Godsey et al.	
D420,953 S	* 2/2000	Poling	D12/600
D444,424 S	7/2001	Habay	
D535,939 S	1/2007	Gordon et al.	
D549,643 S	8/2007	Radulescu et al.	
D555,080 S	11/2007	Radulescu	

D601,083 S	9/2009	Williamson et al.	
D615,027 S	5/2010	Williamson et al.	
D619,083 S	7/2010	Reim et al.	
D619,086 S	7/2010	Reim et al.	
D628,146 S	11/2010	Bachtel et al.	
D639,234 S	* 6/2011	Reim	D12/588
D645,394 S	9/2011	De Staercke et al.	
D646,215 S	10/2011	De Staercke et al.	

(Continued)

FOREIGN PATENT DOCUMENTS

JP	1419473	7/2011
WO	2009/082394 A1	7/2009

OTHER PUBLICATIONS

Michelin X Line Energy D, www.michelintruck.com, 2 pages, at least as early as Jun. 5, 2013.

(Continued)

Primary Examiner — George D Kirschbaum

(74) *Attorney, Agent, or Firm* — Dority & Manning, P.A.

(57) **CLAIM**

The ornamental design for a tire tread, as shown and described.

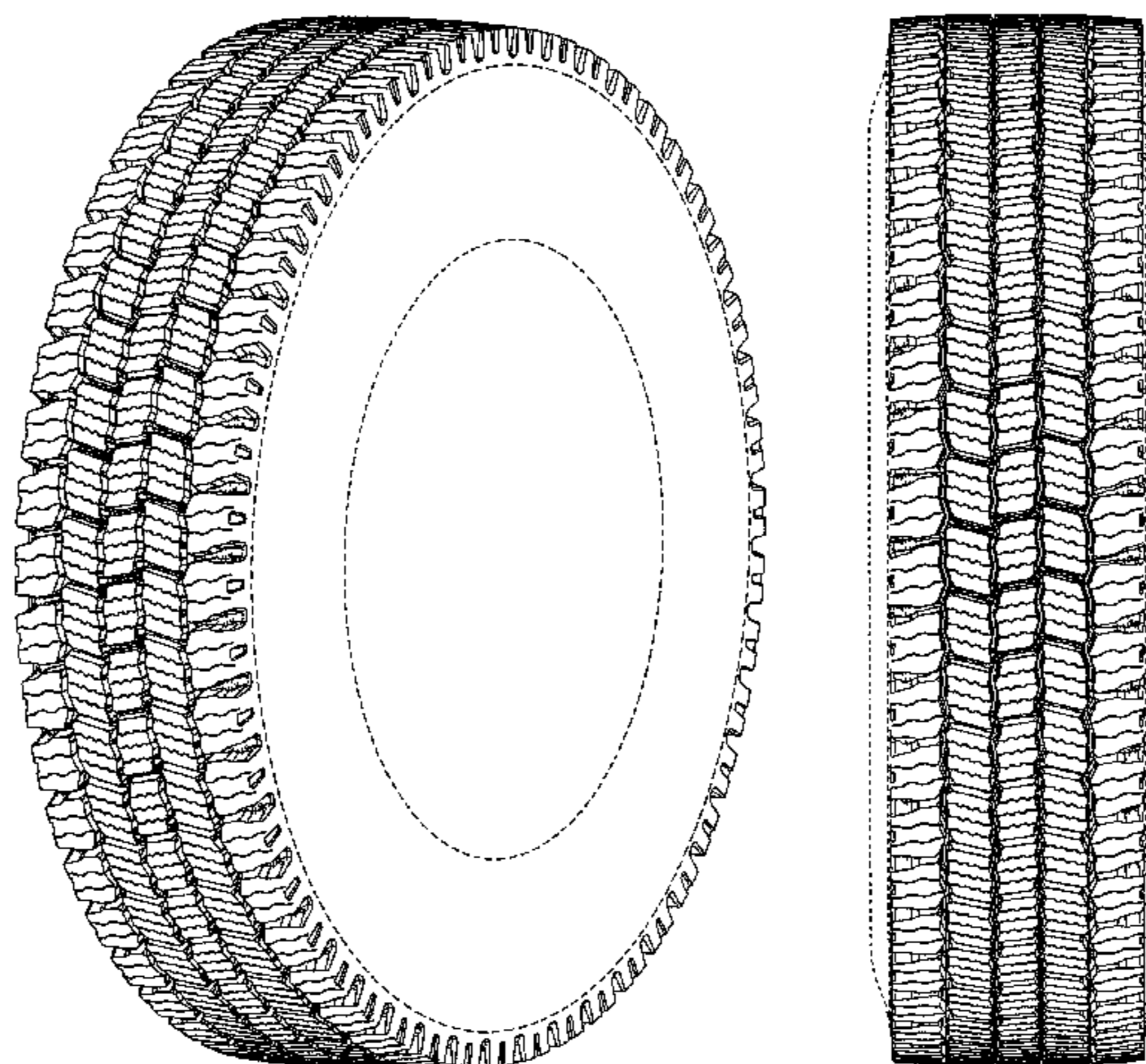
DESCRIPTION

FIG. 1 is a perspective view of a tire tread showing our new design, it being understood that the tread pattern repeats circumferentially throughout the outer circumference and shoulder of the tire, the opposite side perspective being identical thereto;

FIG. 2 is a front elevation view thereof; and, FIG. 3 is a side elevation view of the right side thereof, the left side elevation being identical thereto.

In the drawings, the broken lines defining the sidewall, inner bead and the peripheral boundary between the claimed tire tread and the unclaimed sidewall depict environmental subject matter that forms no part of the claimed design.

1 Claim, 3 Drawing Sheets



(56)

References Cited

U.S. PATENT DOCUMENTS

D647,470 S 10/2011 Bachtel et al.
D662,458 S 6/2012 De Benedittis et al.
D669,420 S 10/2012 Barrett et al.
D676,800 S * 2/2013 Buchinger-Barnstorf ... D12/580

OTHER PUBLICATIONS

Michelin X Multi Energy D, www.michelintruck.com, 2 pages, at least as early as Jun. 5, 2013.

Michelin XDA3, www.michelintruck.com, 2 pages, at least as early as Jun. 5, 2013.

Michelin X One XDN2, www.michelintruck.com, 2 pages, at least as early as Jun. 5, 2013.

Michelin XDA Energy, www.michelintruck.com, 1 page, at least as early as Jun. 5, 2013.

Michelin XDN2, www.michelintruck.com, 2 pages, at least as early as Jun. 5, 2013.

Michelin XDN2 Grip, www.michelintruck.com, 1 page, at least as early as Jun. 5, 2013.

* cited by examiner

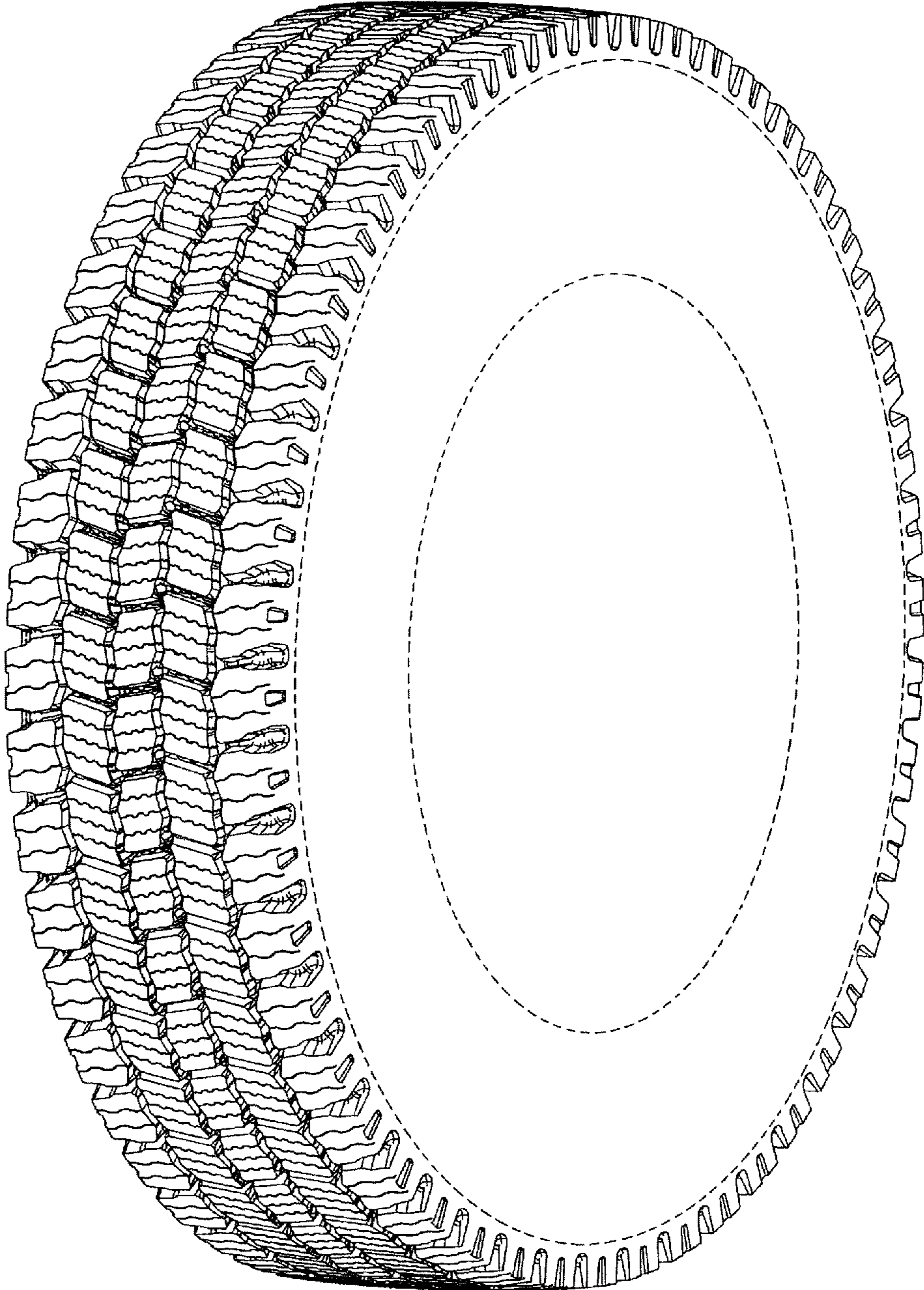


Fig. 1

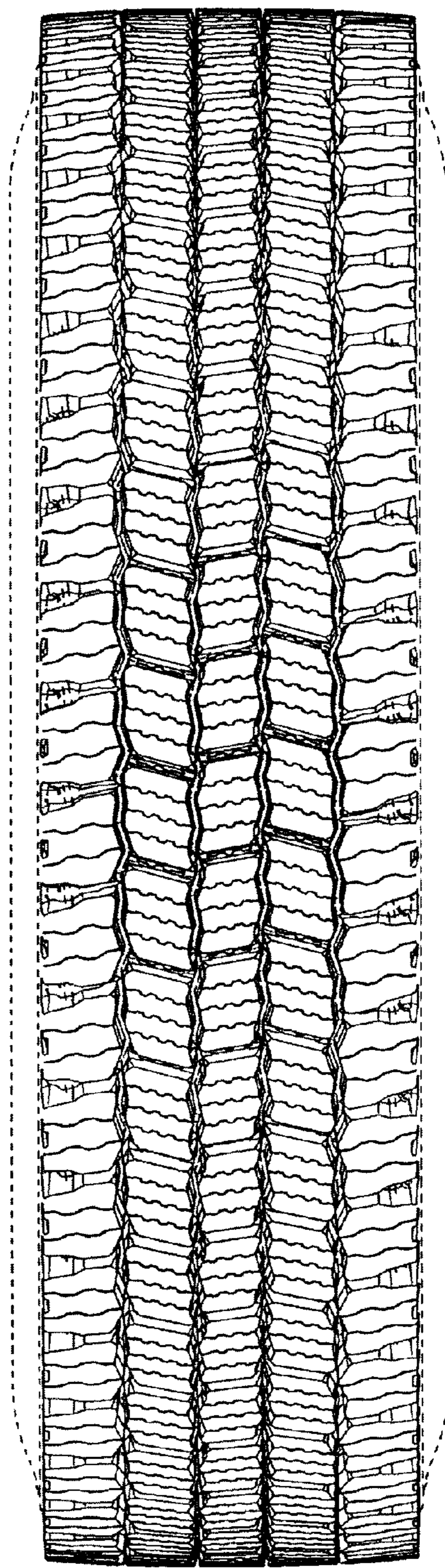


Fig. 2

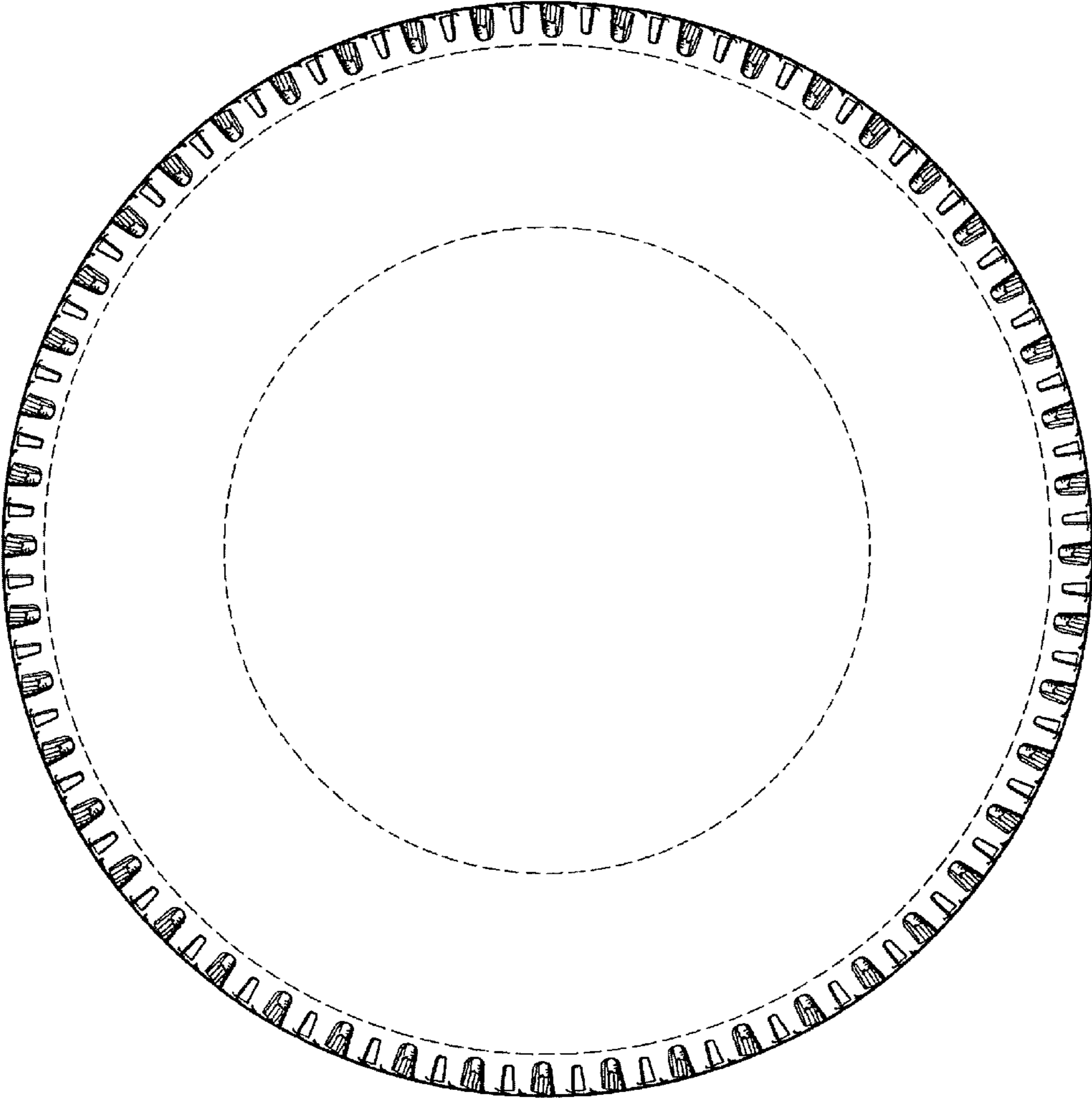


Fig. 3