



US00D735634S

(12) **United States Design Patent**
Taylor

(10) **Patent No.:** **US D735,634 S**

(45) **Date of Patent:** **** Aug. 4, 2015**

(54) **VEHICLE MOUNTED ROLL UP WORK TENT WITH INFLATABLE TUBES**

D583,747 S * 12/2008 Napieraj D12/403
D651,678 S * 1/2012 Muggleton D21/834

* cited by examiner

(71) Applicant: **Ryan Elwood Taylor**, Canmore (CA)

Primary Examiner — Katrina A Betton

(72) Inventor: **Ryan Elwood Taylor**, Canmore (CA)

(74) *Attorney, Agent, or Firm* — Robert L. Farris; Farris Law, P.C.

(**) Term: **14 Years**

(57) **CLAIM**

(21) Appl. No.: **29/471,826**

The ornamental design for a vehicle mounted roll up work tent with inflatable tubes, shown and described.

(22) Filed: **Nov. 5, 2013**

DESCRIPTION

(51) **LOC (10) Cl.** **12-16**

(52) **U.S. Cl.**
USPC **D12/403**

(58) **Field of Classification Search**
USPC D12/401-405; 160/370.12, 370.22,
160/370.23; 280/770; 150/158, 165-167;
296/100.11-100.18, 136.01, 136.05,
296/136.06, 136.07, 95.1, 77.1; 135/88.01,
135/95

See application file for complete search history.

FIG. 1 is a rear end elevation view of the vehicle mounted roll up work tent with inflatable tubes inflated and in an unrolled use condition;

FIG. 2 is a front end elevational view of the vehicle mounted roll up work tent with inflatable tubes inflated and in an unrolled use condition;

FIG. 3 is a top plan view of the vehicle mounted roll up work tent with inflatable tubes inflated and in an unrolled use condition;

FIG. 4 is a bottom view of the vehicle mounted rollup work tent with inflatable tubes inflated and in an unrolled use condition;

FIG. 5 is an outer side wall elevational view of the vehicle mounted roll up work tent with inflatable tubes inflated and in an unrolled use condition; and,

FIG. 6 is an inner side wall elevational view of the vehicle mounted roll up work tent with inflatable tubes inflated and in an unrolled use condition.

In the drawings, the broken lines depict a vehicle and securing mechanisms that form no part of the claimed design.

(56) **References Cited**

U.S. PATENT DOCUMENTS

- D318,446 S * 7/1991 Magyar et al. D12/403
- D352,690 S * 11/1994 Schorr D12/403
- D382,248 S * 8/1997 Long D12/403
- D397,669 S * 9/1998 Komick D12/403
- D516,497 S * 3/2006 Napieraj D12/403
- D583,746 S * 12/2008 Napieraj D12/403

1 Claim, 6 Drawing Sheets

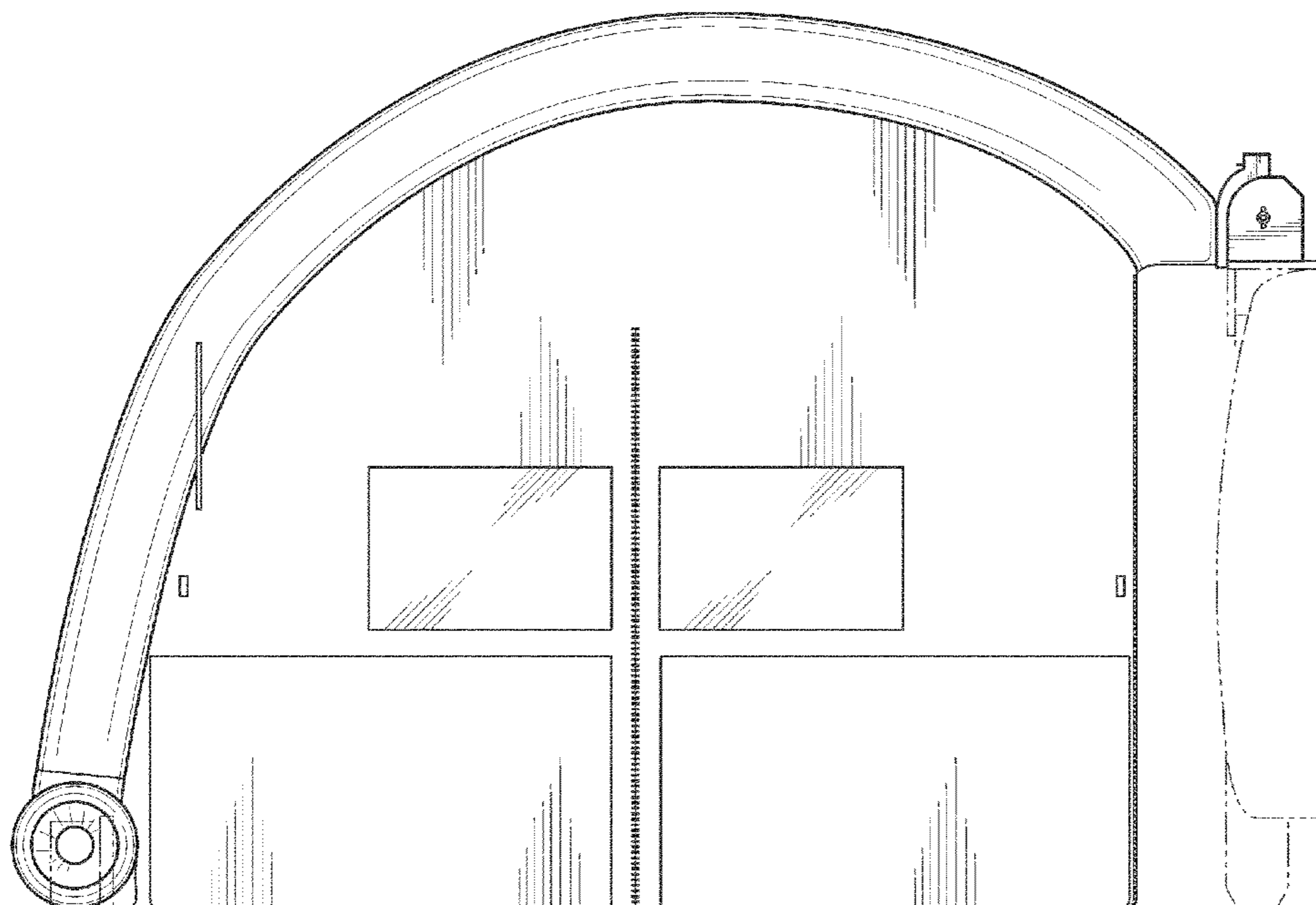
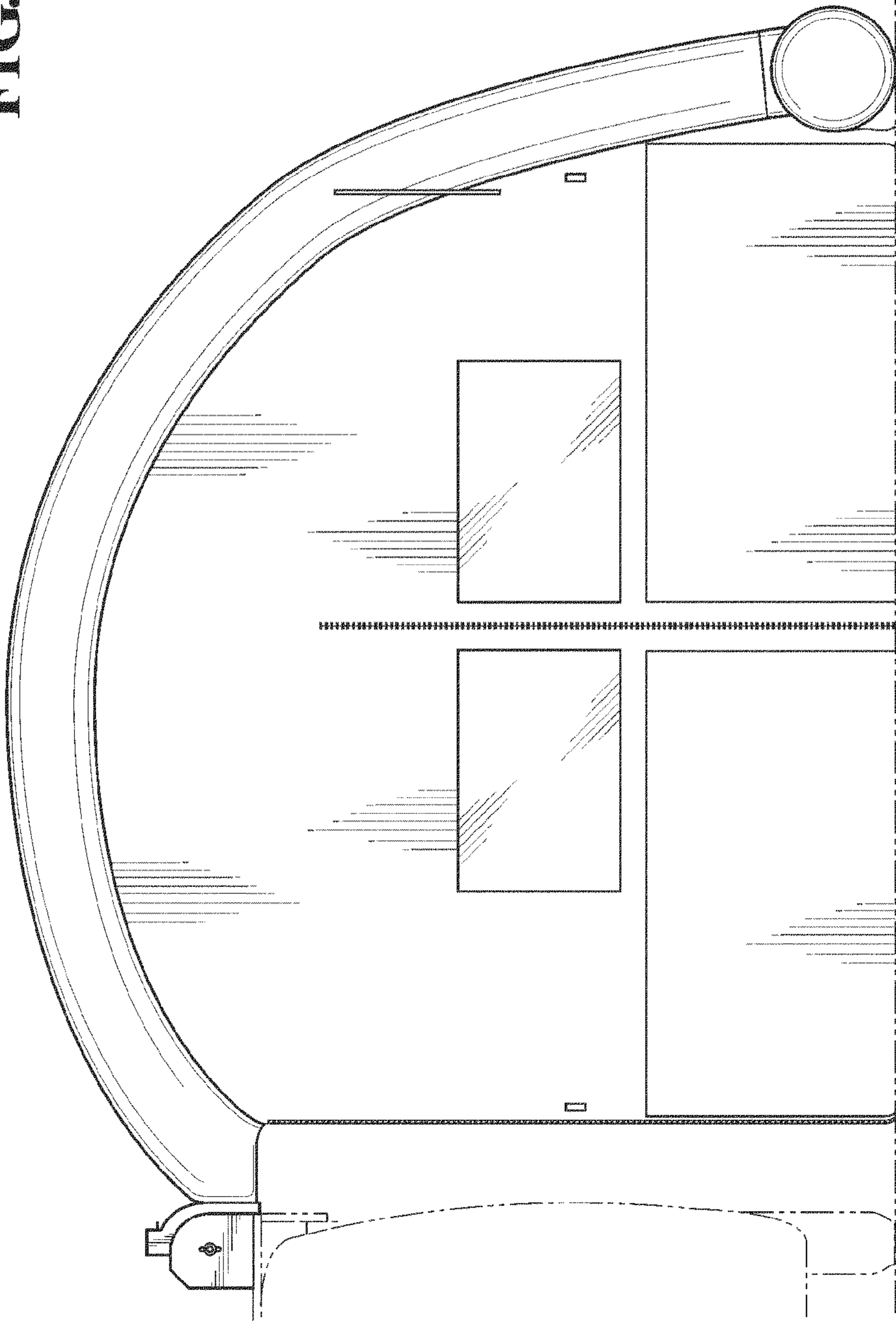


FIG. 1



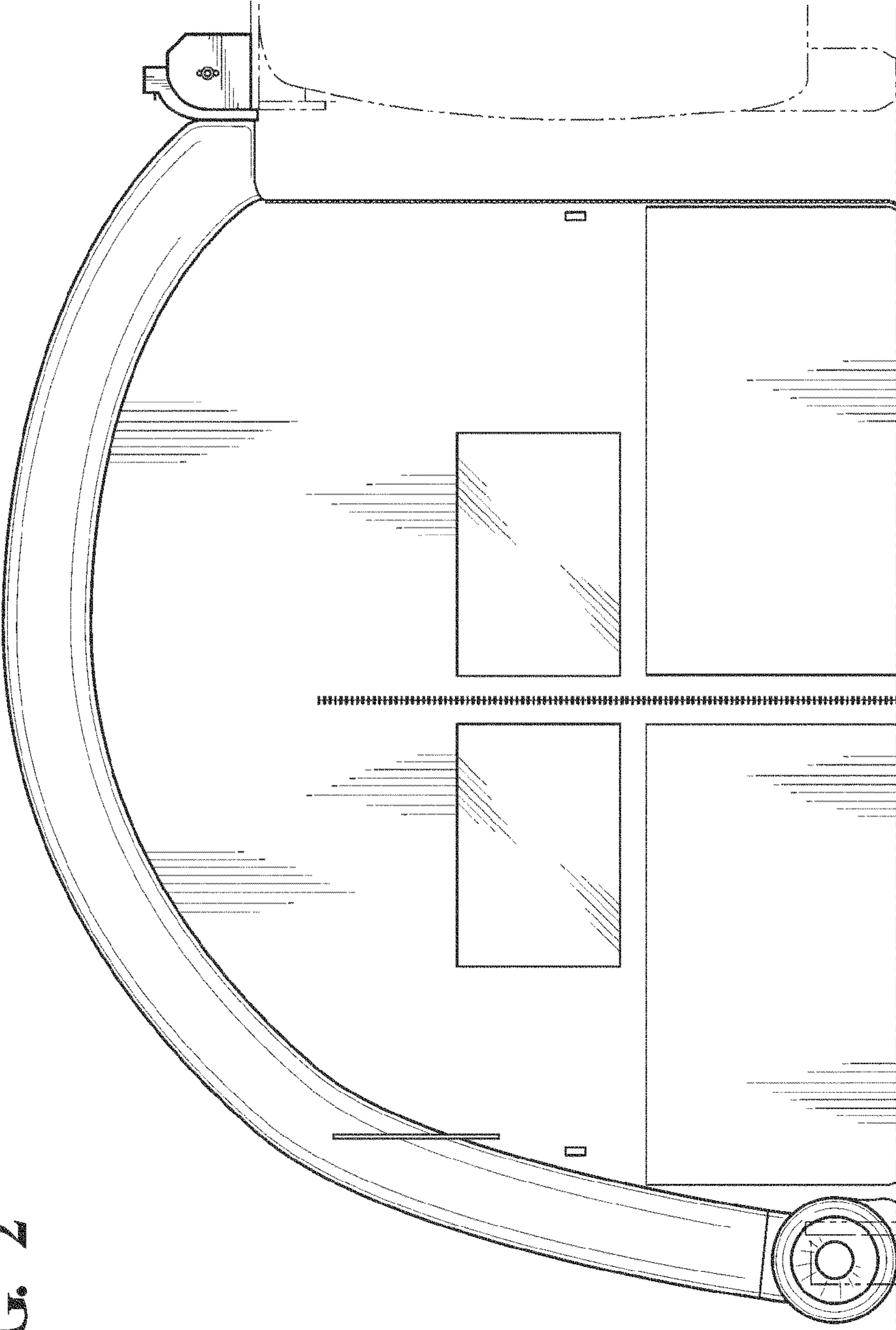


FIG. 2

FIG. 3




FIG. 4




FIG. 5




FIG. 6

