



US00D735633S

(12) **United States Design Patent**
Viala et al.

(10) **Patent No.:** **US D735,633 S**
(45) **Date of Patent:** **** Aug. 4, 2015**

(54) **AIRCRAFT**

(56) **References Cited**

(71) Applicant: **Airbus**, Blagnac (FR)

U.S. PATENT DOCUMENTS

(72) Inventors: **Stephane Viala**, Blagnac (FR); **Jason Zaneboni**, Blagnac (FR); **Bruno Saint-Jalmes**, Blagnac (FR)

3,936,017	A *	2/1976	Blythe et al.	244/110 B
D530,658	S *	10/2006	Vigneron et al.	D12/319
D594,808	S *	6/2009	Cazals	D12/345
D616,354	S *	5/2010	Saint-Jalmes et al.	D12/345
D622,206	S *	8/2010	Gall	D12/345
D630,996	S *	1/2011	Gall et al.	D12/319
D634,696	S *	3/2011	Saint-Jalmes et al.	D12/345
8,011,613	B2 *	9/2011	Belleville	244/1 N
8,074,924	B2 *	12/2011	Cros	244/55
8,152,095	B2 *	4/2012	Cazals et al.	244/55
8,196,860	B2 *	6/2012	Gall et al.	244/55
8,313,055	B2 *	11/2012	Gall et al.	244/55
8,523,101	B2 *	9/2013	Cazals et al.	244/12.5

(73) Assignee: **Airbus SAS**, Blagnac (FR)

(**) Term: **14 Years**

(21) Appl. No.: **29/476,693**

(22) Filed: **Dec. 16, 2013**

* cited by examiner

(30) **Foreign Application Priority Data**

Primary Examiner — Martie K Holtje

Jun. 14, 2013 (EM) 002255935

(74) *Attorney, Agent, or Firm* — Greer, Burns & Crain Ltd.

(51) **LOC (10) Cl.** **12-07**

(57) **CLAIM**

(52) **U.S. Cl.**

The ornamental design for an aircraft, as shown and described.

USPC **D12/319**; D12/343

DESCRIPTION

(58) **Field of Classification Search**

USPC D12/319–345, 16.1; D21/447, 448, 453

FIG. 1 is a left front perspective view of an aircraft showing our new design;

CPC B64C 3/00; B64C 3/10; B64C 5/00;

FIG. 2 is a front elevational view thereof;

B64C 5/02; B64C 5/06; B64C 5/12; B64C

FIG. 3 is a rear elevational view thereof;

15/02; B64D 27/02; B64D 27/14; B64D

FIG. 4 is a top plan view thereof;

27/16; B64D 27/20; B64D 2027/005; B64D

FIG. 5 is a bottom plan view thereof;

29/04; B64D 33/00; B64D 33/02; B64D

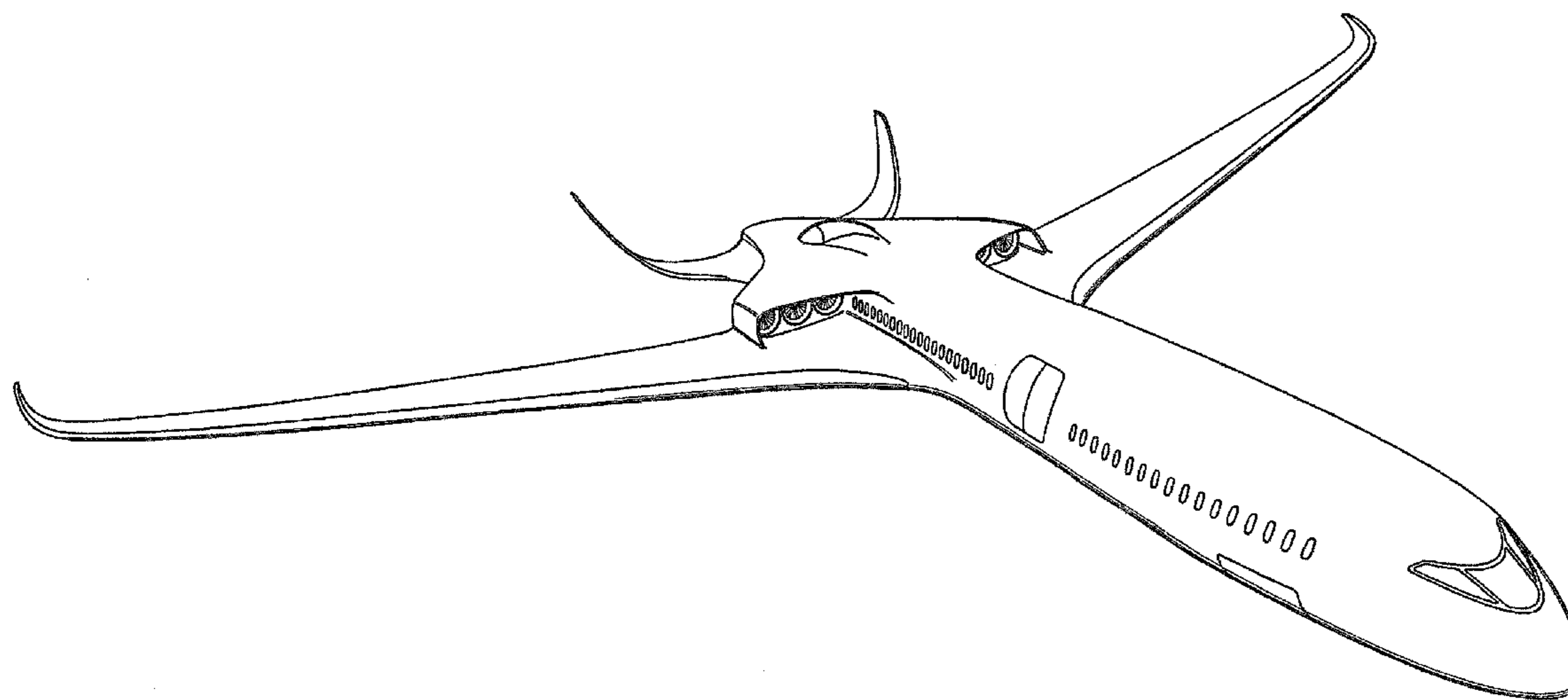
FIG. 6 is a right side elevational view thereof; and,

33/04; B64D 33/08

FIG. 7 is a left side elevational view thereof.

See application file for complete search history.

1 Claim, 7 Drawing Sheets



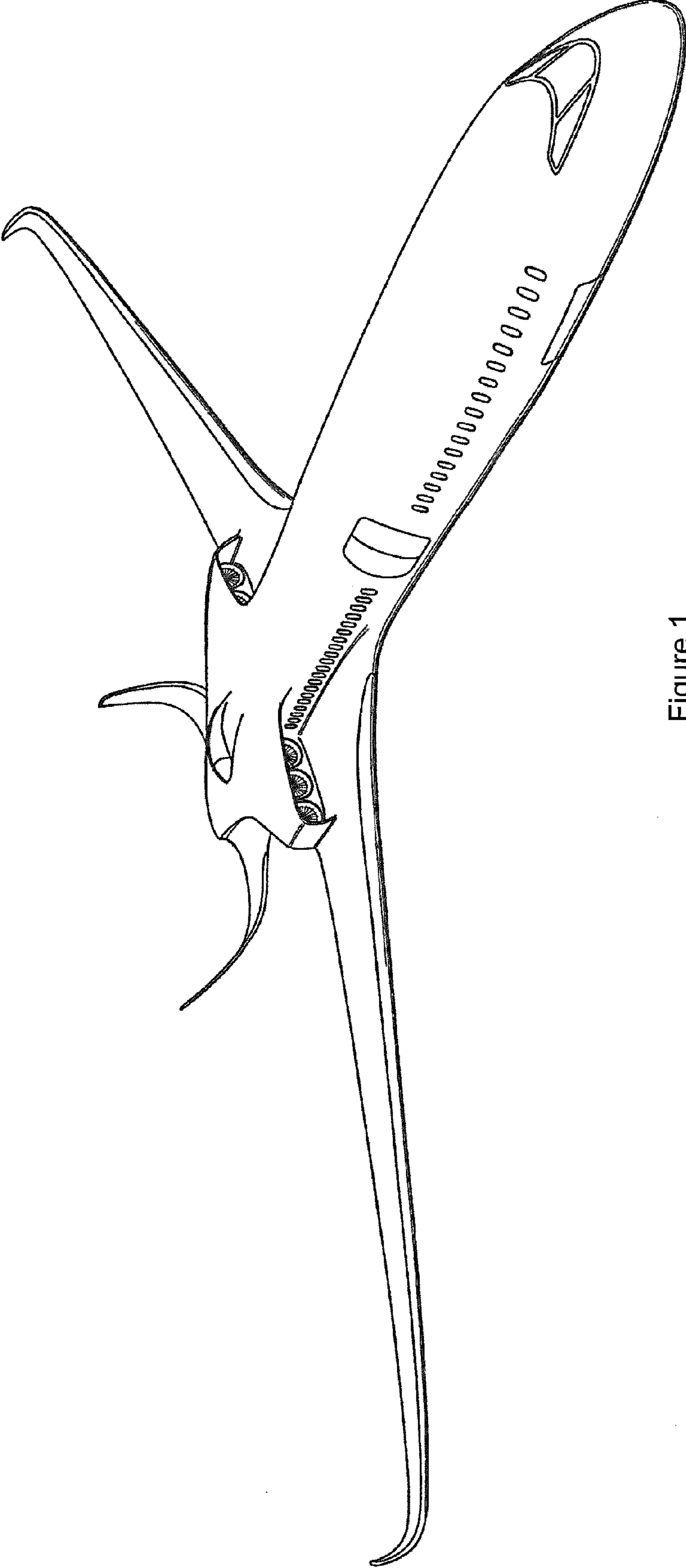


Figure 1

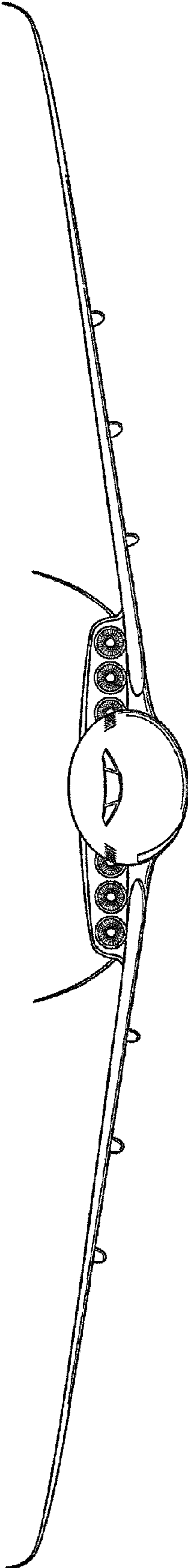


Figure 2

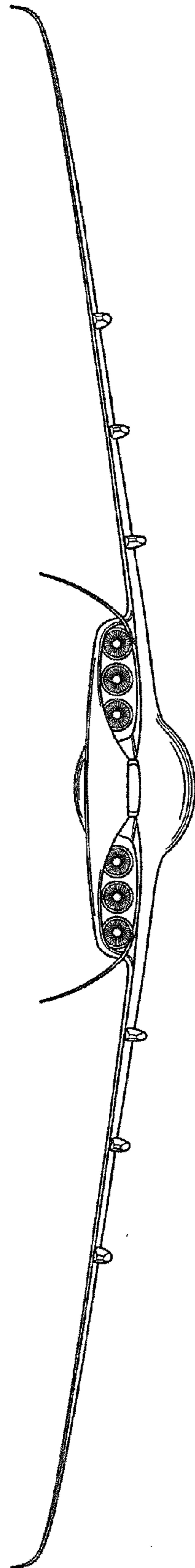


Figure 3

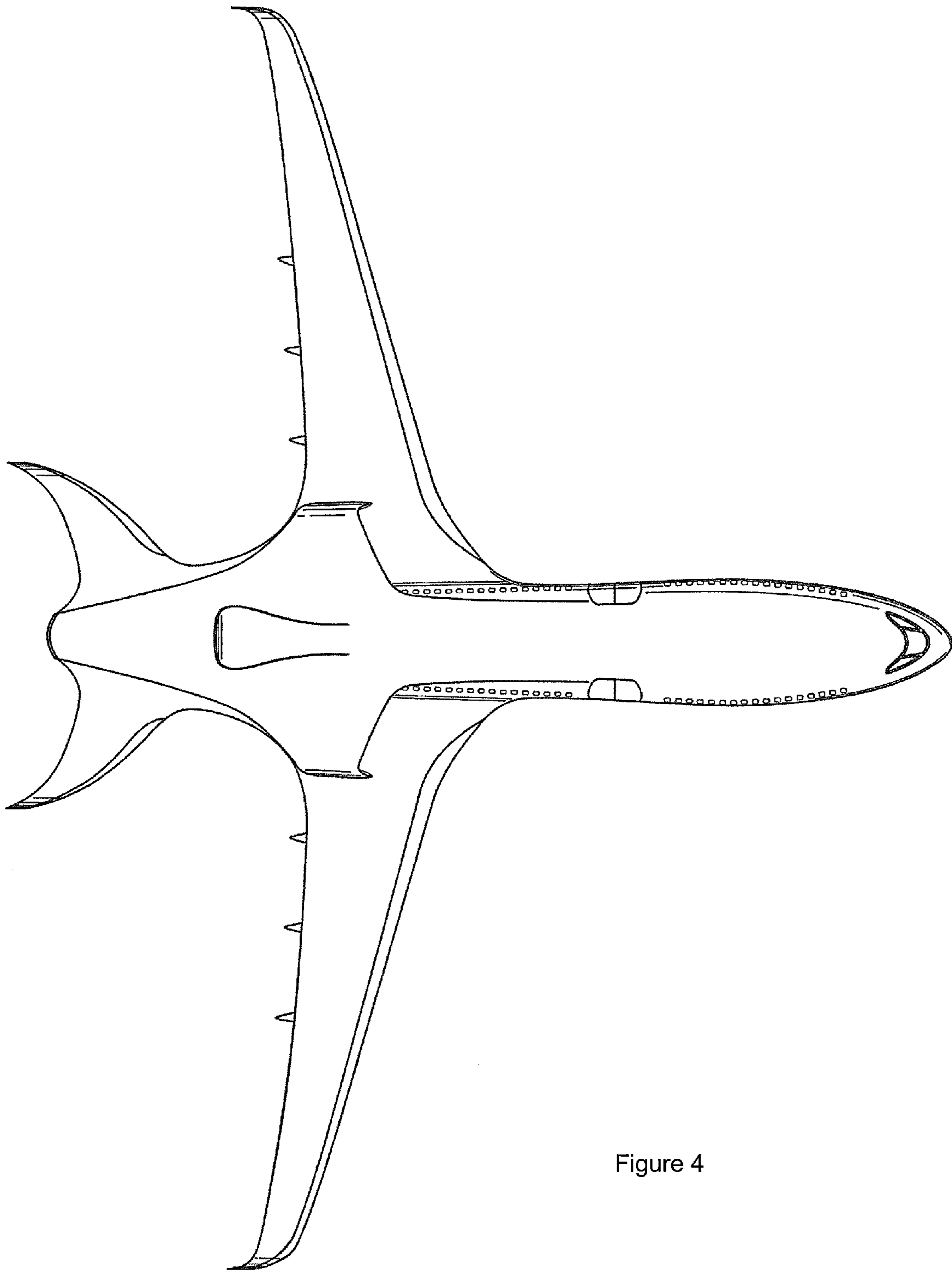


Figure 4

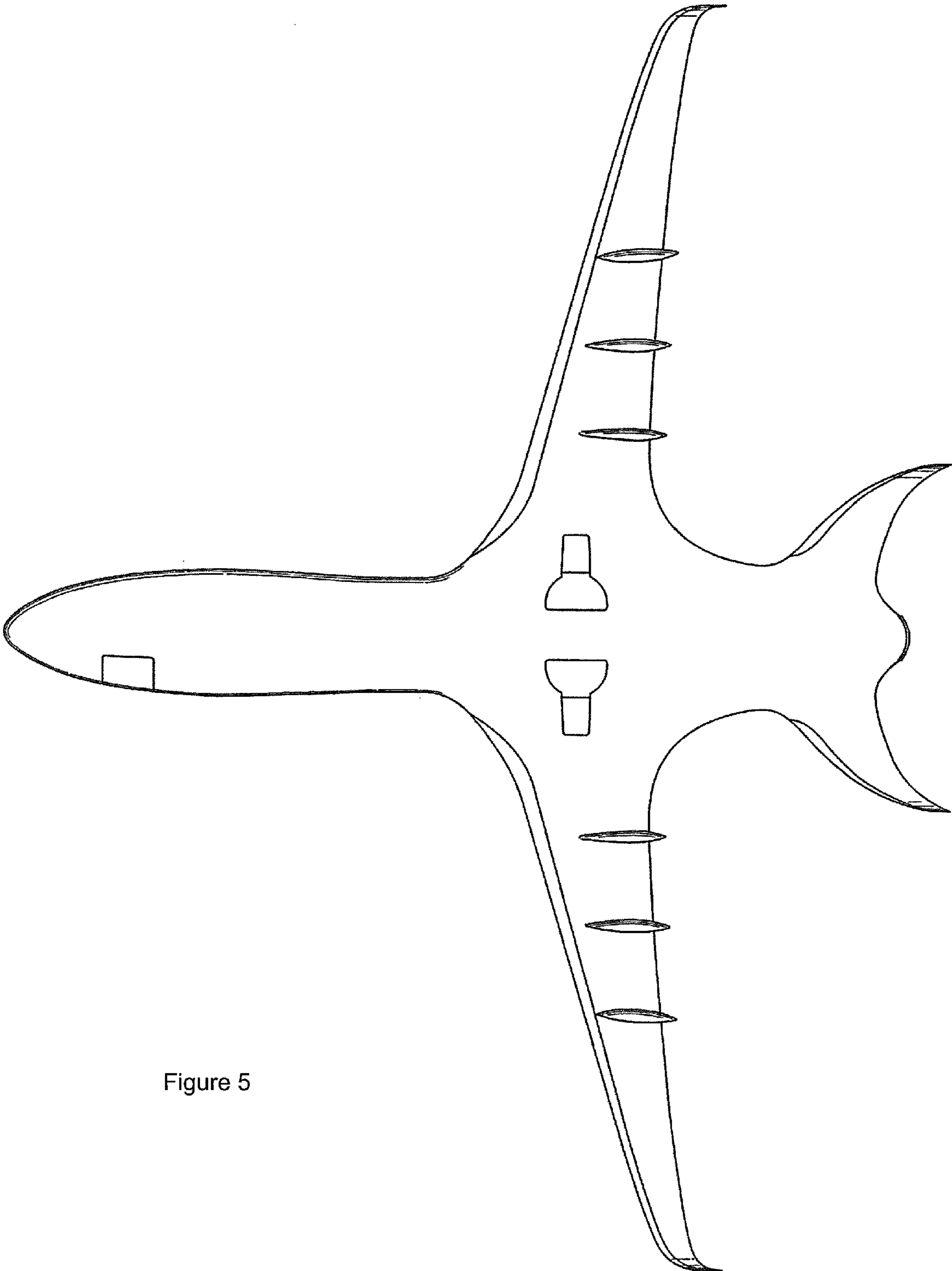


Figure 5

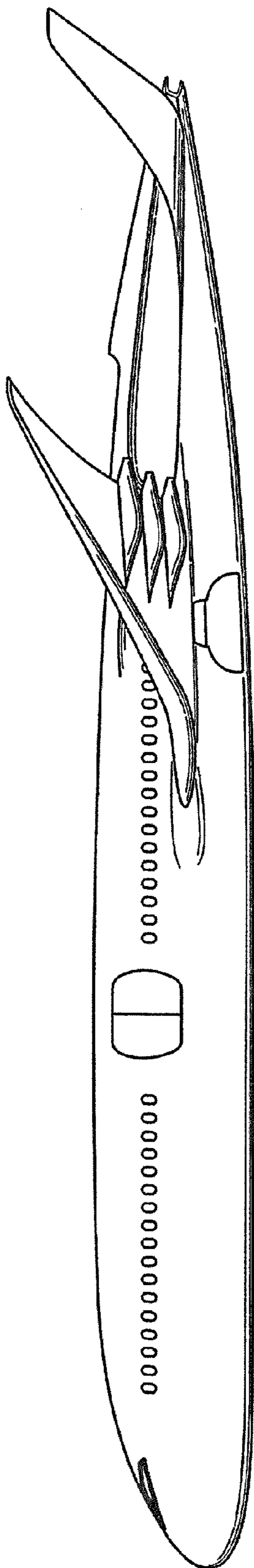


Figure 6

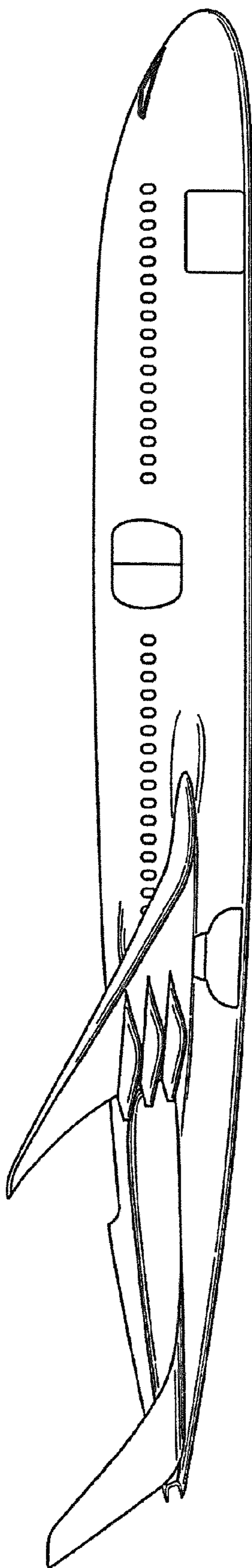


Figure 7