



US00D735619S

(12) **United States Design Patent**
Lawson et al.

(10) **Patent No.:** **US D735,619 S**

(45) **Date of Patent:** **** *Aug. 4, 2015**

(54) **BICYCLE FRAME**

(71) Applicant: **Frogbikes Ltd.**, Englefield Green (GB)

(72) Inventors: **Shelley Lawson**, Englefield Green (GB);
Justin le Roux, Capetown (ZA)

(73) Assignee: **FROGBIKES LTD.**, Englefield Green (GB)

(*) Notice: This patent is subject to a terminal disclaimer.

(**) Term: **14 Years**

(21) Appl. No.: **29/470,796**

(22) Filed: **Oct. 25, 2013**

(51) **LOC (10) Cl.** **12-11**

(52) **U.S. Cl.**
USPC **D12/111**

(58) **Field of Classification Search**

USPC 280/284, 281.1, 274, 288, 285, 283,
280/288.3, 282, 279, 220, 221, 288.2, 287,
280/278, 275, 288.4, 124.134, 276, 240,
280/256, 286, 265, 268, 271, 257, 210;
29/434, 428, 897.2; 474/116; D12/111,
D12/108, 124, 169, 113, 112; 156/173, 294;
224/425, 426, 419; 301/124.2;
180/227, 68.5, 220; D21/432, 419,
D21/663, 435, 662, 538; 74/594.3, 527;
16/44; 220/737

See application file for complete search history.

(56) **References Cited**

U.S. PATENT DOCUMENTS

| | | | | | |
|--------------|------|---------|--------------------|-------|-----------|
| 5,054,802 | A * | 10/1991 | Smith | | 280/279 |
| D419,111 | S * | 1/2000 | Allen et al. | | D12/111 |
| D420,942 | S * | 2/2000 | Chen | | D12/111 |
| D428,830 | S * | 8/2000 | Brummer | | D12/111 |
| D510,547 | S * | 10/2005 | Blankenship et al. | | D12/111 |
| D512,664 | S * | 12/2005 | Schreier | | D12/111 |
| D644,571 | S * | 9/2011 | Bethlenfalvy | | D12/111 |
| 8,070,175 | B2 * | 12/2011 | White | | 280/274 |
| D688,599 | S * | 8/2013 | Silva | | D12/111 |
| 2010/0320721 | A1 * | 12/2010 | Chung | | 280/281.1 |
| 2011/0042917 | A1 * | 2/2011 | Cleveland | | 280/288 |

* cited by examiner

Primary Examiner — Robert M Spear

Assistant Examiner — Ryan Harvey

(74) *Attorney, Agent, or Firm* — K&L Gates LLP

(57) **CLAIM**

We claim the ornamental design for a bicycle frame, as shown and described.

DESCRIPTION

FIG. 1 is a front-left perspective view from an elevated position of a bicycle frame.

FIG. 2 is a front elevation view thereof.

FIG. 3 is a rear elevation view thereof.

FIG. 4 is a left elevation view thereof.

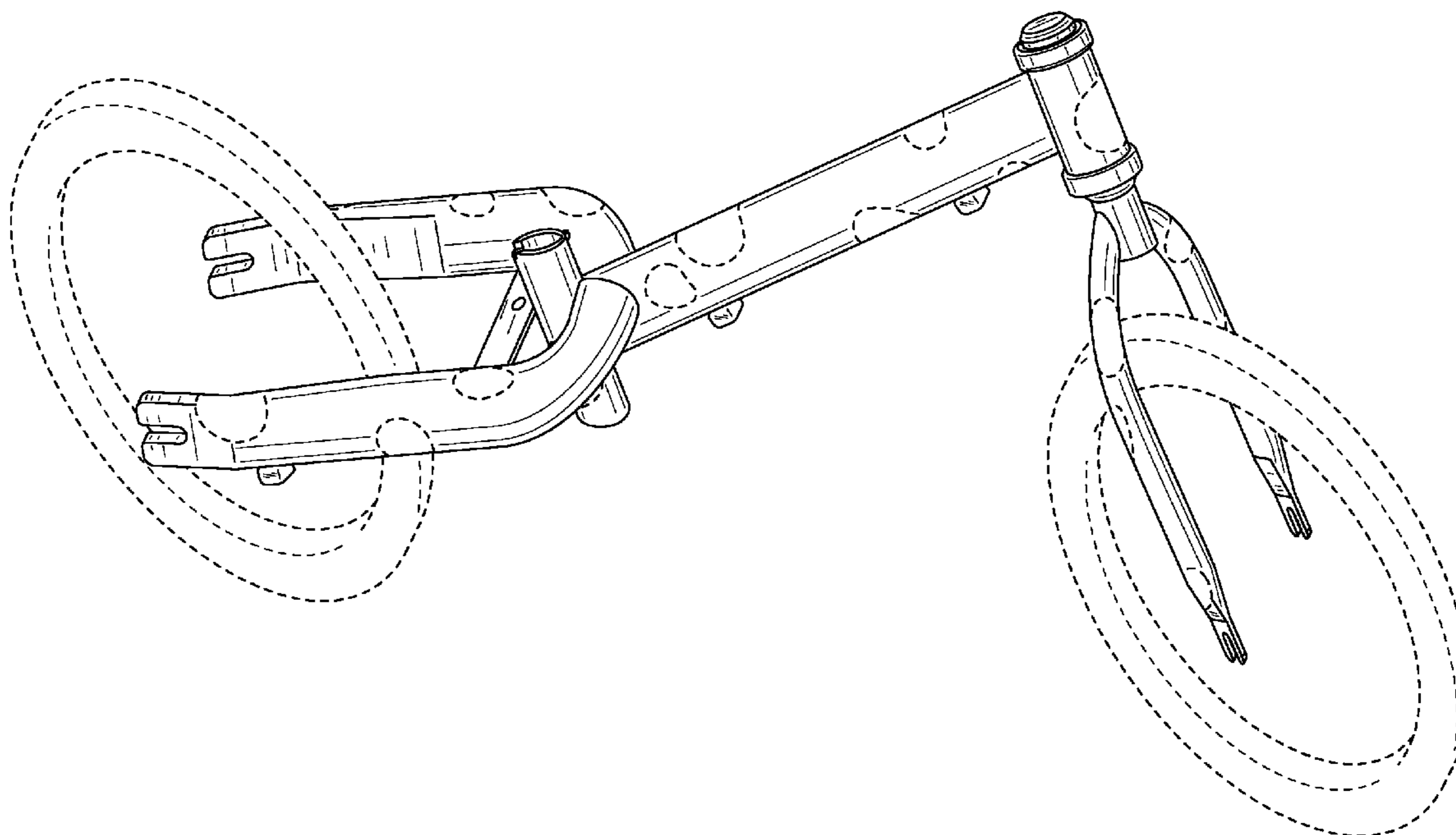
FIG. 5 is a right elevation view thereof.

FIG. 6 is a top plan view thereof; and,

FIG. 7 is a bottom view thereof.

In all figures, broken lines illustrate environmental structures and form no part of the claimed design.

1 Claim, 7 Drawing Sheets



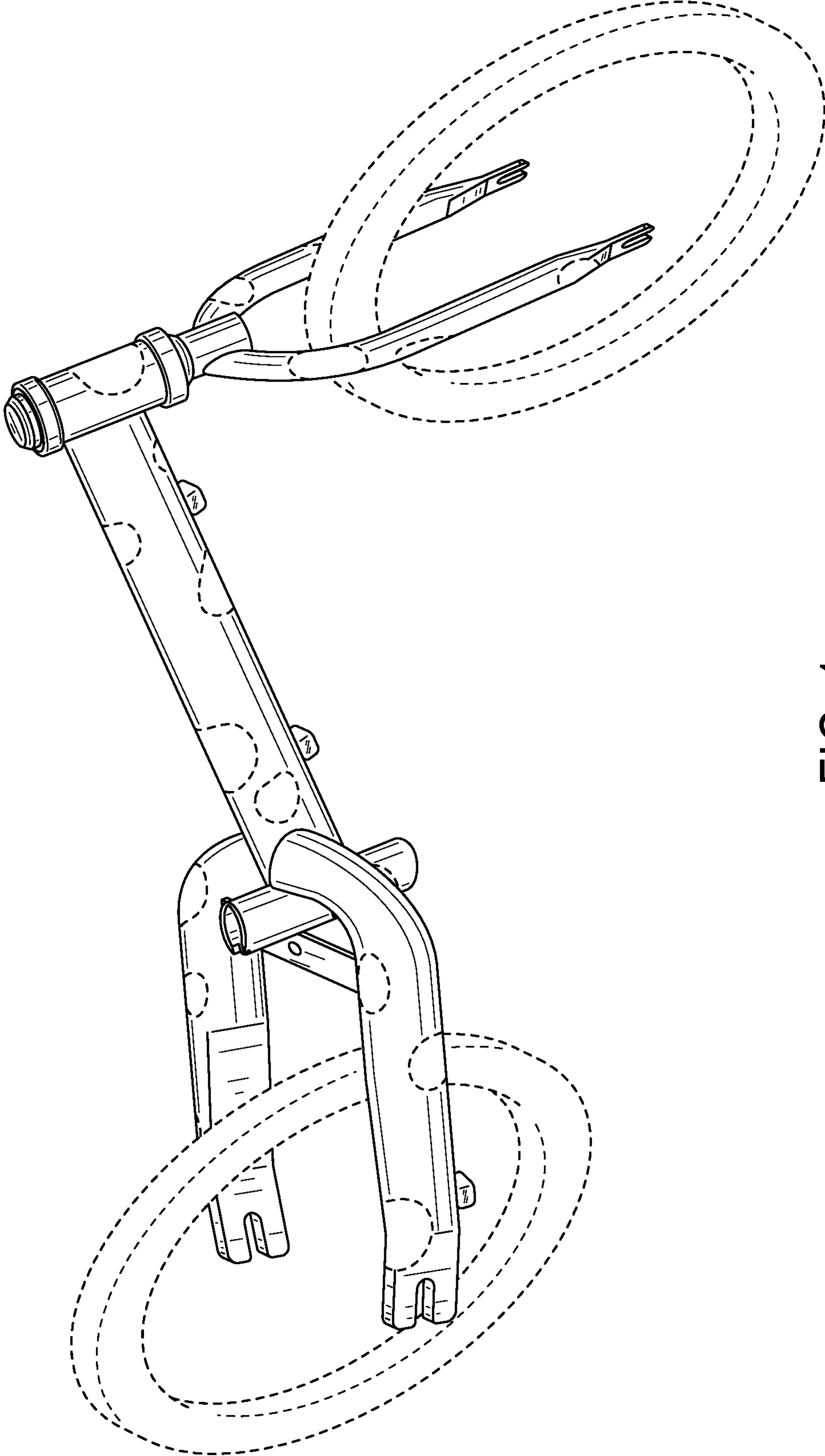


FIG. 1

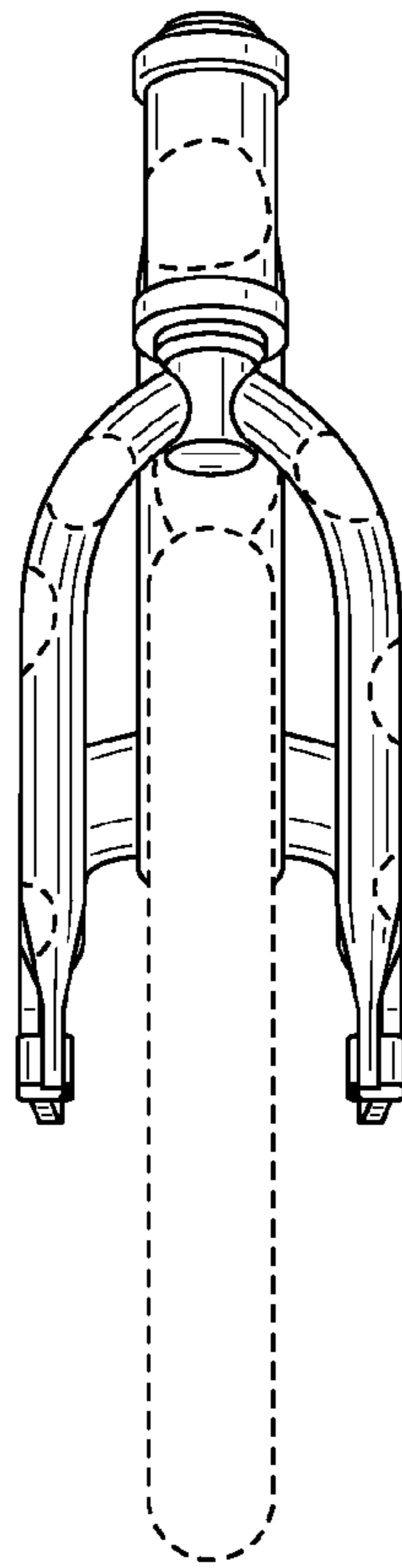


FIG. 2

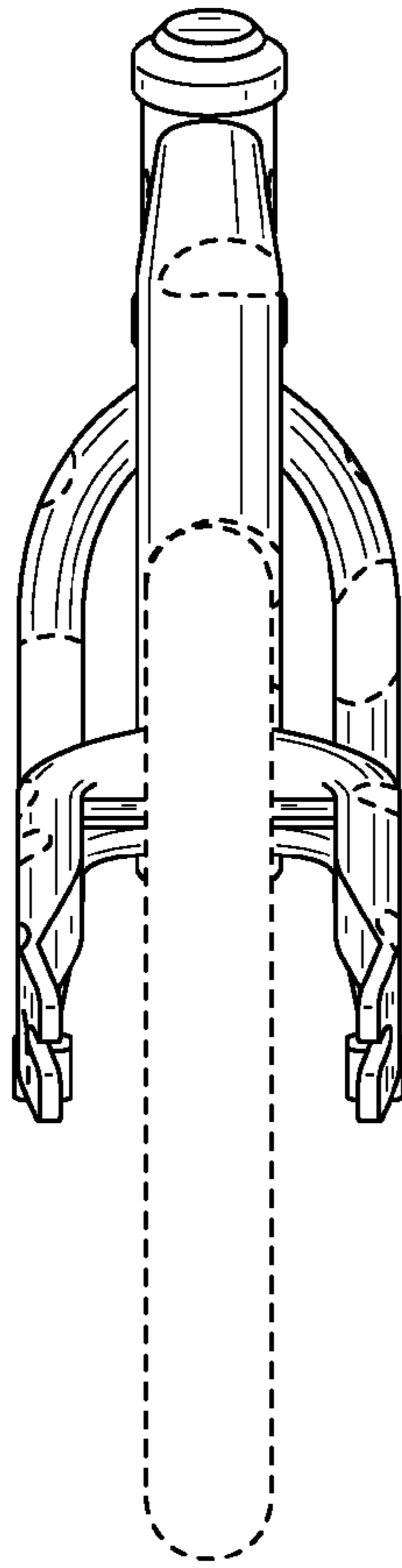


FIG. 3

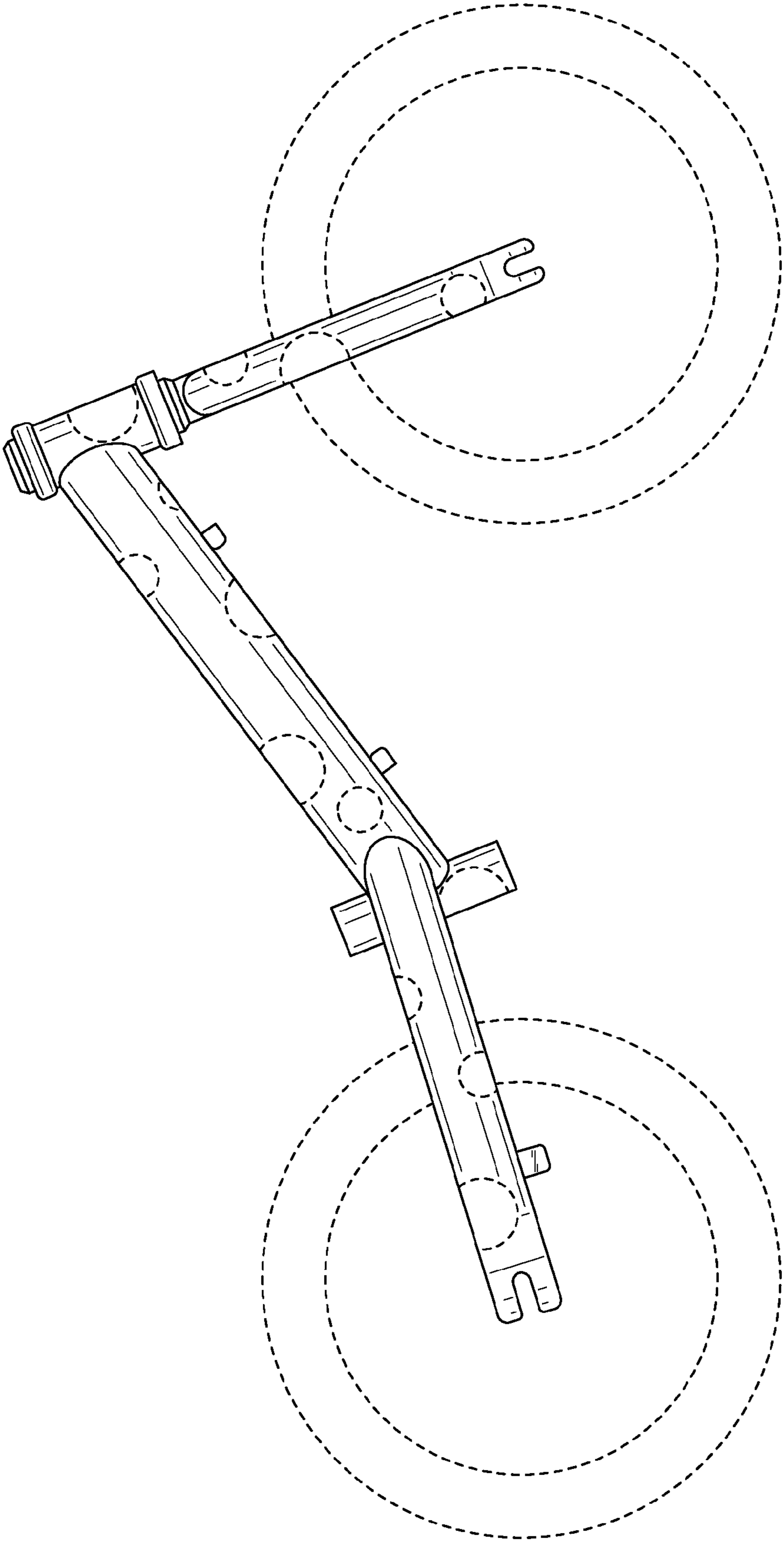


FIG. 4

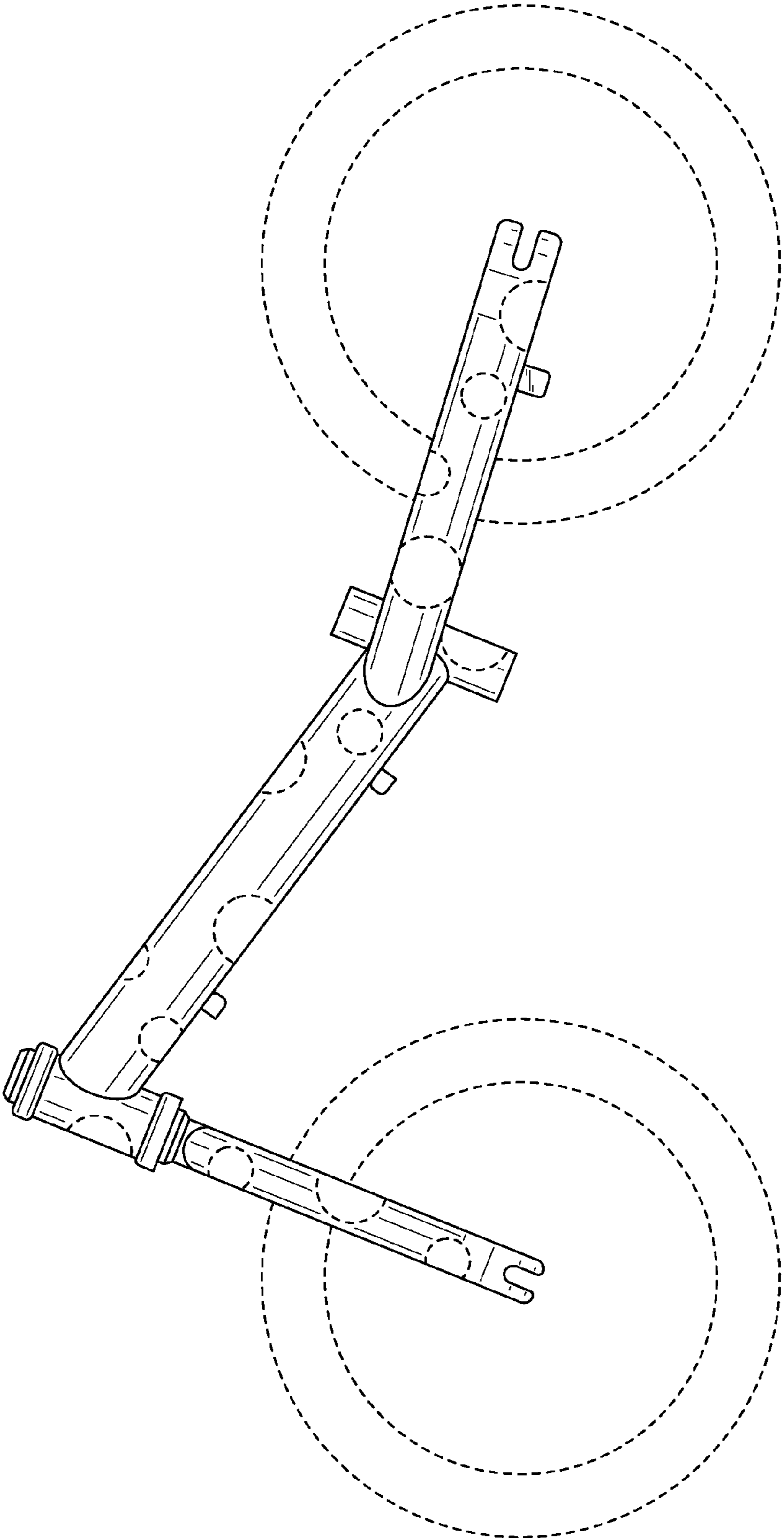


FIG. 5

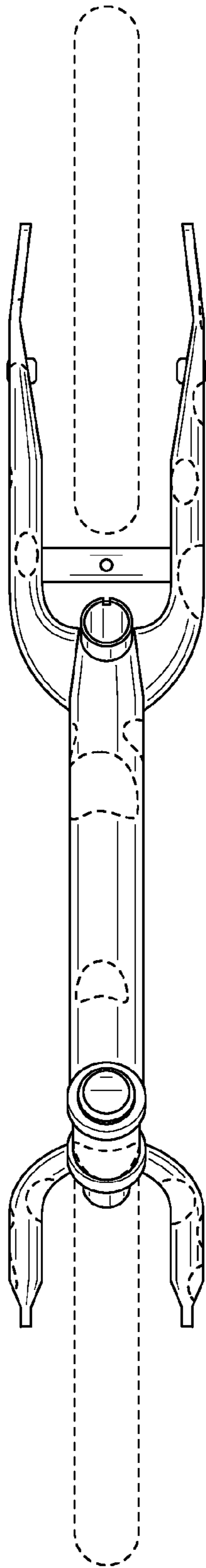


FIG. 6

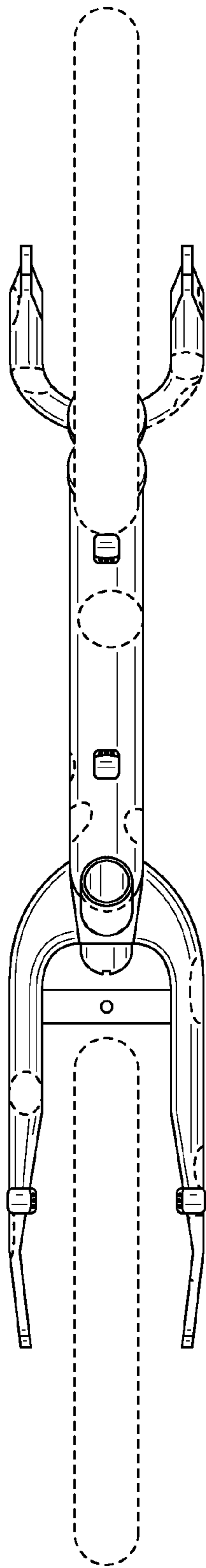


FIG. 7