



US00D735609S

(12) **United States Design Patent**
Barckmann et al.

(10) **Patent No.:** **US D735,609 S**

(45) **Date of Patent:** **** Aug. 4, 2015**

(54) **PERSONAL VEHICLE**

(75) Inventors: **Johannes Barckmann**, Fulda (DE);
Thomas Hasenauer, Fulda (DE)

(73) Assignee: **SCARPAR PTY LTD**, Toomina, New
South Wales (AU)

(**) Term: **14 Years**

(21) Appl. No.: **29/418,758**

(22) Filed: **Apr. 20, 2012**

(30) **Foreign Application Priority Data**

Oct. 20, 2011 (AU) 14752/2011
Oct. 31, 2011 (AU) 14906/2011

(51) **LOC (10) Cl.** **12-14**

(52) **U.S. Cl.**
USPC **D12/9**

(58) **Field of Classification Search**

USPC D12/7, 110, 111, 9, 112, 307, 400, 86,
D12/85, 88, 1; D21/533; 180/182, 190,
180/184-186, 9.25, 180, 219, 193, 194,
180/9.44, 9.1, 181; 280/845, 14.28

See application file for complete search history.

(56) **References Cited**

U.S. PATENT DOCUMENTS

4,307,788 A * 12/1981 Shelton 180/181
5,516,126 A * 5/1996 Myers 280/14.28
6,435,290 B1 * 8/2002 Justus et al. 180/9.1
D476,599 S * 7/2003 Whittington D12/7
D567,712 S * 4/2008 Brazier D12/8
D612,766 S * 3/2010 Boivin D12/7

7,784,571 B2 * 8/2010 Brazier 180/9.44
7,870,914 B2 * 1/2011 Todd et al. 180/9.1
7,900,723 B2 * 3/2011 Brazier 180/9.44
7,905,310 B2 * 3/2011 Hues 180/180
8,056,656 B2 * 11/2011 Todd et al. 180/9.25
8,205,696 B2 * 6/2012 Brazier 180/9.44
8,844,664 B1 * 9/2014 Decker, Jr. 180/181
2004/0163868 A1 * 8/2004 Decker, Jr. 180/181

* cited by examiner

Primary Examiner — T. Chase Nelson

Assistant Examiner — Ania Aman

(74) *Attorney, Agent, or Firm* — Fraser Clemens Martin &
Miller LLC; James D. Miller

(57) **CLAIM**

The ornamental design for a personal vehicle, as shown and
described.

DESCRIPTION

FIG. 1 is a perspective view of a personal vehicle showing our
new design;

FIG. 2 is a right side elevational view of the personal vehicle
shown in FIG. 1;

FIG. 3 is a left side elevational view of the personal vehicle
shown in FIG. 1;

FIG. 4 is a top plan view of the personal vehicle shown in FIG.
1;

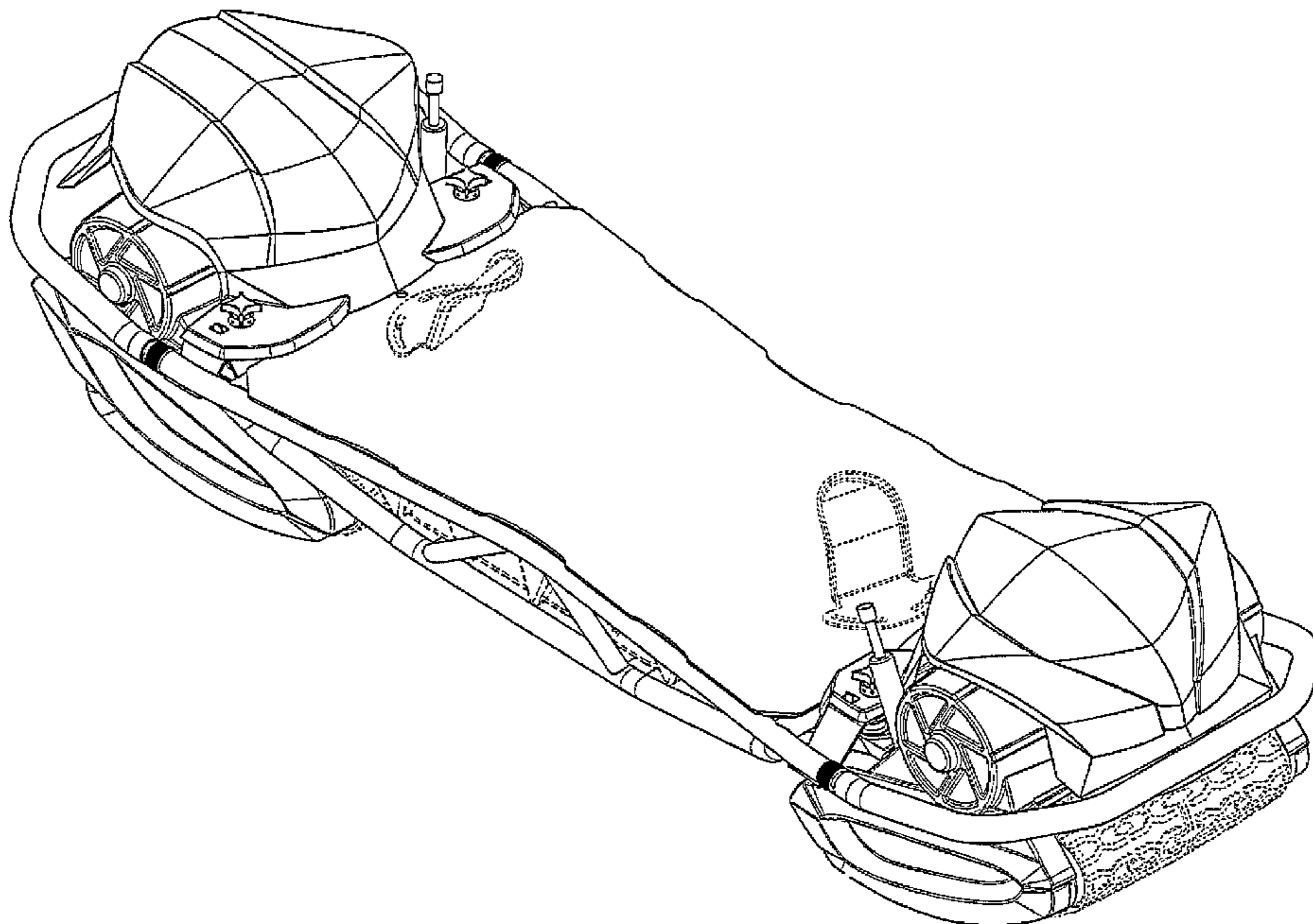
FIG. 5 is a bottom plan view of the personal vehicle shown in
FIG. 1;

FIG. 6 is a front elevational view of the personal vehicle
shown in FIG. 1; and,

FIG. 7 is a rear elevational view of the personal vehicle shown
in FIG. 1.

Any broken lines in the drawings are for illustrative purposes
only and form no part of the claimed design.

1 Claim, 6 Drawing Sheets






FIGURE 1

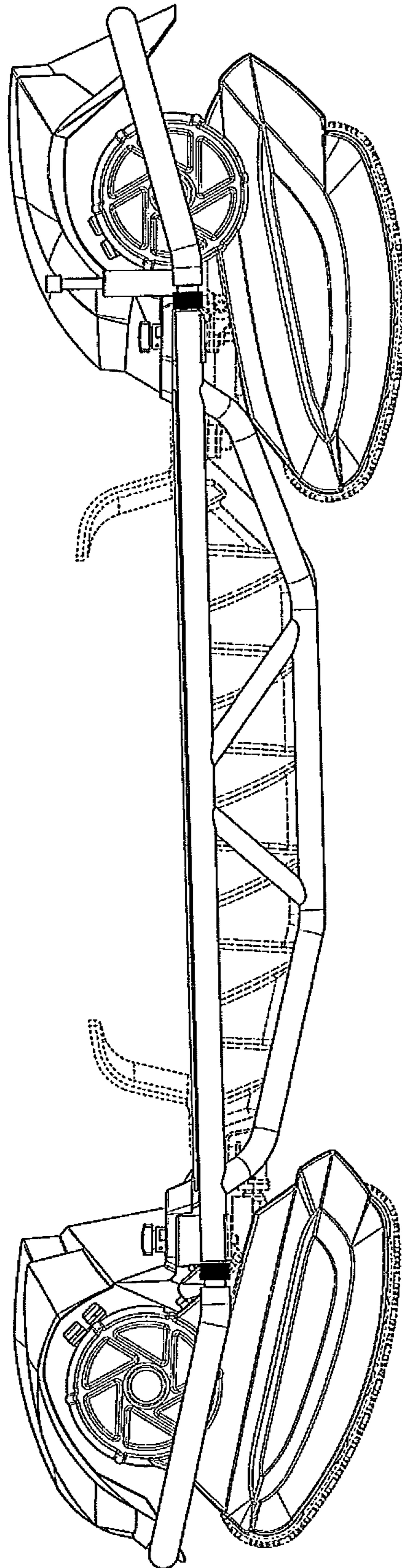


FIGURE 2

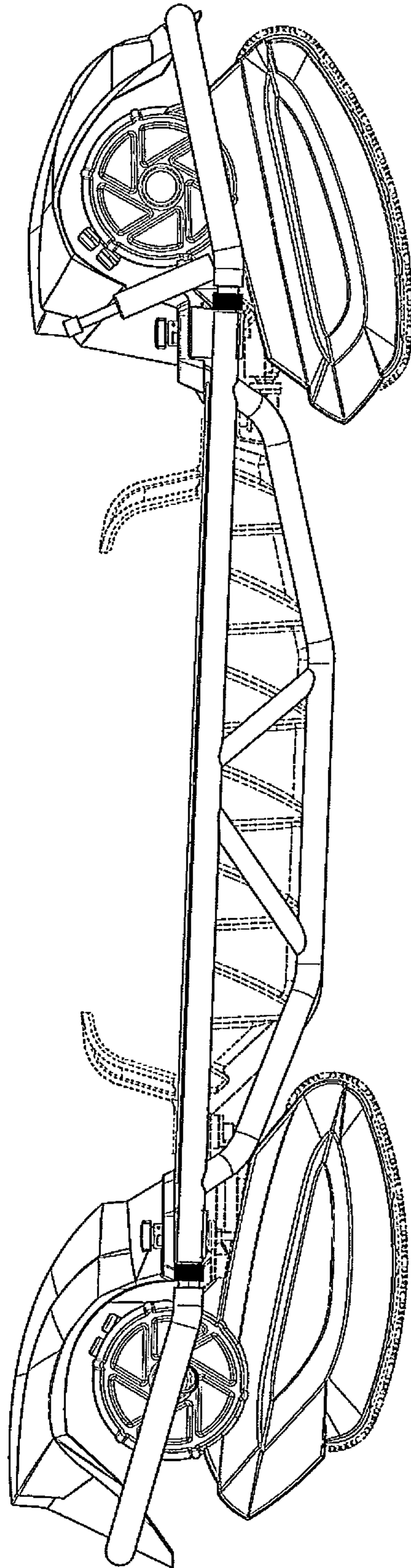


FIGURE 3

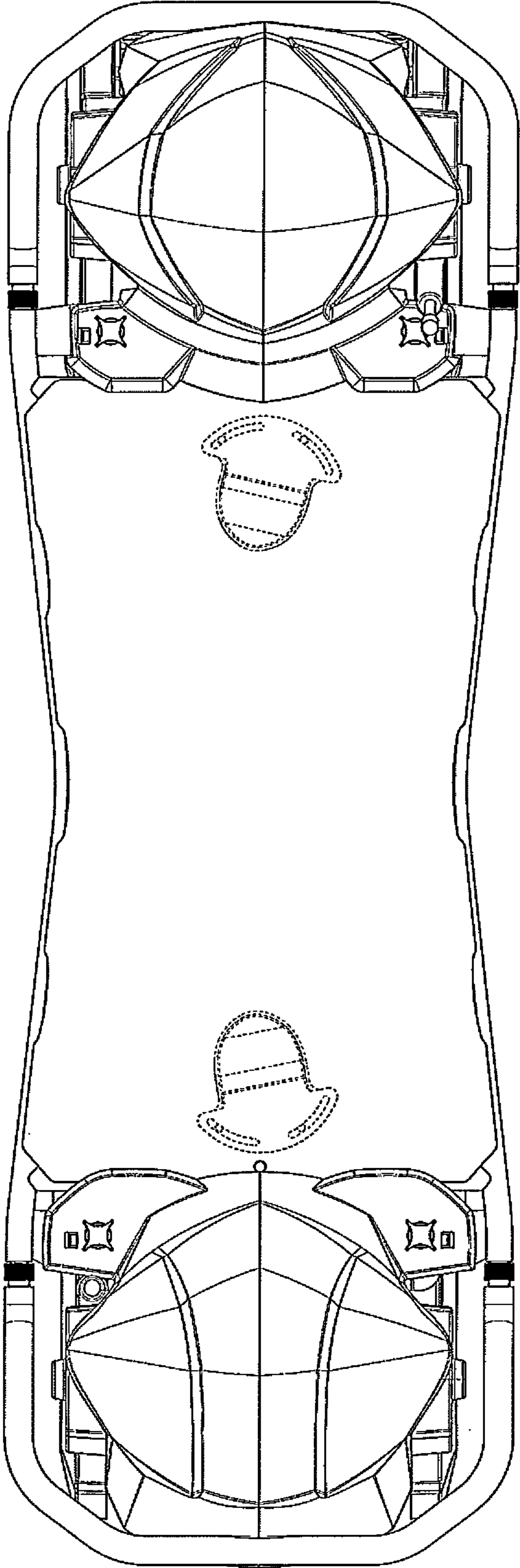


FIGURE 4

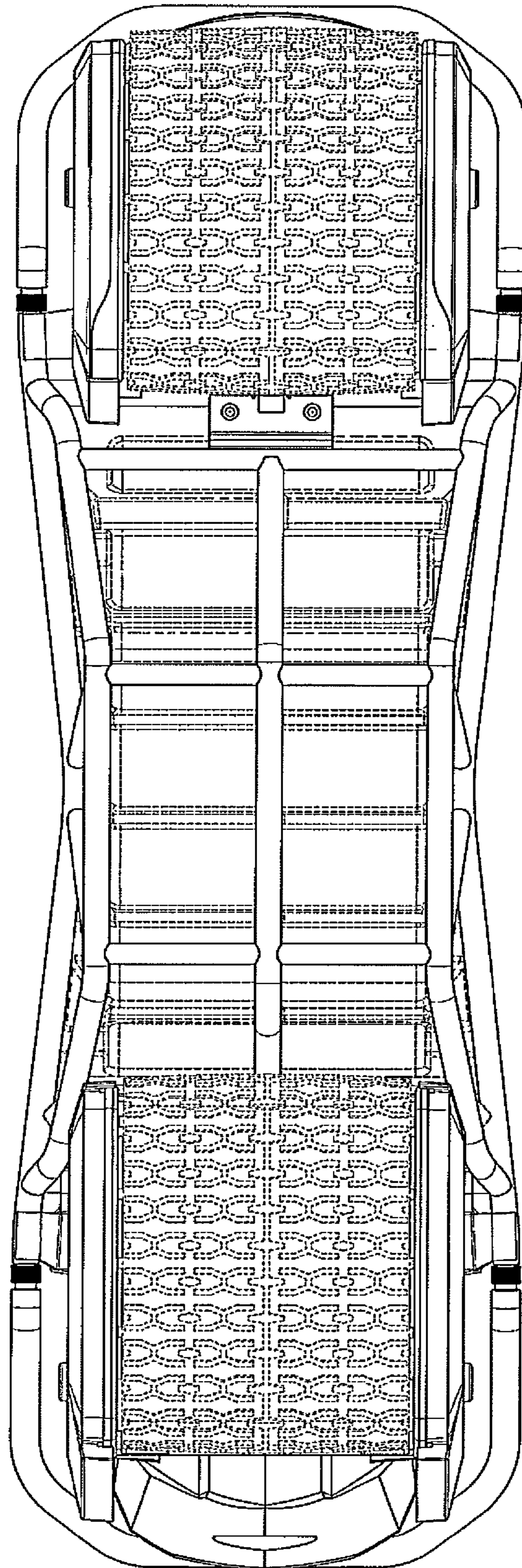


FIGURE 5

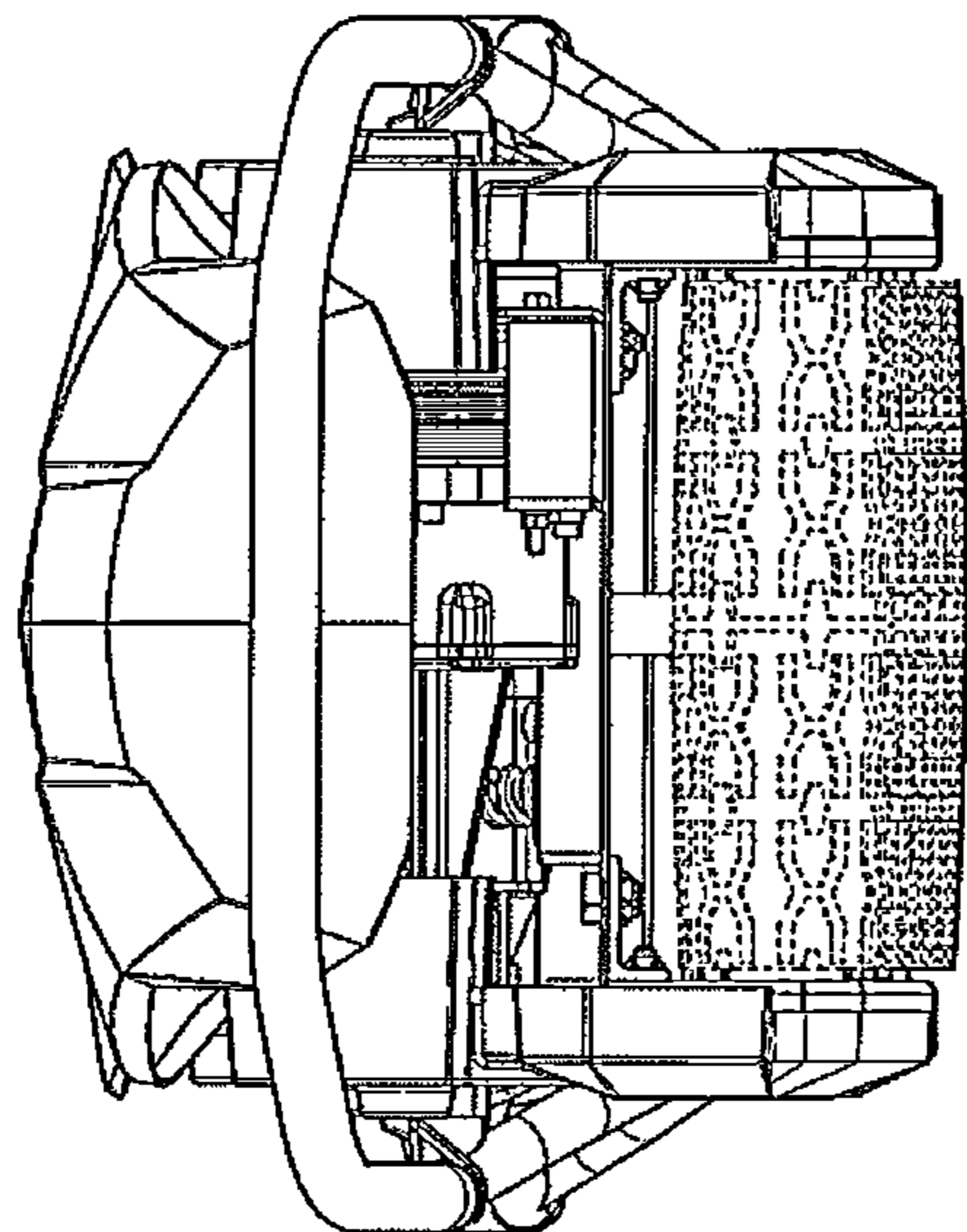


FIGURE 7

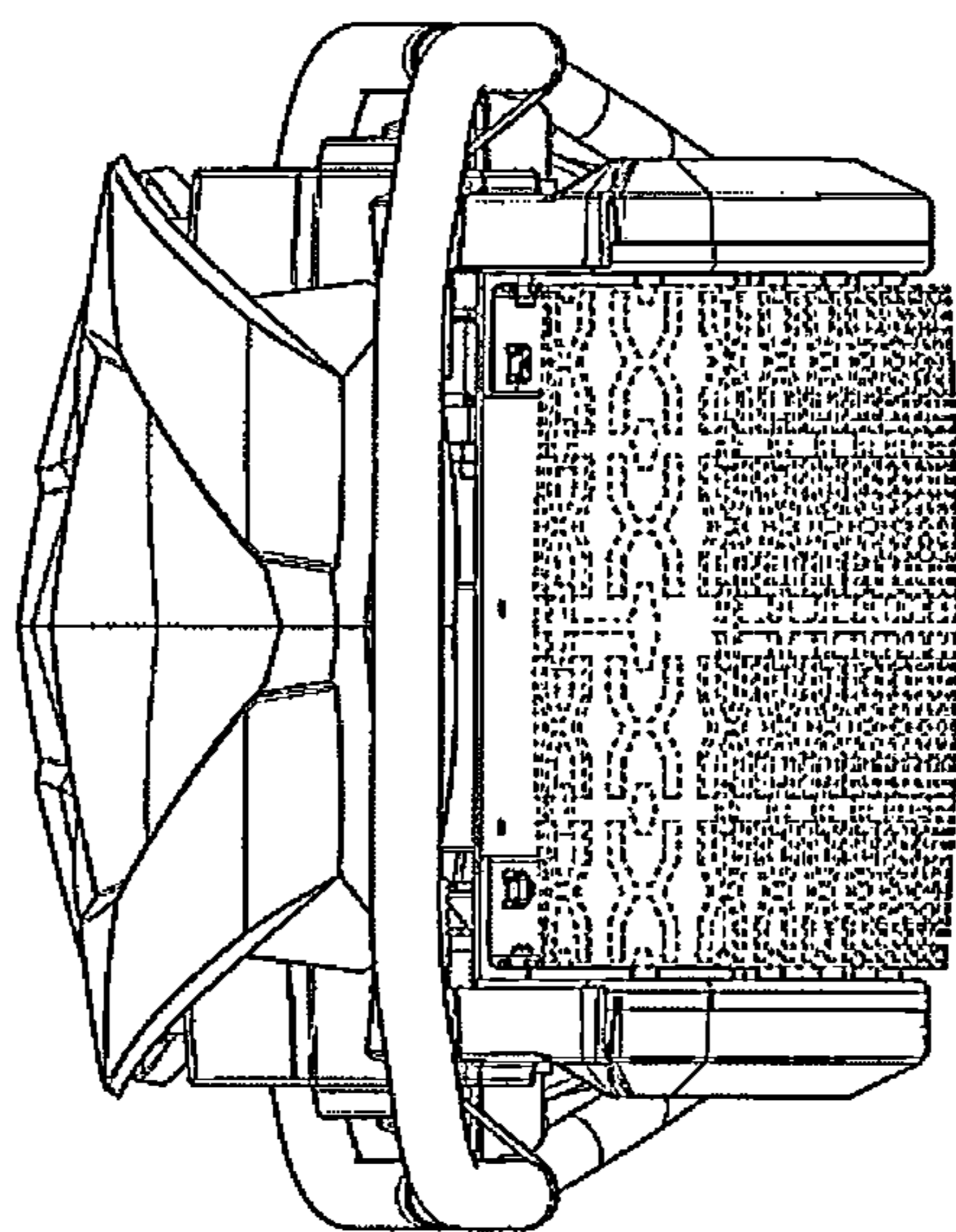


FIGURE 6