

US00D735602S

(12) **United States Design Patent**  
**Anderson et al.**

(10) **Patent No.:** **US D735,602 S**  
(45) **Date of Patent:** **\*\* Aug. 4, 2015**

- (54) **FLOWER CONTAINER**
- (71) Applicant: **Suncast Technologies, LLC**, Palm Beach Gardens, FL (US)
- (72) Inventors: **Torrence Anderson**, Overland Park, KS (US); **Robert G. Kopp**, Elburn, IL (US); **Michael Thuma**, La Grange, IL (US)
- (73) Assignee: **Suncast Technologies, LLC**, Palm Beach Gardens, FL (US)

5,150,738 A *	9/1992	Nishiwaki	139/420 R
D369,450 S *	4/1996	Hsiu	D34/1
D390,359 S *	2/1998	Lacy	D3/306
D414,942 S *	10/1999	Grosfillex	D5/47
D480,326 S *	10/2003	Carlson	D11/155
D574,118 S *	7/2008	Gusdorf	D34/1
D658,041 S *	4/2012	Vogler et al.	D8/356
D669,765 S *	10/2012	Donnelly et al.	D8/359
D671,752 S *	12/2012	Anderson et al.	D5/47
D681,349 S *	5/2013	Anderson et al.	D5/43
D694,526 S *	12/2013	Anderson et al.	D5/47
D707,108 S *	6/2014	Fischer et al.	D8/359
D720,252 S *	12/2014	Burt	D11/144
D722,526 S *	2/2015	Forester	D11/155

(\*\*) Term: **14 Years**

\* cited by examiner

(21) Appl. No.: **29/495,795**

*Primary Examiner* — Elizabeth Albert

(22) Filed: **Jul. 3, 2014**

(74) *Attorney, Agent, or Firm* — McHale & Slavin, PA

(51) **LOC (10) Cl.** ..... **11-02**

(52) **U.S. Cl.**  
USPC ..... **D11/155**

(58) **Field of Classification Search**  
USPC ..... D3/304, 305, 310, 311, 315, 306;  
D6/403, 404, 405, 556, 557, 558;  
D7/560, 561, 562, 565, 584, 585, 586,  
D7/587, 588; D9/424, 428, 429;  
D11/143–156, 164  
CPC ..... A01G 9/00; A01G 9/003; A01G 9/02;  
A01G 9/021; A01G 9/022; A01G 9/026;  
A01G 9/104; A01G 9/027; A01G 9/028;  
A01G 9/023

See application file for complete search history.

(56) **References Cited**

**U.S. PATENT DOCUMENTS**

D138,755 S \* 9/1944 Benton ..... D34/1  
3,036,602 A \* 5/1962 Meyer et al. .... 156/256

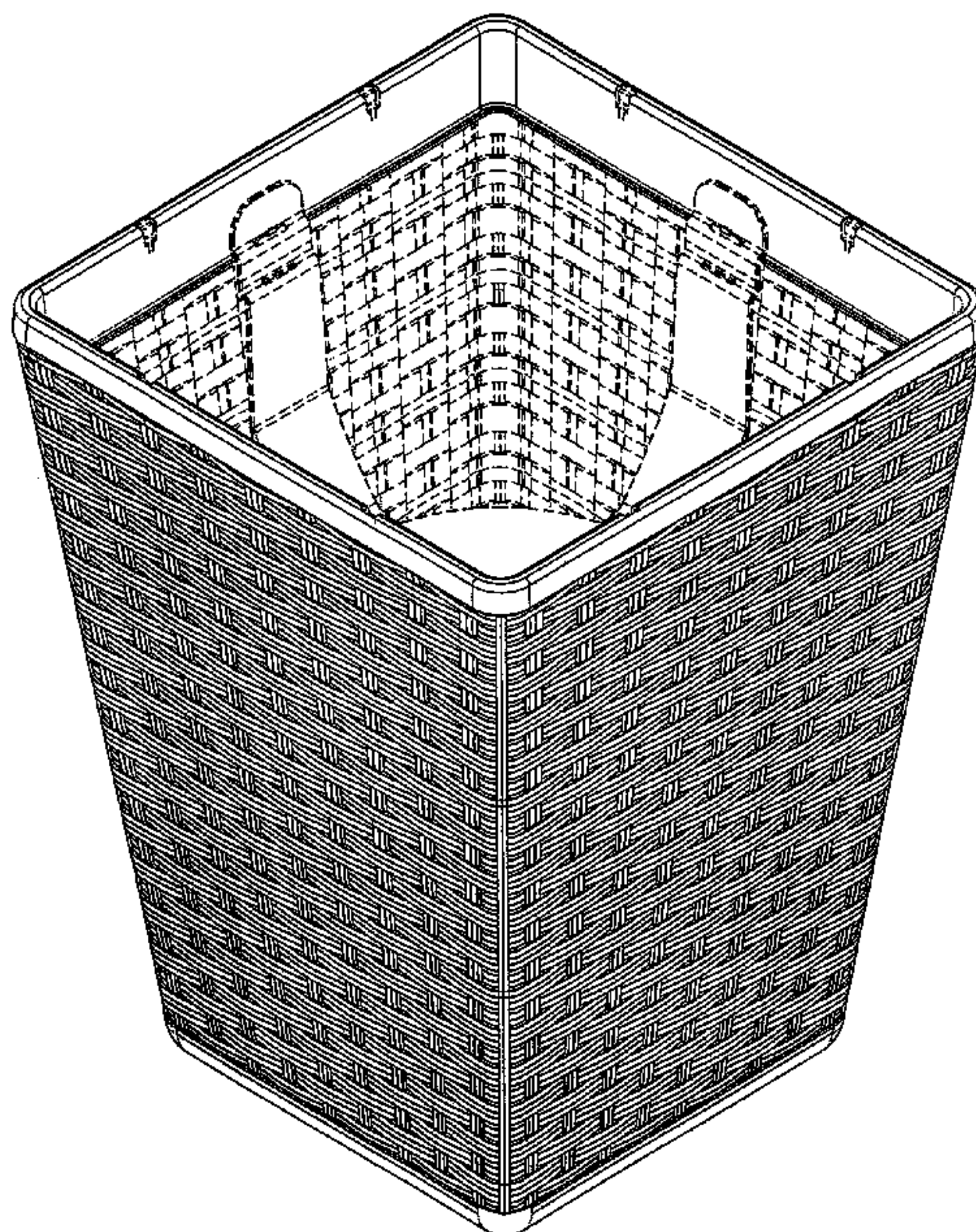
(57) **CLAIM**

The ornamental design for a flower container, as shown and described.

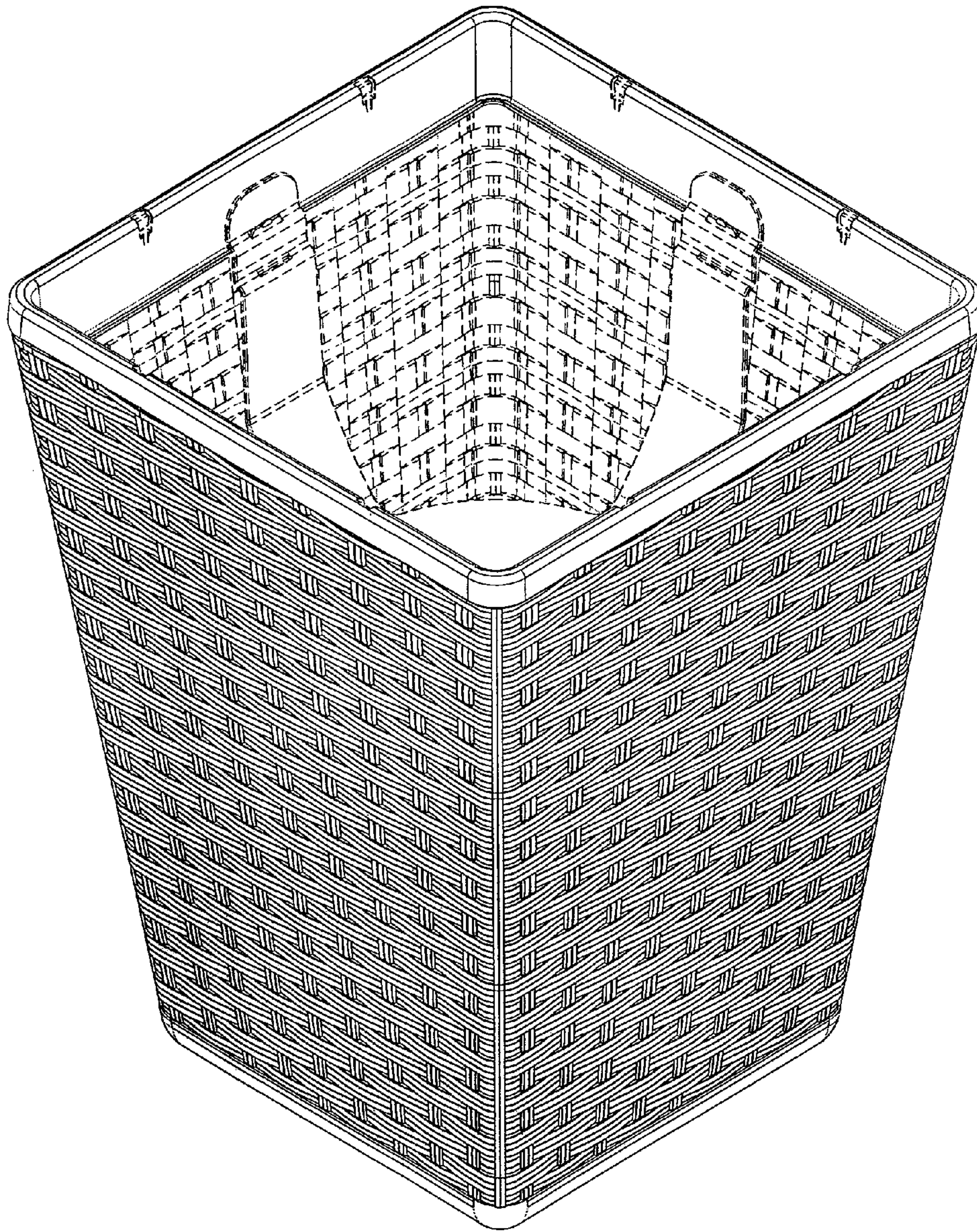
**DESCRIPTION**

FIG. 1 is a top right perspective view of the flower container of the present invention;  
FIG. 2 is a front view thereof;  
FIG. 3 is a rear view thereof;  
FIG. 4 is a right side view thereof, the left side view being identical thereto; and,  
FIG. 5 is a top view thereof.  
The portions of the flower container illustrated in broken lines in FIGS. 1 and 5 are included for the purpose of showing portions that form no part of the claimed design.

**1 Claim, 5 Drawing Sheets**









*Fig. 1*





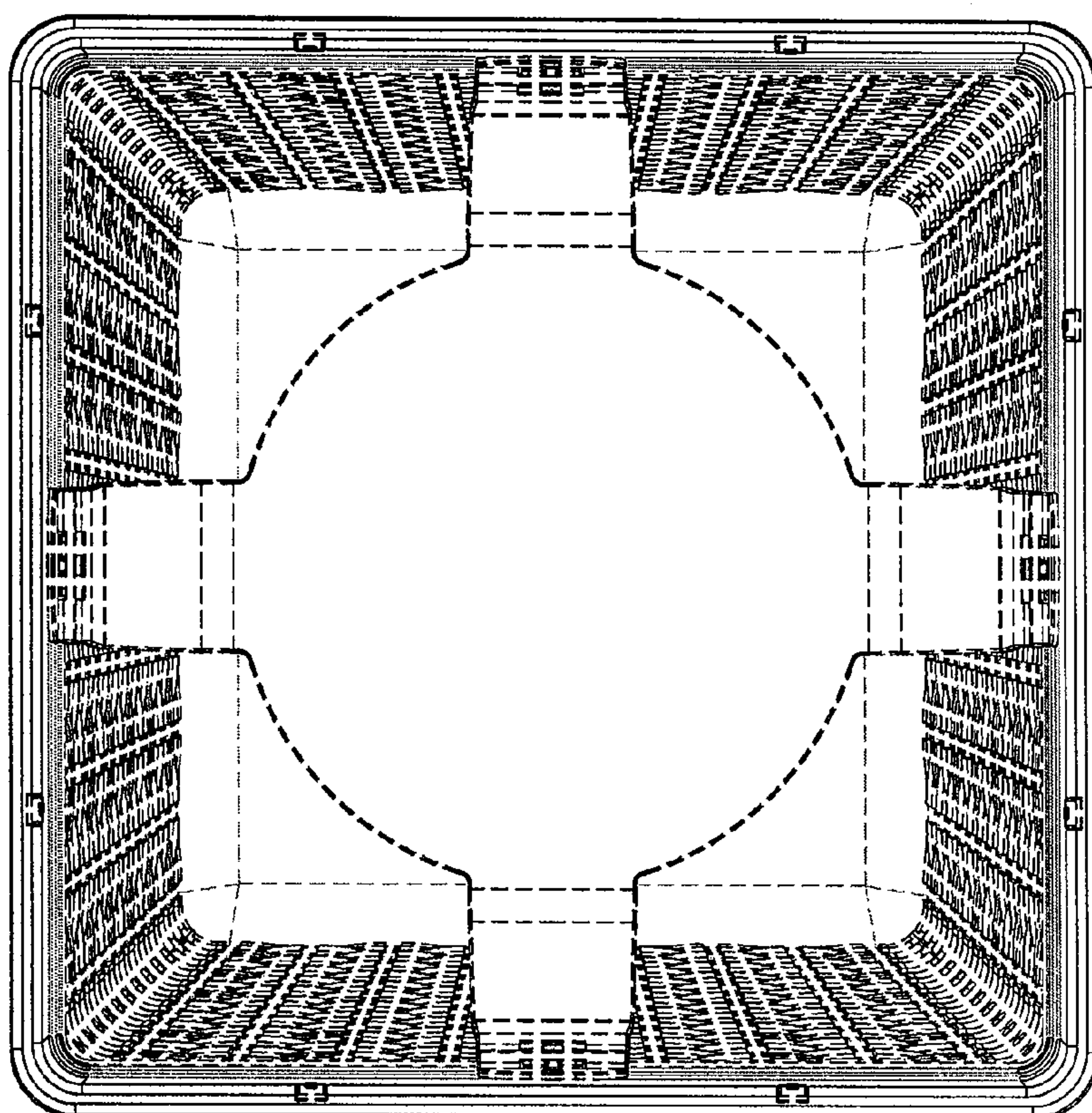
*Fig. 2*



*Fig. 3*



*Fig. 4*



*Fig. 5*