



US00D735593S

(12) **United States Design Patent**
Fischer

(10) **Patent No.:** **US D735,593 S**

(45) **Date of Patent:** **** *Aug. 4, 2015**

(54) **FISH MEASURING DEVICE**

(71) Applicant: **Jason Fischer**, Seguin, TX (US)

(72) Inventor: **Jason Fischer**, Seguin, TX (US)

(*) Notice: This patent is subject to a terminal disclaimer.

(**) Term: **14 Years**

(21) Appl. No.: **29/492,042**

(22) Filed: **May 28, 2014**

Related U.S. Application Data

(63) Continuation-in-part of application No. 29/465,613, filed on Aug. 29, 2013, now Pat. No. Des. 708,972, and a continuation-in-part of application No. 29/465,617, filed on Aug. 29, 2013, now Pat. No. Des. 708,973.

(51) **LOC (10) Cl.** **10-04**

(52) **U.S. Cl.**
USPC **D10/71**

(58) **Field of Classification Search**
USPC D10/71, 74; 33/567, 403, 511,
33/483-494, 549, 553, 554; 43/4, 5, 54.11
CPC B43L 7/00; G01B 3/004; G01B 3/006;
G01B 3/002; G01B 3/02; G01B 3/04-3/10;
G01B 3/1002; G01B 3/1082; A01K 61/001;
G01G 19/60; G01G 23/18

See application file for complete search history.

(56) **References Cited**

U.S. PATENT DOCUMENTS

4,643,267	A *	2/1987	Southern et al.	177/190
5,339,532	A *	8/1994	O'Keefe	33/511
D408,748	S *	4/1999	Bedol et al.	D10/71
D652,331	S *	1/2012	Weise et al.	D10/71
2006/0081192	A1 *	4/2006	Massey et al.	119/215

* cited by examiner

Primary Examiner — Antoine D Davis

(74) *Attorney, Agent, or Firm* — Robert L. McRae; Gunn, Lee & Cave, P.C.

(57) **CLAIM**

The ornamental design for a fish measuring device, as shown and described.

DESCRIPTION

FIG. 1 is a front elevation view of the fish measuring device showing my new design.

FIG. 2 is a side view of the design of FIG. 1.

FIG. 3 is a top view of the design of FIG. 1.

FIG. 4 is an end view of the design of FIG. 1.

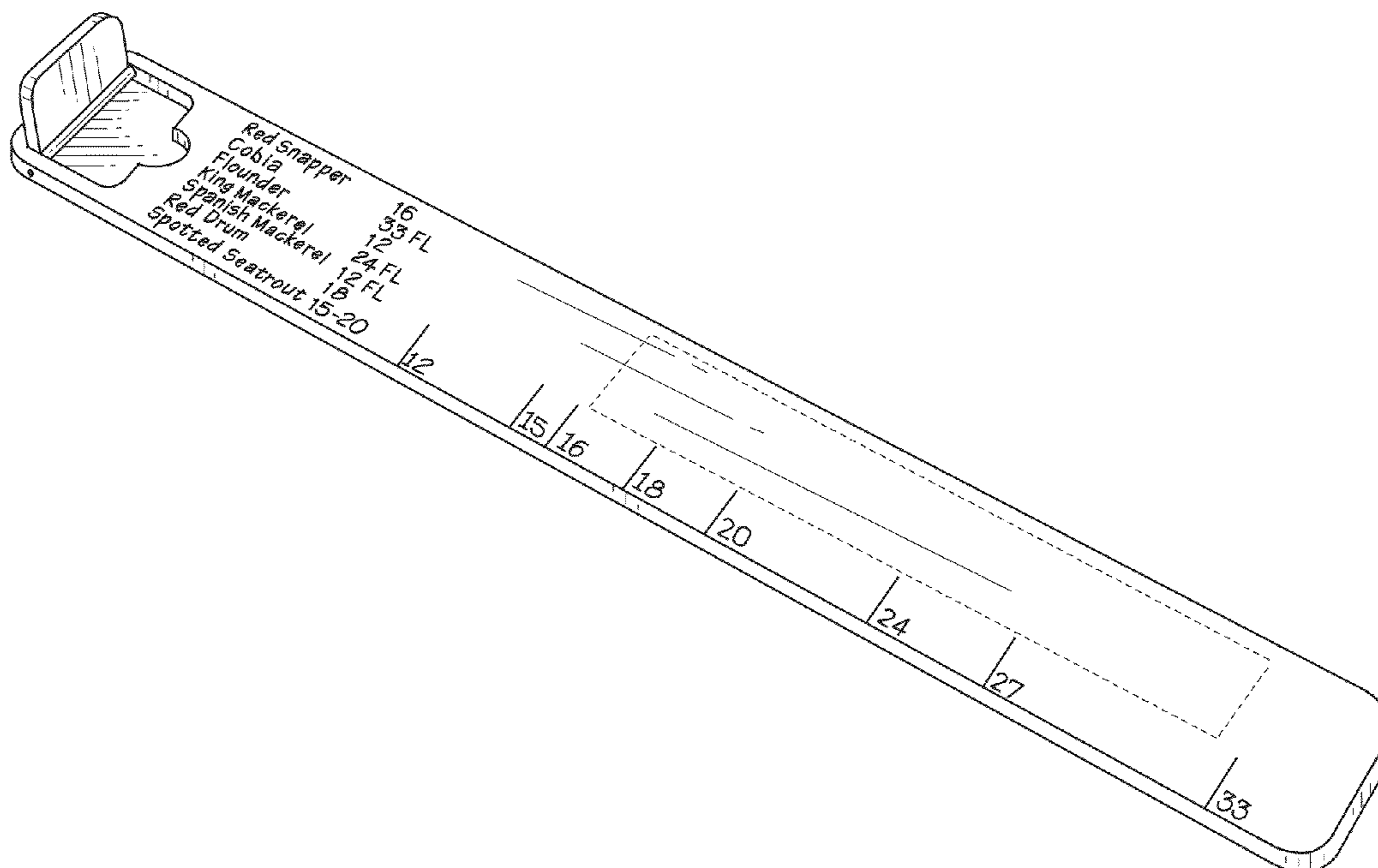
FIG. 5 is an end view of the design of FIG. 1 opposite the end view of FIG. 4.

FIG. 6 is a side view of the design of FIG. 1 opposite the side view of FIG. 2; and,

FIG. 7 is a bottom view of the design of FIG. 1.

The broken lines in FIGS. 1, 3 and 4 are for purposes of illustration and form no part of the invention.

1 Claim, 3 Drawing Sheets



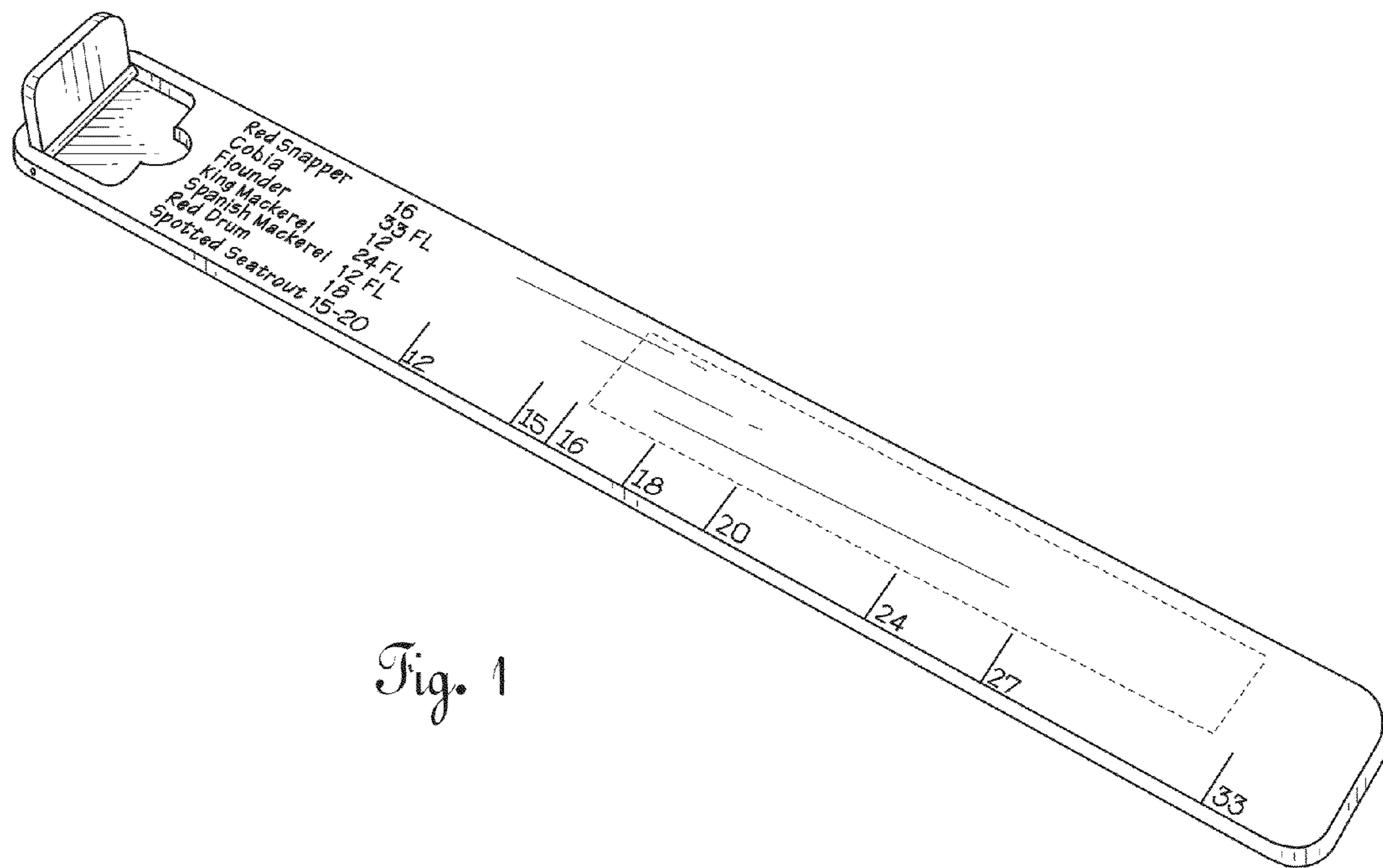


Fig. 1




Fig. 2

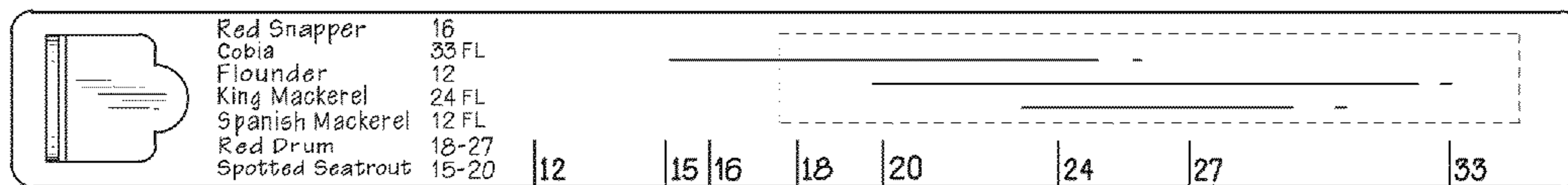


Fig. 3



Fig. 4

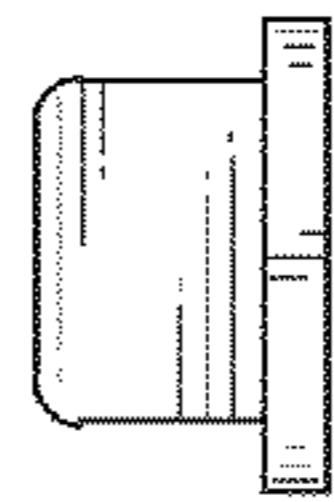


Fig. 5




Fig. 6

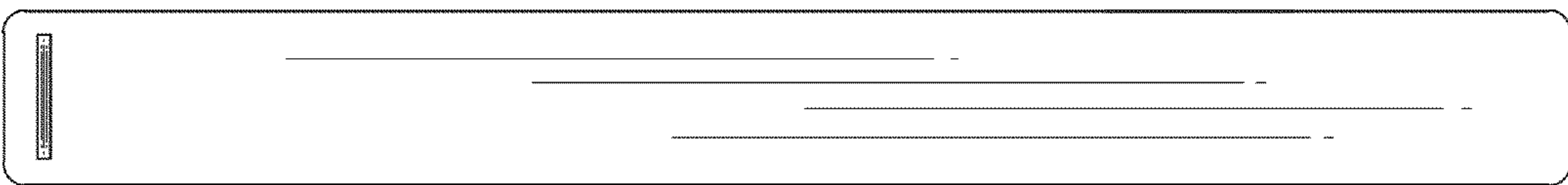


Fig. 7